



2018 PRODUCT DATA




UNILOCK
DESIGNED TO CONNECT.

UNILOCK® QUALITY

GUARANTEED

GOOD CLASSIC

This is how the first pavers were manufactured. The product mix of large and small aggregates is consistent, from top to bottom, with color mixed throughout. The Unilock Classic pavers we manufacture exceed all ASTM standards for quality and strength.



BETTER ENDURACOLOR™

EnduraColor products are manufactured in a two-step process which combines a base of coarser aggregates for a stronger foundation, with concentrated color and wear-resistant finer aggregates on top. EnduraColor products are highly resistant to fading because the top layer prevents large, lighter color aggregates from showing through.

ENDURACOLOR™
PLUS ARCHITECTURAL FINISHES

THE BEST CHOICE.

ONLY UNILOCK OFFERS
ENDURACOLOR PLUS ARCHITECTURAL FINISHES.

These products set a new standard for everlasting beauty thanks to proprietary blends of some of nature's highest performing minerals such as granite and quartz, combined with manufacturing technologies that are exclusive to Unilock.



EXCLUSIVE UNILOCK TECHNOLOGIES

REALA™

Ultra realistic textures cast from Natural Stone, brick and historic cobblestones.

ULTIMA™

A proprietary manufacturing process creates pavers with up to four times the strength of poured concrete.

COLORFUSION™

A proprietary technology that disperses color randomly for a natural granite-like appearance.

EASYSOIL™

Factory sealed to provide integral surface protection from stains

There are two Clean Factors (CF®) to choose from:

CLEAN FACTORS (CF)	CF 90	CF 100
Pavers are pre-sealed at the factory	*	*
Enhanced resistance to weathering	*	*
Reduced dirt absorption	*	**
Stains from leaves, coffee, ketchup, mustard, wine and BBQ oils are easier to remove	*	**

NEW FOR 2018



RICHCLIFF LARGE RECTANGLE

15



U-CARA

37

PAGE UNIT PAVERS

2	Anchorlock®
2	Antara®
3	Artline™
4	Beacon Hill™ Flagstone
4	Beacon Hill™ Smooth
5	Bristol Valley®
5	Brussels Fullnose™
6	Brussels Block®
6	Camelot™
7	Cassova®
7	City Park Paver™
8	Copthorne®
9	Courtstone®
9	Dura Mat™
10	Eco-Line®
10	Eco-Optiloc™
11	Eco-Priora™
12	Eco-Promenade®
5	Fullnose Edger™
12	Hollandstone™
13	Il Campo®
13	Mattoni
14	Optiloc®
14	Promenade™ Plank Paver
15	Richcliff®
15	Senzo™
16	Series™
17	Thornbury™ Permeable
17	Thornbury™ Smooth
18	Town Hall®
18	Transition™
19	Treo™ Classic
19	Treo™ EnduraColor™
20	Tribeca Cobble™
20	Turfstone™

PAGE UNIT PAVERS

21	Umbriano®
22	Uni Eco-Stone™
22	Westport™ Classic
22	Westport™ EnduraColor™

PAGE RETAINING WALLS

23	Brussels Dimensional System™
24	Concord Wall™
25	DuraHold®
26	DuraHold2®
27	Estate Wall®
33	Lineo™ Dimensional Stone
34	Rivercrest® Wall
35	Roman Wall®
36	SienaStone®
37	U-CARA™ NEW
39	Ledgestone™ Steps & Coping
40	Universal Base & Coping

PAGE NATURAL STONE & PORCELAIN

41	Natural Stone
43	Porcelain

PAGE PRODUCT & INSTALLATION INFORMATION

44	Unilock Elements
45	Unilock Firepits
47	Accessories - Cleaners, Sealers & Sands
50	Edge Restraints, SilcaSystem, Paversaver Uni Mat, Unilyft™
52	Landscape Fabric, Spikes and Grid System
53	Special Order Tools & Accessories
54	Important Notes
55	Laying Patterns
58	Finishes
59	Product Directory

ANCHORLOCK®



NATURAL
SPECIAL ORDER



STANDARD
8⁷/₈" x 8⁷/₈" x 3¹/₈"
22.5cm x 22.5cm x 8cm
SPECIAL ORDER



Stones & Bundling	Unit	SqFt Per				Per Bundle		Soldier LnFt Per			Sailor LnFt per			Units Per			Lbs Per		
	Thickness	Bundle	Layer	Section	Stone	Layers	Sections	SqFt	Section	Bundle	SqFt	Section	Bundle	SqFt	Section	Bundle	Layer	Section	Bundle
Uxbridge Manufacturing																			
Standard	3 ¹ / ₈ " (8cm)	78.70	11.24		0.402	7	-	-	-		-	-	-	2.49	-	196	420	-	2,937

Notes: Special Order from standard colors - Lead time required. Minimum quantities apply. This product is optimized for mechanical installation.

*Sold in full bundles only. 1/3 stones incorporated within the standard bundle. All measurements are nominal.

Internal Use Only. ANC BO

ANTARA®



ALMOND GROVE



GRANITE



SIERRA



LARGE RECTANGLE
6" x 9" x 2³/₈"
15cm x 22.5cm x 6cm



SQUARE
6" x 6" x 2³/₈"
15cm x 15cm x 6cm




Stones & Bundling	Unit	SqFt Per				Per Bundle		Soldier LnFt Per			Sailor LnFt per			Units Per			Lbs Per		
	Thickness	Bundle	Layer	Section	Stone	Layers	Sections	SqFt	Section	Bundle	SqFt	Section	Bundle	SqFt	Section	Bundle	Layer	Section	Bundle
Uxbridge Manufacturing																			
Rectangle 6cm	2 ³ / ₈ " (6cm)	104.06		20.81	0.385	-	5	0.783	26.6	132.9	-	-	-	2.60	54	270		585	2,927
Square 6cm	2 ³ / ₈ " (6cm)	97.75		13.96	0.259	-	7	0.525	26.6	186.0	-	-	-	3.87	54	378		391	2,737

Notes: All measurements are nominal.


Internal Use Only. ANT BO



STEEL MOUNTAIN
ENDURACOLOR FINISH



TUSCANY
ENDURACOLOR FINISH



COPPER RIDGE
ENDURACOLOR FINISH
NEW FOR 2018



FRENCH GREY
UMBRIANO FINISH










WINTER MARVEL
UMBRIANO FINISH



2 COLOR BLEND
BLENDED ON SITE



						
6 3/4" x 4 7/8" x 2 3/4" (16.9cm x 12.5cm x 7cm)	10 3/8" x 4 7/8" x 2 3/4" (26.25cm x 12.5cm x 7cm)	13 3/8" x 4 7/8" x 2 3/4" (33.75cm x 12.5cm x 7cm)	17 3/4" x 4 7/8" x 2 3/4" (45cm x 12.5cm x 7cm)	8 7/8" x 7 1/2" x 2 3/4" (22.5cm x 18.75cm x 7cm)	13 3/8" x 7 1/2" x 2 3/4" (33.75cm x 18.75cm x 7cm)	17 3/4" x 7 1/2" x 2 3/4" (45cm x 18.75cm x 7cm)

Individual units cannot be sold separately

Random Bundle


Stones & Bundling	Unit	SqFt Per				Per Bundle		Soldier LnFt Per			Sailor LnFt per			Units Per			Lbs Per		
	Thickness	Bundle	Layer	Section	Stone	Layers	Sections	SqFt	Section	Bundle	SqFt	Section	Bundle	SqFt	Section	Bundle	Layer	Section	Bundle
Brewster Manufacturing																			
Random Bundle		93.25	11.66			8	-	-	-	-	-	-	-	-	-	192	373	-	2,986
10 3/8" x 4 7/8"	2 3/4" (7cm)	11.30	-	-	0.353	-	-	-	-	-	0.41	-	27.56	2.83	-	32	-	-	-
13 3/8" x 4 7/8"	2 3/4" (7cm)	14.53	-	-	0.454	-	-	-	-	-	0.41	-	35.43	2.20	-	32	-	-	-
13 3/8" x 7 1/2"	2 3/4" (7cm)	10.90	-	-	0.681	-	-	-	-	-	0.62	-	17.72	1.47	-	16	-	-	-
17 3/4" x 4 7/8"	2 3/4" (7cm)	19.38	-	-	0.605	-	-	-	-	-	0.41	-	47.24	1.65	-	32	-	-	-
17 3/4" x 7 1/2"	2 3/4" (7cm)	14.53	-	-	0.91	-	-	-	-	-	0.62	-	23.62	1.10	-	16	-	-	-
6 3/4" x 4 7/8"	2 3/4" (7cm)	7.28	-	-	0.227	-	-	-	-	-	0.41	-	17.74	4.40	-	32	-	-	-
8 7/8" x 7 1/2"	2 3/4" (7cm)	14.53	-	-	0.454	-	-	-	-	-	0.62	-	23.62	2.20	-	32	-	-	-

Notes: **Product sold in full bundles only.** All measurements are nominal. **Important:** Textured surfaces require a buffer between the plate compactor and the paver surface to prevent scuffing. Contact Unilock for information.


Internal Use Only. ART NY

BEACON HILL™ FLAGSTONE


ENDURACOLOR™




ALMOND GROVE




BAVARIAN




COFFEE CREEK




NEW YORK BLEND




SIERRA



STEEL MOUNTAIN



TUSCANY



FOSSIL
NEW FOR 2018



XL UNIT
NEW FOR 2018
21 x 35 x 2 3/8"
53 x 88 x 6cm
SOLD SEPARATELY


	Unit	SqFt Per				Per Bundle		Soldier LnFt Per			Sailor LnFt per			Units Per			Lbs Per		
Stones & Bundling	Thickness	Bundle	Layer	Section	Stone	Layers	Sections	SqFt	Section	Bundle	SqFt	Section	Bundle	SqFt	Section	Bundle	Layer	Section	Bundle
Brewster Manufacturing																			
Random Bundle		93.62	10.40	-		9	-	-		-	-	-	-	0.77		72	282		2,541
Large Rectangle	2⅝" (6cm)	37.67	-	-	2.093	-	-	1.77	-	21.26	1.18	-	31.89	0.48	-	18	-	-	-
Small Rectangle	2⅝" (6cm)	18.83	-	-	0.698	-	-	1.18	-	15.94	0.59	-	31.89	1.43	-	27	-	-	-
Square	2⅝" (6cm)	37.67	-	-	1.395	-	-	1.18	-	31.89	1.18	-	31.89	0.72	-	27	-	-	-
XL Unit	2⅝" (6cm)	94.16	10.46			9											393		3,142

Notes: **Sold in full bundles only.** All measurements are nominal. **Important:** Textured surfaces require a buffer between the plate compactor and the paver surface to prevent scuffing. Contact Unilock for information. **6cm product is not intended for vehicular applications. 8cm thickness available upon request. Please contact your local representative for details**


Internal Use Only. BHF NY

BEACON HILL™ SMOOTH


ENDURACOLOR™




SIERRA



STEEL MOUNTAIN



TUSCANY



COPPER RIDGE
NEW FOR 2018



XL UNIT
NEW FOR 2018
21 x 35 x 2 3/8"
53 x 88 x 6cm
SOLD SEPARATELY

	Unit	SqFt Per				Per Bundle		Soldier LnFt Per			Sailor LnFt per			Units Per			Lbs Per		
Stones & Bundling	Thickness	Bundle	Layer	Section	Stone	Layers	Sections	SqFt	Section	Bundle	SqFt	Section	Bundle	SqFt	Section	Bundle	Layer	Section	Bundle
Brewster Manufacturing																			
Random Bundle		93.62	10.40			9		-		-	-		-	0.77		72	282		2,541
Large Rectangle	2⅝" (6cm)	37.67	-	-	2.093	-	-	1.77	-	21.26	1.18	-	31.89	0.48	-	18	-	-	-
Small Rectangle	2⅝" (6cm)	18.83	-	-	0.698	-	-	1.18	-	15.94	0.59	-	31.89	1.43	-	27	-	-	-
Square	2⅝" (6cm)	37.67	-	-	1.395	-	-	1.18	-	31.89	1.18	-	31.89	0.72	-	27	-	-	-
XL Unit	2⅝" (6cm)	94.16	10.46			9											393		3,142

Notes: **Sold in full bundles only.** All measurements are nominal. **Important:** Textured surfaces require a buffer between the plate compactor and the paver surface to prevent scuffing. Contact Unilock for information. **6cm product is not intended for vehicular applications. 8cm thickness available upon request. Please contact your local representative for details.**

Internal Use Only. BHF NY



BAVARIAN

STEEL MOUNTAIN
NEW FOR 2018**TECHNICAL ADVANTAGE****EasyClean™ Stain Resistance - CF 90**

An integral surface protection that allows for easier cleanup of spills when they happen, and before a stain can develop.



LARGE RECTANGLE
21¼" x 14½" x 2⅜"
54cm x 36cm x 6cm



SQUARE
14½" x 14½" x 2⅜"
36cm x 36cm x 6cm



SMALL RECTANGLE
7⅛" x 14½" x 2⅜"
18cm x 36cm x 6cm

Random Bundle
Individual units cannot
be sold separately

	Unit	SqFt Per				Per Bundle		Soldier LnFt Per			Sailor LnFt per			Units Per			Lbs Per		
Stones & Bundling	Thickness	Bundle	Layer	Section	Stone	Layers	Sections	SqFt	Section	Bundle	SqFt	Section	Bundle	SqFt	Section	Bundle	Layer	Section	Bundle
Aurora Manufacturing																			
Random Bundle		104.00	10.40			10	-	-	-	-	-	-	88.58	-	-	80	293	-	2,929
Large Rectangle	2⅝" (6cm)	41.68	-	-	2.084	-	-	-		-	-		35.43	0.48		20	-	-	-
Small Rectangle	2⅝" (6cm)	20.77	-	-	0.692	-	-	-		-	-		17.72	1.43		30	-	-	-
Square	2⅝" (6cm)	41.55	-	-	1.395		-	-		-	-		35.43	0.72		30	-	-	-

Notes: **Sold in full bundles only.** All measurements are nominal. **Important:** Textured surfaces require a buffer between the plate compactor and the paver surface to prevent scuffing. **Read the Polymeric Sand advisory on page 49-50.** Contact Unilock for information. **Product is not intended for vehicular applications.**

Internal Use Only. BRV CH

BRUSSELS FULLNOSE™ & FULLNOSE EDGER™

ALMOND GROVE



CHARCOAL



COFFEE CREEK



LIMESTONE



TUSCANY



NEW YORK



SANDSTONE



SIERRA




BAVARIAN



BRUSSELS FULLNOSE
6" x 12" x 2⅜"
15cm x 30cm x 7cm



FULLNOSE EDGER
6" x 12" x 2⅜"
15cm x 30cm x 7cm



	Unit	SqFt Per				Per Bundle		Soldier LnFt Per			Sailor LnFt per			Units Per			Lbs Per		
Stones & Bundling	Thickness	Bundle	Layer	Section	Stone	Layers	Sections	SqFt	Section	Bundle	SqFt	Section	Bundle	SqFt	Section	Bundle	Layer	Section	Bundle
Uxbridge Manufacturing																			
Standard	2¾" (7cm)	96.00		24.00	0.500	8	4	-	24	96	-	-	-	2.00	48	192	-	706	2,740

Notes: Units can be adhered to pool edge using Unilock Concrete Adhesive, or with mortar. Always observe proper construction techniques when adhering pavers to a surface. Consult your local pool contractors for installation specifics. All measurements are nominal.

Internal Use Only. BFN NE FUL BO

BRUSSELS BLOCK®



ALMOND GROVE



COFFEE CREEK



LIMESTONE



NEW YORK BLEND



SANDSTONE



SIERRA



XL STONE
8³/₄" x 13³/₄" x 2³/₄"
20.8cm x 34.8cm x 7cm



STANDARD STONE
6⁷/₈" x 8¹/₄" x 2³/₄"
17.3cm x 20.8cm x 7cm



HALF STONE
4¹/₈" x 6⁷/₈" x 2³/₄"
10.4cm x 17.3cm x 7cm




Stones & Bundling	Unit	SqFt Per				Per Bundle		Soldier LnFt Per			Sailor LnFt per			Units Per			Lbs Per		
	Thickness	Bundle	Layer	Section	Stone	Layers	Sections	SqFt	Section	Bundle	SqFt	Section	Bundle	SqFt	Section	Bundle	Layer	Section	Bundle
Uxbridge Manufacturing																			
Half	2 ³ / ₄ " (7cm)	88.70	-	12.67	0.198	-	7	0.580	21.8	152.9	0.34	37.38	261.63	5.05	64	448	-	398	2,789
Standard	2 ³ / ₄ " (7cm)	88.60	-	12.66	0.396	-	7	0.677	18.7	130.8	0.58	21.84	152.86	2.53	32	224	-	398	2,788
Xl	2 ³ / ₄ " (7cm)	76.53	-	25.51	0.797	-	3	1.168	21.8	65.5	0.70	36.54	109.61	1.25	32	96	-	836	2,507


Notes: All measurements are nominal.

Internal Use Only. BBK BO

CAMELOT™




ALMOND GROVE



GRANITE



RUSTIC RED



SIERRA



LARGE RECTANGLE
6" x 9" x 2³/₈"
15cm x 22.5cm x 6cm



SQUARE
6" x 6" x 2³/₈"
15cm x 15cm x 6cm



TERRA COTTA



Stones & Bundling	Unit	SqFt Per				Per Bundle		Soldier LnFt Per			Sailor LnFt per			Units Per			Lbs Per		
	Thickness	Bundle	Layer	Section	Stone	Layers	Sections	SqFt	Section	Bundle	SqFt	Section	Bundle	SqFt	Section	Bundle	Layer	Section	Bundle
Uxbridge Manufacturing																			
Rectangle	2 ³ / ₈ " (6cm)	112.50	-	22.50	0.417	-	5	0.847	26.6	132.9	-	-	-	2.40	54	270	-	630	3,150
Square	2 ³ / ₈ " (6cm)	116.00	-	16.57	0.276	-	7	0.561	29.5	206.7	-	-	-	3.62	60	420	-	464	3,247

Notes: Tumbled available by special order only. Lead Time Required. Minimum quantities apply. Antiqued are shipped on a refundable skid.
All measurements are nominal.

Internal Use Only. CAM BO

CASSOVA®



ALMOND GROVE



GRANITE



SIERRA



STANDARD
4¹/₄" x 8¹/₂" x 2³/₈"
10.8cm x 21.8cm x 6cm



Stones & Bundling	Unit	SqFt Per				Per Bundle		Soldier LnFt Per			Sailor LnFt per			Units Per			Lbs Per		
	Thickness	Bundle	Layer	Section	Stone	Layers	Sections	SqFt	Section	Bundle	SqFt	Section	Bundle	SqFt	Section	Bundle	Layer	Section	Bundle
Uxbridge Manufacturing																			
Rectangle 6cm	2 ³ / ₈ " (6cm)	95.06	-	19.01	0.264	-	5	0.745	25.5	127.6	-	-	-	3.79	72	360	-	532	2,661

Notes: Product is shipped on a refundable skid. All measurements are nominal.

Internal Use Only. CAS BO

CITY PARK PAVER™




ENDURACOLOR
PLUS ARCHITECTURAL FINISHES


CUSTOM COLORS & FINISHES AVAILABLE



STANDARD FINISH



WASHED FINISH



BRUSHED FINISH



UMBRIANO® FINISH



8" x 8" x 3¹/₈"
20cm x 20cm x 8cm
SPECIAL ORDER



8" x 8" x 2³/₄"
20cm x 20cm x 7cm
SPECIAL ORDER



Stones & Bundling	Unit	SqFt Per				Per Bundle		Soldier LnFt Per			Sailor LnFt per			Units Per			Lbs Per		
	Thickness	Bundle	Layer	Section	Stone	Layers	Sections	SqFt	Section	Bundle	SqFt	Section	Bundle	SqFt	Section	Bundle	Layer	Section	Bundle
Brewster Manufacturing																			
Non-Permeable	2 ³ / ₄ " (7cm)	73.92			0.385	-	-	-	-	-	-	-	-	2.60	-	192	-	-	2,450
Permeable	3 ¹ / ₈ " (8cm)	59.24			0.385	-	-	-	-	-	-	-	-	2.60	-		-	-	2,168

Notes: **Special Order - Lead Time Required. Minimum quantities apply. Sold in full bundles only** and is shipped on a refundable skid. Follow installation procedures for brushed and smooth finished. Permeable version is also available by special order. Contact Unilock for more information. All measurements are nominal.

Internal Use Only. CPP NY



BURGUNDY RED



BURNT CLAY



OLD OAK

BURGUNDY RED/
BURNT CLAY/OLD OAK
Sold Separately/
Blended on Site

BASALT

STEEL BLUE
NEW FOR 2018STANDARD
2½" x 7⅞" x 2⅜"
6.5cm x 20cm x 6cm**TECHNICAL ADVANTAGES****Reala™ Surface Technology**

Ultra-realistic textures cast from natural stone, brick and historic cobblestones.

Ultima™ Concrete Technology

This proprietary manufacturing process creates pavers and walls with up to four times the strength of poured concrete.



Stones & Bundling	Unit	SqFt Per				Per Bundle		Soldier LnFt Per			Sailor LnFt per			Units Per			Lbs Per		
	Thickness	Bundle	Layer	Section	Stone	Layers	Sections	SqFt	Section	Bundle	SqFt	Section	Bundle	SqFt	Section	Bundle	Layer	Section	Bundle
Ayr Manufacturing																			
2.5"x8" Full Bundle	2⅝" (6cm)	89.20	11.15		0.149	8	-	0.697	-	127.9	-	-	-	6.73	-	600	294	-	2,349
2.5"x8" Half Bundle	2⅝" (6cm)	44.60	11.15		0.149	4	-	0.697	-	64.0	-	-	-	6.73	-	300	294	-	1,174

Notes: ***Sold in full or half bundles only** and is shipped on a refundable skid. There is a 48 hour lead time required on all half bundles. ***Half bundles are available in all colors and are Special Order with lead time required.** All measurements are nominal. **Important:** Textured surfaces require a buffer between the plate compactor and the paver surface to prevent scuffing. **Read the Polymeric Sand advisory on page 50.** Contact Unilock for information.

Internal Use Only. COP ON



BASALT





BELGIAN BLUE



DAWN MIST



PEBBLE TAUPE

BASALT/
BELGIAN BLUE
Sold Separately/
Blended on SiteDAWN MIST/
PEBBLE TAUPE
Sold Separately/
Blended on Site

TECHNICAL ADVANTAGES

Reala™ Surface Technology

Ultra-realistic textures cast from natural stone, brick and historic cobblestones.

Ultima™ Concrete Technology

This proprietary manufacturing process creates pavers and walls with up to four times the strength of poured concrete.

XL RECTANGLE
5 1/8" x 8 3/8" x 2 3/8"
13cm x 21.5cm x 6cmLARGE RECTANGLE
5 1/8" x 7 1/4" x 2 3/8"
13cm x 18.5cm x 6cmRECTANGLE
5 1/8" x 6 1/2" x 2 3/8"
13cm x 16.5cm x 6cmSMALL RECTANGLE
5 1/8" x 5 3/4" x 2 3/8"
13cm x 14.5cm x 6cmSQUARE
5 1/8" x 5 1/8" x 2 3/8"
13cm x 13cm x 6cm

Individual units cannot
be sold separately
Random Bundle

Stones & Bundling	Unit	SqFt Per				Per Bundle		Soldier LnFt Per			Sailor LnFt per			Units Per			Lbs Per		
	Thickness	Bundle	Layer	Section	Stone	Layers	Sections	SqFt	Section	Bundle	SqFt	Section	Bundle	SqFt	Section	Bundle	Layer	Section	Bundle
Ayr Manufacturing																			
Full Bundle		98.30	12.29			8	-	-	-	-	-	-	221.5	3.91	-	384	291	-	2,326
Large Rectangle	2 3/8" (6cm)	16.57	-	-	0.259	-	-	-	-	-	0.427	-	38.8	3.86	-	64	-	-	-
Rectangle	2 3/8" (6cm)	14.78	-	-	0.231	-	-	-	-	-	0.427	-	34.6	4.33	-	64	-	-	-
Small Rectangle	2 3/8" (6cm)	12.99	-	-	0.203	-	-	-	-	-	0.427	-	30.4	4.93	-	64	-	-	-
Square	2 3/8" (6cm)	11.64	-	-	0.182	-	-	-	-	-	0.427	-	27.3	5.50	-	64	-	-	-
XL Rectangle	2 3/8" (6cm)	38.51	-	-	0.301	-	-	-	-	-	0.427	-	90.3	3.32	-	128	-	-	-
Half Bundle		49.15	12.29			4	-	-	-	-	-	-	110.8	3.91	-	192	291	-	1,163
Large Rectangle	2 3/8" (6cm)	8.28	-	-	0.259	-	-	-	-	-	0.427	-	19.4	3.86	-	32	-	-	-
Rectangle	2 3/8" (6cm)	7.39	-	-	0.231	-	-	-	-	-	0.427	-	17.3	4.33	-	32	-	-	-
Small Rectangle	2 3/8" (6cm)	6.49	-	-	0.203	-	-	-	-	-	0.427	-	15.2	4.93	-	32	-	-	-
Square	2 3/8" (6cm)	5.82	-	-	0.182	-	-	-	-	-	0.427	-	13.6	5.50	-	32	-	-	-
XL Rectangle	2 3/8" (6cm)	19.25	-	-	0.301	-	-	-	-	-	0.427	-	45.1	3.32	-	64	-	-	-

Notes: ***Sold in full or half bundles only** and is shipped on a refundable skid. There is a 48 hour lead time required on all half bundles. ***Half bundles are available in all colors and are Special Order with lead time required.** All measurements are nominal. **Important:** Textured surfaces require a buffer between the plate compactor and the paver surface to prevent scuffing. **Read the Polymeric Sand advisory on page 50.** Contact Unilock for information.

Internal Use Only. CRT ON

DURA-MAT™

NATURAL
SPECIAL ORDERSTANDARD
19 3/4" x 19 3/4" x 4"
50cm x 50cm x 10cm
SPECIAL ORDER

Stones & Bundling	Unit	SqFt Per				Per Bundle		Soldier LnFt Per			Sailor LnFt per			Units Per			Lbs Per		
	Thickness	Bundle	Layer	Section	Stone	Layers	Sections	SqFt	Section	Bundle	SqFt	Section	Bundle	SqFt	Section	Bundle	Layer	Section	Bundle
Gormley Manufacturing																			
Standard	4" (10cm)	78.40	11.20		2.80	7	-	-	-	-	-	-	-	0.36	-	28	320	-	2,240

Notes: **Sold in full bundles only** and is shipped on a refundable skid. All measurements are nominal.


Internal Use Only. DMT ON




CUSTOM COLORS & FINISHES AVAILABLE



STANDARD FINISH











WASHED FINISH



BRUSHED FINISH




ENDURACOLOR™
FINISH

			
14" x 3 5/16" x 4" (35.7cm x 8.4cm x 10cm)	12 1/2" x 3 5/16" x 4" (31.7cm x 8.4cm x 10cm)	11" x 3 5/16" x 4" (27.7cm x 8.4cm x 10cm)	9 3/8" x 3 5/16" x 4" (23.7cm x 8.4cm x 10cm)
			
14" x 4 1/2" x 4" (35.7cm x 11.4cm x 10cm)	12 1/2" x 4 1/2" x 4" (31.7cm x 11.4cm x 10cm)	11" x 4 1/2" x 4" (27.7cm x 11.4cm x 10cm)	9 3/8" x 4 1/2" x 4" (23.7cm x 11.4cm x 10cm)

Individual units cannot be
sold separately

Random Bundle



Stones & Bundling	Unit	SqFt Per				Per Bundle		Soldier LnFt Per			Sailor LnFt per			Units Per			Lbs Per		
	Thickness	Bundle	Layer	Section	Stone	Layers	Sections	SqFt	Section	Bundle	SqFt	Section	Bundle	SqFt	Section	Bundle	Layer	Section	Bundle
Brewster Manufacturing																			
Random Bundle		55.17														192			2,522
11 x 3.3125	4" (10cm)	6.01	-	-	0.250	-	-	-	-	-	-	-	-	3.99	-	24	-	-	-
11 x 4.5	4" (10cm)	8.16	-	-	0.340	-	-	-	-	-	-	-	-	2.94	-	24	-	-	-
12.5 x 3.3125	4" (10cm)	6.88	-	-	0.287	-	-	-	-	-	-	-	-	3.49	-	24	-	-	-
12.5 x 4.5	4" (10cm)	9.34	-	-	0.389	-	-	-	-	-	-	-	-	2.57	-	24	-	-	-
14x3.3125	4" (10cm)	10.51	-	-	0.438	-	-	-	-	-	-	-	-	2.28	-	24	-	-	-
14 x 4.5	4" (10cm)	7.75	-	-	0.323	-	-	-	-	-	-	-	-	3.10	-	24	-	-	-
9.375 x 3.3125	4" (10cm)	5.14	-	-	0.214	-	-	-	-	-	-	-	-	4.67	-	24	-	-	-
9.375 x 4.5	4" (10cm)	6.98	-	-	0.291	-	-	-	-	-	-	-	-	3.44	-	24	-	-	-

Notes: **Sold in full bundles only.** ALL Eco-Line is Special Order. Custom finish and color options are available - Ask your Territory Manager.
All measurements are nominal.


Internal Use Only. EOL ON




CUSTOM COLORS & FINISHES AVAILABLE



STANDARD FINISH



WASHED FINISH



BRUSHED FINISH



ENDURACOLOR™
FINISH



STANDARD
10 1/4" x 10 1/4" x 3 1/8"
26cm x 26cm x 8cm
SPECIAL ORDER



Stones & Bundling	Unit	SqFt Per				Per Bundle		Soldier LnFt Per			Sailor LnFt per			Units Per			Lbs Per		
	Thickness	Bundle	Layer	Section	Stone	Layers	Sections	SqFt	Section	Bundle	SqFt	Section	Bundle	SqFt	Section	Bundle	Layer	Section	Bundle
Uxbridge Manufacturing																			
Standard	3 1/8" (8cm)	64.33	9.19		0.511	7	-	-	-	-	-	-	-	1.96	-	126	292	-	2,047

Notes: **Most standard colors are available by special order only and subject to minimum quantities.** Contact your representative for details. This product is optimized for mechanical installation. **Sold in full bundles only** and is shipped on a refundable skid. All measurements are nominal. **Important:** Textured surfaces require a buffer between the plate compactor and the paver surface to prevent scuffing. Contact Unilock for information.

Internal Use Only. EOP BO

STANDARD FINISH




COFFEE CREEK
SPECIAL ORDER



GRANITE BLEND



SIERRA



LARGE SQUARE
10" x 10" x 3 1/8"
24cm x 24cm x 8cm
SPECIAL ORDER




RECTANGLE
5" x 10" x 3 1/8"
12cm x 24cm x 8cm



SQUARE
5" x 5" x 3 1/8"
12cm x 12cm x 8cm
SPECIAL ORDER



TUMBLLED FINISH




COFFEE CREEK
SPECIAL ORDER



GRANITE BLEND
SPECIAL ORDER



SIERRA
SPECIAL ORDER



LARGE SQUARE
10" x 10" x 3 1/8"
24cm x 24cm x 8cm
SPECIAL ORDER




RECTANGLE
5" x 10" x 3 1/8"
12cm x 24cm x 8cm
SPECIAL ORDER


Note: 10" x 10" tumbled finish has different packaging than standard finish.



UMBRIANO® FINISH



AUTUMN SUNSET
SPECIAL ORDER



MIDNIGHT SKY
SPECIAL ORDER



SUMMER WHEAT
SPECIAL ORDER



WINTER MARVEL
SPECIAL ORDER



LARGE SQUARE
10" x 10" x 3 1/8"
24cm x 24cm x 8cm
SPECIAL ORDER



RECTANGLE
5" x 10" x 3 1/8"
12cm x 24cm x 8cm
SPECIAL ORDER



SQUARE
5" x 5" x 3 1/8"
12cm x 12cm x 8cm
SPECIAL ORDER




ENDURACOLOR
PLUS ARCHITECTURAL FINISHES

Stones & Bundling	Unit	SqFt Per				Per Bundle		Soldier LnFt Per			Sailor LnFt per			Units Per			Lbs Per		
	Thickness	Bundle	Layer	Section	Stone	Layers	Sections	SqFt	Section	Bundle	SqFt	Section	Bundle	SqFt	Section	Bundle	Layer	Section	Bundle
Uxbridge Manufacturing																			
10"x10"	3 1/8" (8cm)	86.60	12.37		0.619	7	-	0.786	-	110.2	-	-	-	1.62	-	140	443	-	3,099
5"x10"	3 1/8" (8cm)	74.59	10.66		0.304	7	-	0.773	-	96.4	-	-	-	3.28	-	245	381	-	2,669
5"x5"	3 1/8" (8cm)	74.59	10.66		0.152	7	-	0.387	-	192.9	-	-	-	6.57	-	490	381	-	2,669


Notes: **Special Order - Lead Time Required. Minimum quantities apply. Sold in full bundles only** and is shipped on a refundable skid. Eco-Priora™ can be manufactured in a variety of custom colors and textures. Specially graded aggregates must be used for the joints. Contact Unilock for information. All measurements are nominal.

Internal Use Only. EPA Std BO / EPA ILC-UMB NY

CUSTOM COLORS & FINISHES AVAILABLE



IL CAMPO® FINISH



SERIES™ FINISH




UMBRIANO® FINISH

ENDURACOLOR™
FINISH

Eco-Promenade pavers are available in these finishes. Customized colors and finishes can be made to complement your design requirements. Contact us for details.



3" x 12" x 4"
7.5cm x 30cm x 10cm



Stones & Bundling	Unit	SqFt Per				Per Bundle		Soldier LnFt Per			Sailor LnFt per			Units Per			Lbs Per		
	Thickness	Bundle	Layer	Section	Stone	Layers	Sections	SqFt	Section	Bundle	SqFt	Section	Bundle	SqFt	Section	Bundle	Layer	Section	Bundle
Brewster Manufacturing																			
3"X12"	4" (10cm)	53.30	10.66		0.242	5	-	-	-		-	-	-	4.13	-	220	483	-	2,415
3"X12" Permeable	4" (10cm)	53.30	10.66		0.242	5	-	-	-		-	-	-	4.13	-	220	483	-	2,415

Notes: **Special Order - Lead Time Required. Sold in full bundles only.** All measurements are nominal.

Internal Use Only. ECP NE

HOLLANDSTONE™




ALMOND GROVE



CHARCOAL



GRANITE



RED



RUSTIC RED



SIERRA



TERRA COTTA



HOLLANDSTONE
4" x 8" x 2 3/8"
10cm x 20cm x 6cm



Stones & Bundling	Unit	SqFt Per				Per Bundle		Soldier LnFt Per			Sailor LnFt per			Units Per			Lbs Per		
	Thickness	Bundle	Layer	Section	Stone	Layers	Sections	SqFt	Section	Bundle	SqFt	Section	Bundle	SqFt	Section	Bundle	Layer	Section	Bundle
Uxbridge Manufacturing																			
4" x 8"	2 3/8" (6cm)	106.40		17.73	0.219	-	6	0.667	26.6	159.4	-	-	-	4.57	81	486		465	2,789
4" x 8"	3 1/8" (8cm)	82.50		13.75	0.218	-	6	0.665	20.7	124.0	-	-	-	4.58	63	378		491	2,944

Notes: Standard finish. Also available in 2 3/4" (7cm) and 3 1/8" (8cm) as a special order; minimum quantities apply. All measurements are nominal.

Internal Use Only. HOL BO



COFFEE CREEK
SPECIAL ORDER



GRANITE
SPECIAL ORDER



HERITAGE BROWN
SPECIAL ORDER



12" x 12" x 2 3/4"
30cm x 30cm x 7cm
SPECIAL ORDER



4" x 12" x 2 3/4"
10cm x 30cm x 7cm
SPECIAL ORDER



6" x 8" x 2 3/4"
15cm x 20cm x 7cm
SPECIAL ORDER



Stones & Bundling	Unit	SqFt Per				Per Bundle		Soldier LnFt Per			Sailor LnFt per			Units Per			Lbs Per		
	Thickness	Bundle	Layer	Section	Stone	Layers	Sections	SqFt	Section	Bundle	SqFt	Section	Bundle	SqFt	Section	Bundle	Layer	Section	Bundle
Georgetown Manufacturing																			
12" x 12"	2 3/4" (7cm)	93.04	11.63		0.969	8	-	0.985	-	94.5	-	-	-	1.03	-	96	372	-	2,980
4" x 12"	2 3/4" (7cm)	93.04	11.63		0.323	8	-	0.985	-	94.5	-	-	-	3.10	-	288	372	-	2,980
6" x 8"	2 3/4" (7cm)	93.00	11.63		0.330	8	-	0.670	-	138.7	-	-	-	3.03	-	282	372	-	2,978


Notes: **Sold in full bundles only.** All measurements are nominal. **Important:** Textured surfaces may require a buffer between the plate compactor and the paver surface to prevent scuffing. **Read the Polymeric Sand advisory on page 50.** Contact Unilock for information.

Internal Use Only. ILC ON

MATTONI



COCOA BROWN



DARK CHARCOAL



SABLE BLEND



2 1/2" x 9 1/2" x 2 3/4"
6cm x 24cm x 7cm
SPECIAL ORDER



Stones & Bundling	Unit	SqFt Per				Per Bundle		Soldier LnFt Per			Sailor LnFt per			Units Per			Lbs Per		
	Thickness	Bundle	Layer	Section	Stone	Layers	Sections	SqFt	Section	Bundle	SqFt	Section	Bundle	SqFt	Section	Bundle	Layer	Section	Bundle
Georgetown Manufacturing																			
2.5" x 9.5"	2 3/4" (7cm)	89.28	11.16		0.155	8	-	0.787	-	113.4	0.197	-	453.5	6.45	-	576	357	-	2,859

Notes: Product is layered. All measurements are nominal. **Important:** Textured surfaces may require a buffer between the plate compactor and the paver surface to prevent scuffing. **Read the Polymeric Sand advisory on page 50.** Contact Unilock for information.

Internal Use Only. MAT ON


OPTILOC®




NATURAL
SPECIAL ORDER



RUSTIC RED
SPECIAL ORDER




IL CAMPO® FINISH
SPECIAL ORDER



SERIES™ FINISH
SPECIAL ORDER



STANDARD
10 1/4" x 10 1/4" x 3 1/8"
26cm x 26cm x 8cm
SPECIAL ORDER



UMBRIANO® FINISH
SPECIAL ORDER



ENDURACOLOR™
FINISH
SPECIAL ORDER




	Unit	SqFt Per				Per Bundle		Soldier LnFt Per			Sailor LnFt per			Units Per			Lbs Per		
Stones & Bundling	Thickness	Bundle	Layer	Section	Stone	Layers	Sections	SqFt	Section	Bundle	SqFt	Section	Bundle	SqFt	Section	Bundle	Layer	Section	Bundle
Uxbridge Manufacturing																			
Standard	3½" (8cm)	68.76	9.82		0.537	7	-	-	-		-	-	-	1.86	-	128	359	-	2,516

Notes: **Special Order - Lead Time Required. Minimum quantities apply. Sold in full bundles only** and is shipped on a refundable skid. Contact your representative for details. This product is optimized for mechanical installation. All measurements are nominal.


Internal Use Only. OPT NY&NE

PROMENADE® PAVER


ENDURACOLOR™ & ENDURACOLOR™ PLUS ARCHITECTURAL FINISHES



IL CAMPO® FINISH
SPECIAL ORDER



SERIES™ FINISH
SPECIAL ORDER



UMBRIANO® FINISH
SPECIAL ORDER



ENDURACOLOR™
FINISH
SPECIAL ORDER



8" x 24" x 4"
(20cm x 60cm x 10cm)
SPECIAL ORDER



4" x 16" x 4"
(10cm x 40cm x 10cm)
SPECIAL ORDER



4" x 12" x 4"
(10cm x 30cm x 10cm)
SPECIAL ORDER

For Eco-Promenade,
3" x 12", permeable
and non-permeable
information, please
see page 11.



Stones & Bundling	Unit	SqFt Per				Per Bundle		Soldier LnFt Per			Sailor LnFt per			Units Per			Lbs Per		
	Thickness	Bundle	Layer	Section	Stone	Layers	Sections	SqFt	Section	Bundle	SqFt	Section	Bundle	SqFt	Section	Bundle	Layer	Section	Bundle
Brewster Manufacturing																			
4" x 12"	4" (10cm)	58.13	11.63		0.363	5	-	1.11	-	52.49	0.37	-	157.48	2.75	-	160	532	-	2,659
4" x 16"	4" (10cm)	51.67	10.33		0.431	5	-	1.31	-	39.37	0.33	-	157.48	2.32	-	120	455	-	2,275
8" x 24"	4" (10cm)	51.67	10.33		1.292	5	-	1.97	-	26.25	0.66	-	78.74	0.77	-	40	490	-	2,449

Notes: **Special Order - Lead time required. Sold in full bundles only.** See your Unilock Sales Representative for choices of colors and finishes to complement your design requirements. All measurements are nominal.

Internal Use Only. PMD NY

ASPECT RATIO

Simply defined, the aspect ratio is the overall length of a paver divided by its height.

LENGTH/HEIGHT = ASPECT RATIO

If an insufficient aspect ratio is used, any flexing or rocking caused by movement on the surface such as pedestrian or vehicular traffic, could result in breakage of the paver units. Not only is this breakage unsightly, but it can also compromise the integrity of the segmental system.


3 : 1 or less
Heavy-Duty Vehicular

4 : 1
Light-Duty Vehicular

over 5 : 1
Pedestrian




DAWN MIST




PEBBLE TAUPE



DAWN MIST/
PEBBLE TAUPE
Sold Separately/
Blended on Site



SMOKE SHALE
NEW FOR 2018



RECTANGLE
12" x 9" x 2 3/8"
30cm x 22.6cm
x 6cm

SQUARE
9" x 9" x 2 3/8"
22.6cm x 22.6cm
x 6cm

SMALL RECTANGLE
6" x 9" x 2 3/8"
15cm x 22.6cm
x 6cm

Random Bundle
Individual units cannot
be sold separately



LARGE RECTANGLE
21 x 12 x 2 3/8"
52.8 x 30.2 x 6cm
SOLD SEPARATELY
COMING SOON IN 2018

TECHNICAL ADVANTAGES

Reala™ Surface Technology

Ultra-realistic textures cast from natural stone, brick and historic cobblestones.


Ultima™ Concrete Technology

This proprietary manufacturing process creates pavers and walls with up to four times the strength of poured concrete.


Stones & Bundling	Unit	SqFt Per				Per Bundle		Soldier LnFt Per			Sailor LnFt per			Units Per			Lbs Per		
	Thickness	Bundle	Layer	Section	Stone	Layers	Sections	SqFt	Section	Bundle	SqFt	Section	Bundle	SqFt	Section	Bundle	Layer	Section	Bundle
Ayr Manufacturing																			
Full Bundle		90.30	11.29	-	-	8	-	-	-	-	-	-	134.2	-	-	160	322	-	2,574
Rec 12" X 9"	2 3/8" (6cm)	-	-		0.730	-					0.741		63.0	1.37		64	-		
Small Rec 6" X 9"	2 3/8" (6cm)	-	-		0.365	-					0.492		47.5	2.74		64	-		
Square 9" X 9"	2 3/8" (6cm)	-	-		0.550	-					0.741		23.7	1.82		32	-		
Half Bundle		45.15	11.29	-	-	4	-	-	-	-	-	-	67.1	-	-	80	322	-	1,287
Rec 12" X 9"	2 3/8" (6cm)	-	-		0.730	-					0.741		31.5	1.37		32	-		
Small Rec 6" X 6"	2 3/8" (6cm)	-	-		0.365	-					0.492		23.7	2.74		32	-		
Square 9" X 9"	2 3/8" (6cm)	-	-		0.550	-					0.741		11.9	1.82		16	-		
COMING SOON Large Rectangle	2 3/8" (6cm)	82.38	-	-	1.716	-	-	-	-	-	-	-	-	-	-	48	-	-	2410

Notes: **Sold as full bundles or half bundles only** on a refundable skid. **Half bundles are Special Order with lead time required.** All measurements are nominal. **Important:** Textured surfaces require a buffer between the plate compactor and the paver surface to prevent scuffing. **Read the Polymeric Sand advisory and review Polymeric Sand and Sealer Usage chart on page 49-50.** Contact Unilock for information.


Internal Use Only. RIC ON



CASTANO
SPECIAL ORDER



CREMA
SPECIAL ORDER



NUVOLA
SPECIAL ORDER

TECHNICAL ADVANTAGE

EasyClean™ Stain Resistance - CF 90

An integral surface protection that allows for easier cleanup of spills when they happen, and before a stain can develop.



RECTANGLE
SPECIAL ORDER
8" x 16" x 2 3/4"
20.8cm x 41.6cm x 7cm



SQUARE
SPECIAL ORDER
8" x 8" x 2 3/4"
20.8cm x 20.8cm x 7cm



Stones & Bundling	Unit	SqFt Per				Per Bundle		Soldier LnFt Per			Sailor LnFt per			Units Per			Lbs Per		
	Thickness	Bundle	Layer	Section	Stone	Layers	Sections	SqFt	Section	Bundle	SqFt	Section	Bundle	SqFt	Section	Bundle	Layer	Section	Bundle
Georgetown Manufacturing																			
8"x16"	2 3/4" (7cm)	82.67	10.33		0.861	8	-	1.26	-	65.51	0.63	-	131.02	1.16	-	96	331	-	2,710
8"x8"	2 3/4" (7cm)	82.67	10.33		0.431	8	-	0.63	-	131.02	0.63	-	131.02	2.32	-	192	339	-	2,710

Notes: **Product sold at factory in full bundle quantities. Senzo is Special Order with lead time required.** Product is shipped on skids. Colors shown should be used only as a guide. Colors should always be chosen from actual samples. All measurements are nominal. **Important:** Textured surfaces require a buffer between the plate compactor and the paver surface to prevent scuffing. **Read the Polymeric Sand advisory on page 50.**

Internal Use Only. SZO ON




BLACK GRANITE
AVAILABLE IN 4"X8"
& 6"X6" ONLY



MOCHA BROWN



PEPPERED GRANITE



6" x 6" x 2 3/4"
15cm x 15cm x 7cm
SPECIAL ORDER




4" x 8" x 2 3/4"
10cm x 20cm x 7cm
**AVAILABLE ONLY IN
BLACK GRANITE**



12" x 12" x 2 3/4"
30cm x 30cm x 7cm
SPECIAL ORDER



6" x 12" x 2 3/4"
15cm x 30cm x 7cm
SPECIAL ORDER




Stones & Bundling	Unit	SqFt Per				Per Bundle		Soldier LnFt Per			Sailor LnFt per			Units Per			Lbs Per		
	Thickness	Bundle	Layer	Section	Stone	Layers	Sections	SqFt	Section	Bundle	SqFt	Section	Bundle	SqFt	Section	Bundle	Layer	Section	Bundle
Brewster Manufacturing (6cm):																			
Random Bundle		93.62	10.40	-		9	-	-	-	-	-	-	-	-	-	72	282	-	2,541
Large Rectangle	2 3/4" (6cm)	37.67	-		2.09	-									2		-		-
Small Rectangle	2 3/4" (6cm)	18.83	-		0.7	-									3		-		-
Square	2 3/4" (6cm)	37.67	-		1.4	-									3		-		-
Brewster Manufacturing (7cm):																			
12" x 12"	2 3/4" (7cm)	93.04	-	23.26	0.969	-	4	0.985	23.6	94.5	0.98	23.62	94.49	1.03	24	96	-	745	2,980
4" x 8"	2 3/4" (7cm)	94.32	-	15.72	0.218	-	6	0.665	23.6	141.7	0.33	47.24	283.47	4.58	72	432	-	492	2,950
6" x 12"	2 3/4" (7cm)	93.04	-	23.26	0.485	-	4	0.985	23.6	94.5	0.49	47.24	188.98	2.06	48	192	-	745	2,979
6" x 6"	2 3/4" (7cm)	81.36	-	11.62	0.242	-	7	0.492	23.6	165.4	0.49	23.62	165.36	4.13	48	336	-	372	2,605


Notes: *Available by special order. Lead Time Required. Minimum quantities apply. Both 6cm and 7cm product is sold in full bundles only. 3 1/8" (8cm) thick product is available by special order only. Custom colors and finishes available. Minimum quantities apply. See terms and conditions of sale. All measurements are nominal.

Important: Textured surfaces require a buffer between the plate compactor and the paver surface to prevent scuffing. Read the Polymeric Sand advisory on page 50. Contact Unilock for information.


Internal Use Only. S3K NY




ALMOND GROVE



BAVARIAN






NEW YORK BLEND



SIERRA



			Random Bundle Individual units cannot be sold separately
LARGE RECTANGLE 13 ³ / ₄ " x 16 ¹ / ₂ " x 2 ³ / ₄ " (35cm x 42cm x 7cm)	MEDIUM RECTANGLE 13 ³ / ₄ " x 8 ⁷ / ₄ " x 2 ³ / ₄ " (35cm x 21cm x 7cm)	SMALL RECTANGLE 6 ⁷ / ₈ " x 8 ⁷ / ₄ " x 2 ³ / ₄ " (17.3cm x 21cm x 7cm)	

	Unit	SqFt Per				Per Bundle		Soldier LnFt Per			Sailor LnFt per			Units Per			Lbs Per		
Stones & Bundling	Thickness	Bundle	Layer	Section	Stone	Layers	Sections	SqFt	Section	Bundle	SqFt	Section	Bundle	SqFt	Section	Bundle	Layer	Section	Bundle
Brewster Manufacturing																			
Random Full Bundle		88.61	11.08	-		8	-	-	-	-	-	-	-	-	-	-	355	-	2,838
Large Rectangle	2¾" (7cm)	-	-		1.582	-							-	0.63		32	-		-
Medium Rectangle	2¾" (7cm)	-	-		0.791	-							-	1.26		32	-		-
Small Rectangle	2¾" (7cm)	-	-		0.391	-							-	2.56		32	-		-

Notes: ***Sold in full bundles only** on a refundable skid. All measurements are nominal. **Important:** Textured surfaces require a buffer between the plate compactor and the paver surface to prevent scuffing.


Internal Use Only. THB NY






ALMOND GROVE



STEEL MOUNTAIN



			Random Bundle Individual units cannot be sold separately
LARGE RECTANGLE 13 ³ / ₄ " x 16 ¹ / ₂ " x 2 ³ / ₄ " (35cm x 42cm x 7cm)	MEDIUM RECTANGLE 13 ³ / ₄ " x 8 ⁷ / ₄ " x 2 ³ / ₄ " (35cm x 21cm x 7cm)	SMALL RECTANGLE 6 ⁷ / ₈ " x 8 ⁷ / ₄ " x 2 ³ / ₄ " (17.3cm x 21cm x 7cm)	

	Unit	SqFt Per				Per Bundle		Soldier LnFt Per			Sailor LnFt per			Units Per			Lbs Per		
Stones & Bundling	Thickness	Bundle	Layer	Section	Stone	Layers	Sections	SqFt	Section	Bundle	SqFt	Section	Bundle	SqFt	Section	Bundle	Layer	Section	Bundle
Brewster Manufacturing																			
Random Full Bundle		88.61	11.08	-		8	-	-	-	-	-	-	-	-	-	-	355	-	2,838
Large Rectangle	2¾" (7cm)	-	-		1.582	-								0.63		32	-		-
Medium Rectangle	2¾" (7cm)	-	-		0.791	-								1.26		32	-		-
Small Rectangle	2¾" (7cm)	-	-		0.391	-								2.56		32	-		-

Notes: ***Sold in full bundles only** on a refundable skid. All measurements are nominal. **Important:** Textured surfaces require a buffer between the plate compactor and the paver surface to prevent scuffing.

Internal Use Only. THB NY



BURGUNDY RED



BURNT CLAY



OLD OAK

BURGUNDY RED
BURNT CLAY/OLD OAK
Sold Separately/
Blended on Site

BASALT



HERITAGE RED



HERITAGE CLAY

HERITAGE 3 COLOR BLEND
Sold Separately/
Blended on SiteSTANDARD
4" x 9¾" x 2¾"
10cm x 25cm x 7cm

TECHNICAL ADVANTAGES

Reala™ Surface Technology

Ultra-realistic textures cast from natural stone, brick and historic cobblestones.

Ultima™ Concrete Technology

This proprietary manufacturing process creates pavers and walls with up to four times the strength of poured concrete.

Stones & Bundling	Unit	SqFt Per				Per Bundle		Soldier LnFt Per			Sailor LnFt per			Units Per			Lbs Per		
	Thickness	Bundle	Layer	Section	Stone	Layers	Sections	SqFt	Section	Bundle	SqFt	Section	Bundle	SqFt	Section	Bundle	Layer	Section	Bundle
Ayr Manufacturing																			
Standard - Full Bundle	2¾" (7cm)	88.41			0.276	8	-	0.842	-	105.0	-	-	-	3.62	-	320	364	-	2,912
Standard - Half Bundle	2¾" (7cm)	44.20			0.276	4	-	0.842	-	52.5	-	-	-	3.62	-	160	364	-	1,456


Notes: **Sold as full bundles or half bundles only** on a refundable skid. **Half bundles are Special Order with lead time required.** All measurements are nominal. **Important:** Textured surfaces require a buffer between the plate compactor and the paver surface to prevent scuffing. **Read the Polymeric Sand advisory and review Polymeric Sand and Sealer Usage chart on page 50.** Contact Unilock for information.

Internal Use Only. TWH ON


TRANSITION™



ALMOND GROVE



NEW YORK BLEND



SIERRA

RECTANGLE
6" x 9" x 2⅝"
15cm x 23cm x 6cm

BAVARIAN



STEEL MOUNTAIN

SQUARE
6" x 6" x 2⅝"
15cm x 15cm x 6cm

Stones & Bundling	Unit	SqFt Per				Per Bundle		Soldier LnFt Per			Sailor LnFt per			Units Per			Lbs Per		
	Thickness	Bundle	Layer	Section	Stone	Layers	Sections	SqFt	Section	Bundle	SqFt	Section	Bundle	SqFt	Layer	Bundle	Layer	Section	Bundle
Brewster Manufacturing																			
Square	2⅝" (6cm)	116.00	11.60	-	0.276	10	-	0.561	-	206.7	-	-	-	3.62	42	420	325	-	3,247
Rectangle	2⅝" (6cm)	112.50	12.50	-	0.417	9	-	0.847	-	132.9	-	-	-	2.40	30	270	350	-	3,150

Notes: All measurements are nominal. Contact Unilock for information. **Important:** Textured surfaces require a buffer between the plate compactor and the paver surface to prevent scuffing.

Internal Use Only. TRN NY


ALMOND GROVE
CLASSIC








GRANITE BLEND
CLASSIC

SIERRA
CLASSIC

ALMOND GROVE
ENDURACOLOR

BAVARIAN
ENDURACOLOR

NEW YORK BLEND
ENDURACOLOR

SIERRA
ENDURACOLOR

TUSCANY
ENDURACOLOR

CHARCOAL
ENDURACOLOR
Available in Small
Rectangle Only

BROWN
ENDURACOLOR
Available in Small
Rectangle Only
NEW FOR 2018

COPPER RIDGE
ENDURACOLOR
NEW FOR 2018

STEEL MOUNTAIN
ENDURACOLOR
NEW FOR 2018


			Random Bundle Individual units cannot be sold separately
LARGE RECTANGLE 13¼" x 8⅞" x 2⅝" (33.75cm x 22.5cm x 6cm)	SQUARE 8⅞" x 8⅞" x 2⅝" (22.5cm x 22.5cm x 6cm)	SMALL RECTANGLE 4½" x 8⅞" x 2⅝" (11.25cm x 22.5cm x 6cm)	


SMALL RECTANGLE
4½" x 8⅞" x 2⅝"
(11.25cm x 22.5cm x 6cm)
Available in EnduraColor
Colors Only

Stones & Bundling	Unit	SqFt Per				Per Bundle		Soldier LnFt Per			Sailor LnFt per			Units Per			Lbs Per		
	Thickness	Bundle	Layer	Section	Stone	Layers	Sections	SqFt	Section	Bundle	SqFt	Section	Bundle	SqFt	Section	Bundle	Layer	Section	Bundle
Uxbridge Manufacturing / EnduraColor - Brewster Manufacturing																			
Random Full Bundle		108.99	-	-	-	10	-	-	-	-	-	-	-	-	-	240	296	-	2,960
Large Rectangle	2⅝" (6cm)		-	-	0.817	-	-	-	-	-	-	-	-	1.22	-	50	-	-	-
Small Rectangle	2⅝" (6cm)		-	-	0.272	-	-	-	-	-	-	-	-	3.67	-	130	-	-	-
Square	2⅝" (6cm)		-	-	0.545	-	-	-	-	-	-	-	-	1.84	-	60	-	-	-
Small Rectangle	2⅝" (6cm)	108.99	10.90	-	0.27	10	-	-	-	-	-	-	-	3.67	-	400	299	-	2,992

Notes: **Sold in full bundles only.** All measurements are nominal. **Important:** Textured surfaces require a buffer between the plate compactor and the paver surface to prevent scuffing. Contact Unilock for information.


Internal Use Only. TRO UX



CRYSTALLINE BASALT



PEPPERED GRANITE



LARGE RECTANGLE
5½" x 12" x 2¾"
(13cm x 30.5cm x 7cm)



RECTANGLE
5½" x 9" x 2¾"
(13cm x 23cm x 7cm)



SMALL RECTANGLE
5½" x 7" x 2¾"
(13cm x 17.5cm x 7cm)

Random Bundle
Individual units cannot
be sold separately



CURB UNIT
11½" x 9 x 4" x 7"
(29cm x 23cm x 10cm x 18cm)

Stones & Bundling	Unit	SqFt Per				Per Bundle		Soldier LnFt Per			Sailor LnFt per			Units Per			Lbs Per		
	Thickness	Bundle	Layer	Section	Stone	Layers	Sections	SqFt	Section	Bundle	SqFt	Section	Bundle	SqFt	Section	Bundle	Layer	Section	Bundle
Brewster Manufacturing																			
Random Bundle		97.53	12.19	-		8	-	-	-	129.7	-	-	-	-	-	304	398	-	3,186
Large Rectangle	2¾" (7cm)				0.427			1.001		37.5			88.06	2.34		88			
Rectangle	2¾" (7cm)				0.322			0.755		37.5			66.40	3.11		88			
Small Rectangle	2¾" (7cm)				0.245			0.574		54.6			73.49	4.08		128			

Notes: **Sold in full bundles only.** All measurements are nominal. Also available in permeable. **Important:** Textured surfaces require a buffer between the plate compactor and the paver surface to prevent scuffing. **Read the Polymeric Sand advisory on page 50.** Contact Unilock for information.

Stones & Bundling	Face Feet Per		Linear Feet Per		Units Per		Per Bundle		Lbs Per	
	Bundle	Unit	Bundle	Unit	Bundle	Face Feet	Layers	Sections	Unit	Bundle
Brewster Manufacturing										
Curb			48.77	1.016	48				46	2,218

Internal Use Only. TRC NY

TURFSTONE®



NATURAL



STANDARD
15¾" x 23¾" x 3⅞"
40cm x 60cm x 8cm



Stones & Bundling	Unit	SqFt Per				Per Bundle		Soldier LnFt Per			Sailor LnFt per			Units Per			Lbs Per		
	Thickness	Bundle	Layer	Section	Stone	Layers	Sections	SqFt	Section	Bundle	SqFt	Section	Bundle	SqFt	Section	Bundle	Layer	Section	Bundle
Uxbridge Manufacturing																			
16" x 24"	3⅞" (8cm)	72.00	-	-	2.571	-	-	-	-	-	-	-	-	0.39	-	28	-	-	1,748

Notes: Call for availability. **Sold in full bundles only** and shipped on a refundable skid. Void is 40% of the paver and is approximately 3" in diameter. All measurements are nominal.

Internal Use Only. TFS BO




AUTUMN SUNSET
SPECIAL ORDER



MIDNIGHT SKY



SUMMER WHEAT



WINTER MARVEL



FRENCH GREY



HARVEST BROWN
Random Bundle Only
NEW FOR 2018

TECHNICAL ADVANTAGES

EasyClean™ Stain Resistance

An integral surface protection that allows for easier cleanup of spills when they happen, and before a stain can develop.

ColorFusion™ Technology


A proprietary technology that disperses color randomly for a natural, granite-like appearance.



24" x 24" x 2 3/4"
60cm x 60cm x 7cm
SPECIAL ORDER



12" x 24" x 2 3/4"
30cm x 60cm x 7cm
SPECIAL ORDER



16" x 16" x 2 3/4"
40cm x 40cm x 7cm
SPECIAL ORDER



8" x 16" x 2 3/4"
20cm x 40cm x 7cm
SPECIAL ORDER



8" x 8" x 2 3/4"
20cm x 20cm x 7cm
SPECIAL ORDER



LARGE RECTANGLE
21" x 14" x 2 3/8"
52.5cm x 35cm x 6cm




SQUARE
14" x 14" x 2 3/8"
35cm x 35cm x 6cm



SMALL RECTANGLE
7" x 14" x 2 3/8"
17.5cm x 35cm x 6cm

Random Bundle
Individual units cannot be sold separately



Stones & Bundling	Unit	SqFt Per				Per Bundle		Soldier LnFt Per			Sailor LnFt per			Units Per			Lbs Per		
	Thickness	Bundle	Layer	Section	Stone	Layers	Sections	SqFt	Section	Bundle	SqFt	Section	Bundle	SqFt	Section	Bundle	Layer	Section	Bundle
Brewster Manufacturing																			
Random Bundle		93.62	10.40			9	-	-	-	-	-	-	-	-	-	72	282	-	2,540
Large Rectangle	2 3/8" (6cm)				2.093									0.48		18			
Small Rectangle	2 3/8" (6cm)				0.698									1.43		27			
Square	2 3/8" (6cm)				1.395									0.72		27			
12" x 24"	2 3/4" (7cm)	93.00	11.63	-	1.938	8	-	1.969	-	47.2	0.98	-	94.49	0.52	-	48	372	-	2,978
24" x 24"	2 3/4" (7cm)	61.79	7.72	-	3.862	8	-	1.962	-	31.5	1.96	-	31.5	0.26	-	16	247	-	1,979
16" x 16"	2 3/4" (7cm)	82.67	10.33	-	1.722	8	-	1.312	-	63.0	1.31	-	62.99	0.58	-	48	331	-	2,646
8" x 16"	2 3/4" (7cm)	82.67	10.33	-	0.861	8	-	1.312	-	63.0	0.66	-	125.98	1.16	-	96	331	-	2,646
8" x 8"	2 3/4" (7cm)	82.67	10.33	-	0.431	8	-	0.656	-	126.0	0.66	-	125.99	2.32	-	192	331	-	2,646

Notes: Umbriano 24" and Random Bundle pavers are not suitable for vehicular applications. All measurements are nominal. Product is not sectionable and is shipped on a refundable skid. **Available in full bundles only / Half bundles are available with lead time** Product is not to be installed on stone dust. * 24" x 24" and 12" x 24" are available only by special order. Lead Time Required. Minimum quantities apply. Premium pricing applies. Important: Textured surfaces require a buffer between the plate compactor and the paver surface to prevent scuffing. Read the Polymeric Sand advisory on page 50. Contact your Unilock representative for additional information.

Internal Use Only. UMB NY/ON


UNI ECO-STONE®



STANDARD FINISH
SPECIAL ORDER



WASHED FINISH
SPECIAL ORDER



BRUSHED FINISH
SPECIAL ORDER



UNI ECO-STONE
4 1/2" x 9" x 3 1/8"
11.5cm x 23cm x 8cm
SPECIAL ORDER



	Unit	SqFt Per				Per Bundle		Soldier LnFt Per			Sailor LnFt per			Units Per			Lbs Per		
Stones & Bundling	Thickness	Bundle	Layer	Section	Stone	Layers	Sections	SqFt	Section	Bundle	SqFt	Section	Bundle	SqFt	Section	Bundle	Layer	Section	Bundle
Uxbridge Manufacturing																			
Standard	3 3/8" (8cm)	67.00	-	-	0.273	-	-	-	-		-	-	-	3.66	-	245	-	-	2,445

Notes: **Special Order from standard colors. Lead Time Required. Minimum quantities apply. Sold in full bundles only.** 40-50 bundle minimum order required. This product is optimized for mechanical installation. All measurements are nominal.

Internal Use Only. UES BO


WESTPORT™ CLASSIC & ENDURACOLOR™

ENDURACOLOR

CLASSIC



ALMOND GROVE



GRANITE



SIERRA

ENDURACOLOR



ALMOND GROVE



NEW YORK BLEND



SIERRA



STEEL MOUNTAIN
NEW FOR 2018



			Individual units cannot be sold separately	Random Bundle
RECTANGLE 5" x 10" x 2 3/4" 12.7cm x 25.4cm x 7cm	SQUARE 10" x 10" x 2 3/4" 25.4cm x 25.4cm x 7cm	LARGE RECTANGLE 10" x 15" x 2 3/4" 25.4cm x 38cm x 7cm		



RECTANGLE
5" x 10" x 2 3/4"
12.7cm x 25.4cm x 7cm

CLASSIC & ENDURACOLOR

	Unit	SqFt Per				Per Bundle		Soldier LnFt Per			Sailor LnFt per			Units Per			Lbs Per		
Stones & Bundling	Thickness	Bundle	Layer	Section	Stone	Layers	Sections	SqFt	Section	Bundle	SqFt	Section	Bundle	SqFt	Section	Bundle	Layer	Section	Bundle
Classic - Uxbridge Manufacturing / EnduraColor - Brewster Manufacturing																			
5"x10" Rectangle	2¾" (7cm)	94.19	11.77	-	0.336	8	-	-	-	-	-	-	-	2.97	-	280	357	-	2,857
Random Bundle		94.19	-	-		8	-	-	-	-	-	-	-	-	-	160	-	-	2,857
Large Rectangle	2¾" (7cm)				1.039									0.96		32			
Rectangle	2¾" (7cm)				0.347									2.88		72			
Square	2¾" (7cm)				0.694									1.44		56			

Notes: All measurements are nominal. Random Bundle is sold in full bundles only. Contact Unilock for information. **Important:** Textured surfaces require a buffer between the plate compactor and the paver surface to prevent scuffing.

Internal Use Only. WPT UX

BRUSSELS DIMENSIONAL SYSTEM™



ALMOND GROVE



COFFEE CREEK



LIMESTONE



SANDSTONE



SIERRA



NEW YORK BLEND



STANDARD/CORNER
4" x 8" x 12"
10cm x 20cm x 30.5cm



TAPERED COPING
12" (9") x 3" x 12"
30.5cm (22.9cm) x 7.6cm
x 30.5cm



9" UNIT
9" (6") x 4" x 8"
22.9cm (15.2cm) x 10cm
x 20cm



12" UNIT
12" (9") x 4" x 8"
30.5cm (22.9cm) x 10cm
x 20cm



15" UNIT
15" (12") x 4" x 8"
38.1cm (30.5cm) x 10cm
x 20cm

Wall Bundle
Individual units cannot be
sold separately



UNIVERSAL BASE UNIT
19" x 14" x 2"
48.2cm x 35.5cm x 5.5cm

Stones & Bundling	Face Feet Per		Linear Feet Per		Units Per		Per Bundle		Lbs Per	
	Bundle	Unit	Bundle	Unit	Bundle	Face Feet	Layers	Sections	Unit	Bundle
Uxbridge Manufacturing										
Coping Rammed	24.00	0.250	81.00	0.844	96	4.00	8		30	2,902
Standard/Corner	36.00	0.333	108.00	1.000	108	3.00	-	6	30	3,274
Wall Tapered	30.00	-	-	-	90	-	-	5	-	2,320
Universal Base Unit	99.46				54	9			46.295	2,500

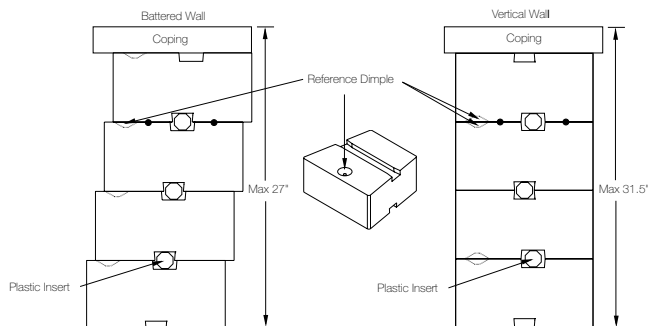
Notes: Maximum height 27"-31.5" depending on site conditions. Maximum height for planter wall is 16" (under optimal conditions). To construct higher walls, contact a Unilock representative. Product is installed using Unilock Adhesive to secure corners and top row units. Weathered finish.

*20.9 sq. ft. face per bundle based on random pattern creating 12" solid wall. 32 sq. ft. face per bundle based on running bond creating 8" deep wall.

Tapered Bundle: Connector units provided with every bundle of product. Double-sided wall is 26.25 face feet per bundle.

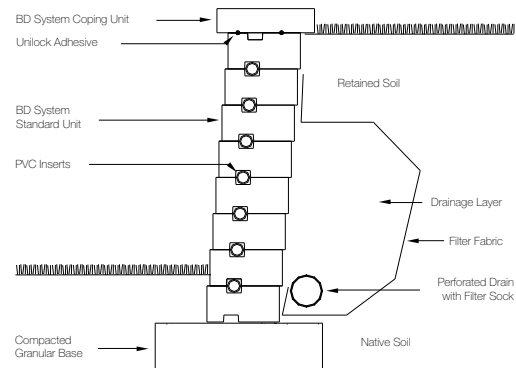
Internal Use Only. BDS NE

SET BACK &
VERTICAL WALL




All cross sections are examples, and must not be used for construction.

GRAVITY WALL



All cross sections are examples, and must not be used for construction.

CONCORD WALL™



ALMOND GROVE



GRANITE



SIERRA



TAPERED
8" x 6" x 12"
20cm x 15cm x 30cm



1 1/2 UNIT
12" x 6" x 10"
30cm x 15cm x 25cm



1/2 UNIT
4" x 6" x 12"
10cm x 15cm x 30cm



CORNER
12" x 6" x 8"
30cm x 15cm x 20cm




COPING / STEP TREAD
24" x 3" x 12"
60cm x 7.5cm x 30cm



WEDGE CAP UNIT
3 1/3" x 9 3/4" (8 5/8") x 13"
8.6cm x 24.8cm x 33cm



XL UNIT
16" x 6" x 12"
40cm x 15cm x 30cm



Stones & Bundling	Face Feet Per		Linear Feet Per		Units Per		Per Bundle		Lbs Per	
	Bundle	Unit	Bundle	Unit	Bundle	Face Feet	Layers	Sections	Unit	Bundle
Uxbridge Manufacturing										
Corner Unit	15.00	0.833	-	-	18	1.20	3	-	43	820
Wall 1/2 Unit	20.00	0.167	-	-	120	6.00	6	-	24	2,880
Wall 1 1/2 Unit	20.00	0.556	-	-	36	1.80	3	-	65	2,340
Wall Tapered Unit	20.00	0.333	-	-	60	3.00	3	-	43	2,580
XL Tapered Unit	21.33	0.667	-	-	32	1.50	4	-	77	2,419
Coping/Step Tread - 24"	-	-	64.00	4.000	16	-	-	2	145	2,320
Wedge Cap (64 face feet)	64	-	60.00	0.625	96	1.50	8	-	27.6	2,544

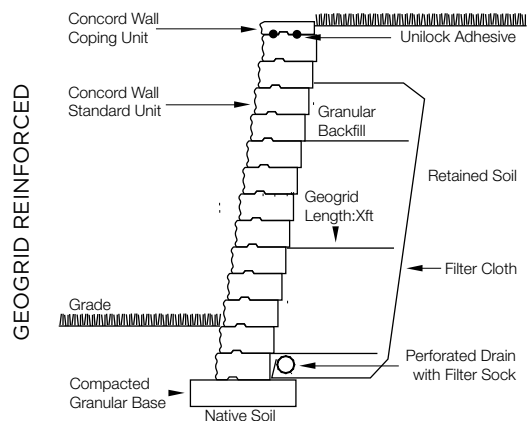
Notes: Maximum height without setback 36" (under optimum conditions). Maximum height with setback is 42" (under optimum conditions). Higher walls can be achieved using geogrid reinforcement.

Tapered units will allow for a minimum 7ft. outside radius. Wedge cap radius = 7', contains 8 Closed-end units per bundle. Closed-end not sold separately. All Concord Wall™ is layered and shipped on refundable skid. Step Tread is sectioned. Closed-end step tread is available.

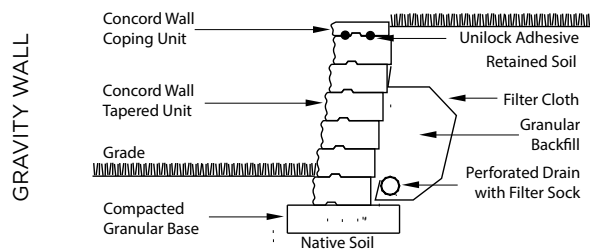
Unilock, through Risi Stone® Systems International, can provide preliminary site engineering for most commercial projects.

Soils information, site drawings, and loading requirements are some of the information details required in order to provide this preliminary site engineering. Contact your local Unilock Representative for details. Retaining wall engineering software is also available free of charge at www.unilock.com.


Internal Use Only. CWL NE



Cross sections are examples, and must not be used for construction.



All cross sections are examples, and must not be used for construction.



NATURAL



STANDARD
72" x 12" x 24"
183cm x 30cm x 60cm
SPECIAL ORDER



CORNER 90°
60" x 12" x 24"
152cm x 30cm x 60cm
SPECIAL ORDER



COPING
72" x 12" x 24"
183cm x 30cm x 60cm
SPECIAL ORDER



CLOSED-END COPING
72" x 12" x 24"
183cm x 30cm x 60cm
SPECIAL ORDER



TIE-BACK
72" x 12" x 24"
183cm x 30cm x 60cm
SPECIAL ORDER



1/2 COPING
36" x 12" x 24"
91.5cm x 30cm x 60cm
SPECIAL ORDER



CORNER 45°
60" x 12" x 24"
152cm x 30cm x 60cm
SPECIAL ORDER
(Right Corner Shown)



1/2 STANDARD
36" x 12" x 24"
91.5cm x 30cm x 60cm
SPECIAL ORDER



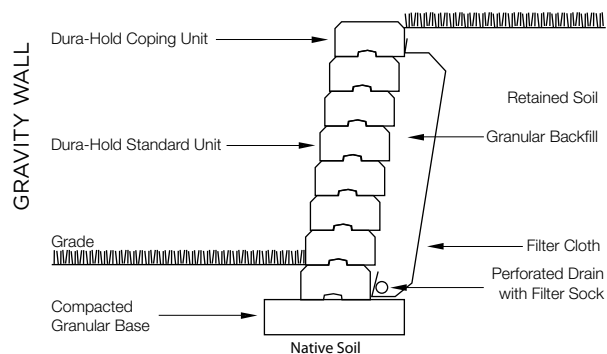
Stones & Bundling	Face Feet Per		Linear Feet Per		Units Per		Per Bundle		Lbs Per	
	Bundle	Unit	Bundle	Unit	Bundle	Face Feet	Layers	Sections	Unit	Bundle
Coping Closed End 72"	6.02	6.02	6.02	6.02	1	0.17	1		1,560	1,560
½ Coping	3	3	3	3	1	0.33	1		780	780
Corner 45° Right		7.042	-	-	1	0.14			1,480	1,480
Corner 90° Right		7.042	-	-		0.14			1,320	
Coping		6.024	6.02	6.024	1	0.17			1,560	1,560
½ Standard		3.003	-	-	1	0.33			800	800
Wall Standard		6.024	-	6.000		0.17			1,680	
Wall Tieback		1.170	-	-	1	0.86			1,660	1,660

Notes: **ALL DURAHOLD® IS SPECIAL ORDER ONLY. Lead Time Required. Minimum quantities apply.**

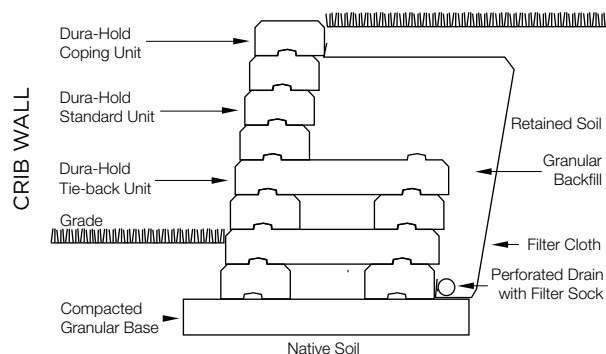
*Closed-end coping units are available and are closed on both ends so that they may be used as left or right. Tie-back units are reinforced with steel. 1/2 Standard Units are slightly tapered and can be used to create a 45 foot radius. Refer to terms and conditions for placement rates.

Unilock, through Risi Stone® Systems International, can provide you with preliminary site engineering for most commercial projects. Soils information, site drawings, and loading requirements are some of the information details required in order to provide you with this engineering. Contact your local representative for details. Retaining wall engineering software is also available free of charge at www.unilock.com. All measurements are nominal.

Internal Use Only. DH1 ON



Cross sections are examples, and must not be used for construction.



Cross sections are examples, and must not be used for construction.

DURAHOLD2®



NATURAL



STANDARD
72" x 12" x 14"
183cm x 30cm x 36m
SPECIAL ORDER



COPING
72" x 12" x 14"
183cm x 30cm x 36m
SPECIAL ORDER




CLOSED-END COPING
72" x 12" x 14"
183cm x 30cm x 36m
SPECIAL ORDER



TIE-BACK
72" x 12" x 14"
183cm x 30cm x 36m
SPECIAL ORDER



CORNER 90°
36" x 12" x 14"
90cm x 30cm x 36m
SPECIAL ORDER
(Right Corner Shown)



Stones & Bundling	Face Feet Per		Linear Feet Per		Units Per		Per Bundle		Lbs Per	
	Bundle	Unit	Bundle	Unit	Bundle	Face Feet	Layers	Sections	Unit	Bundle
Coping Closed End 72"		5.988	-	6.000		0.17			820	
Coping 72"		5.988	-	6.000		0.17			884	
Corner 90° right)		4.167	-	-		0.24			460	
Wall Standard		5.988	-	6.000		0.17			940	
Wall Tieback		1.170	-	1.170		0.86			940	

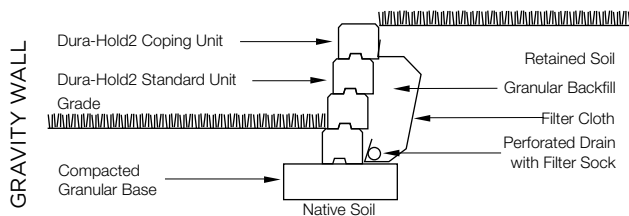
Notes: **ALL DURAHOLD2® IS SPECIAL ORDER ONLY. Lead Time Required. Minimum quantities apply.**

*Closed-end coping units are available and are closed on both ends so that they may be used as lefts or rights. Tie-back units are reinforced with steel. Refer to terms and conditions for placement rates.

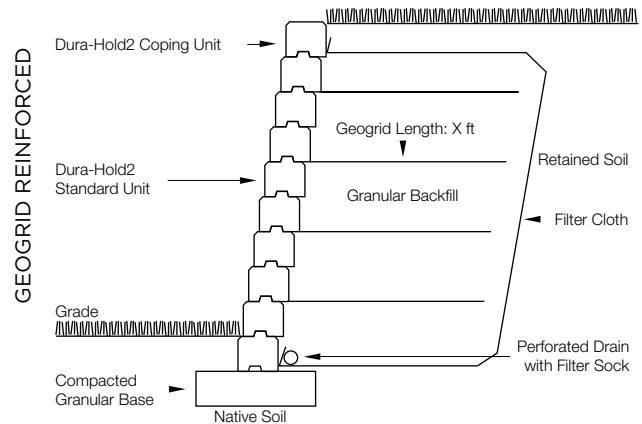
For DuraHold and DuraHold2, Unilock, through Risi Stone® Systems International, can provide preliminary site engineering for most commercial projects. Soils information, site drawings, and loading requirements are some of the information details required in order to provide this preliminary site engineering. Contact your local Unilock representative for details. Retaining wall engineering software is also available free of charge at www.unilock.com.

All measurements are nominal.

Internal Use Only. DH2 ON



Cross sections are examples, and must not be used for construction.



Cross sections are examples, and must not be used for construction.



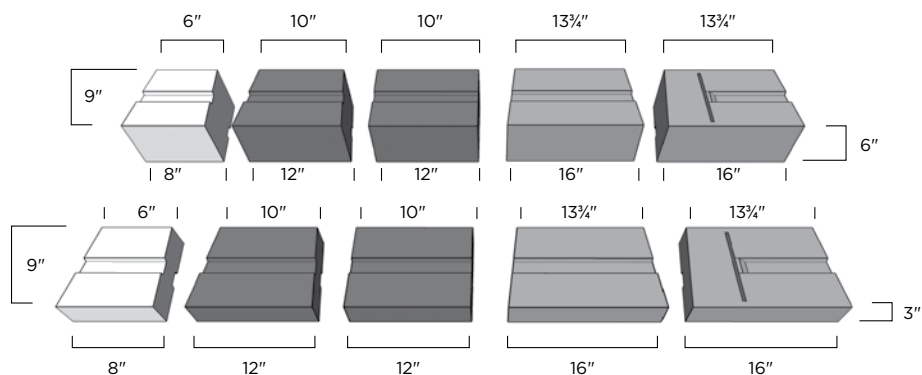
ESTATE WALL[®] SYSTEM



UNILOCK[®]
DESIGNED TO CONNECT.




ESTATE WALL® SYSTEM



COPING

LEDGESTONE™

BRUSSELS
FULLNOSE™

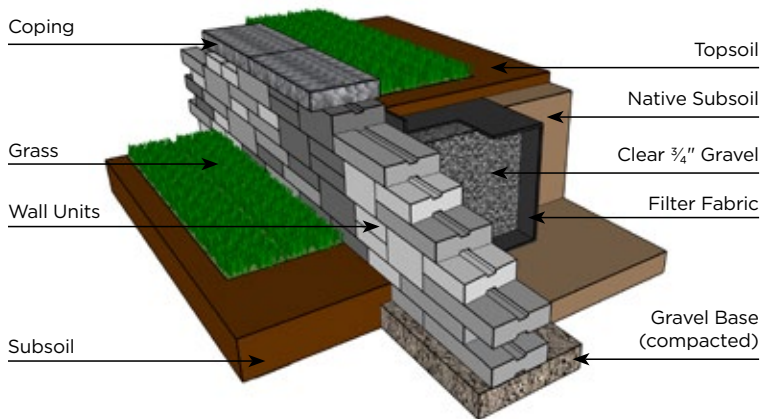


NOTE: Coping sold separately. Several different products can be used for Estate Wall® coping. Ledgestone™ and Brussels Fullnose™ are two of the most popular.

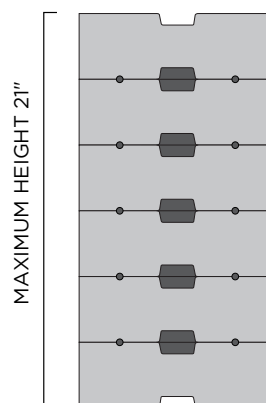
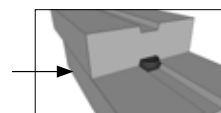
The new enhanced Estate Wall® System with 3" high and 6" high units, is ideal for all residential landscape walls and vertical element construction. The front and back of each unit is rock-faced making it perfect for seat walls and the unique tapered units can be used for both straight or curved applications.

MAXIMUM HEIGHT FOR VERTICAL APPLICATION - 21"
MAXIMUM HEIGHT FOR SETBACK APPLICATION - 30"
MINIMUM RADIUS - 3' 9" INSIDE RADIUS 4'6" OUTSIDE RADIUS
**Adding geogrid may increase installation heights.
Contact your Unilock® Territory Manager.*

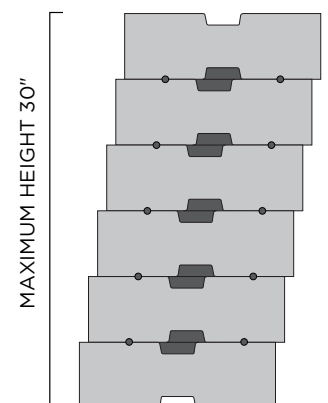
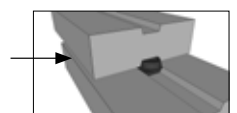
CROSS SECTIONS



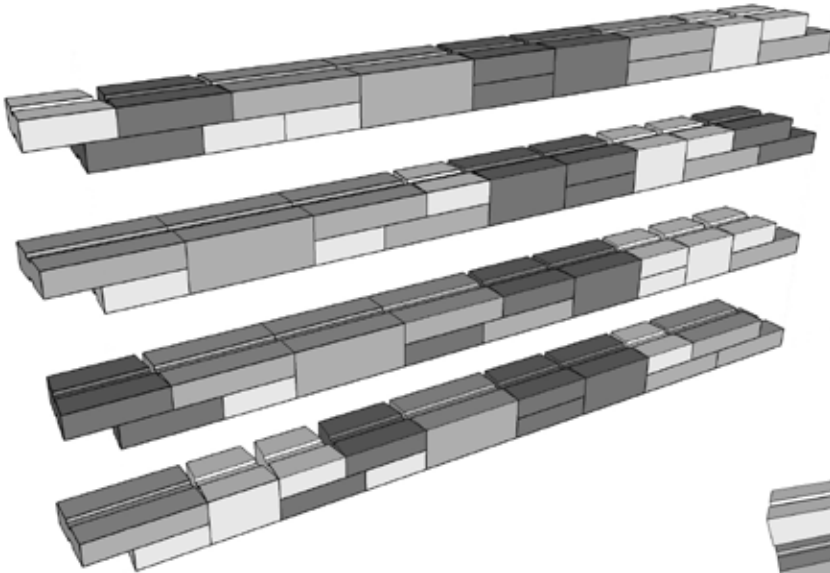
VERTICAL



SETBACK

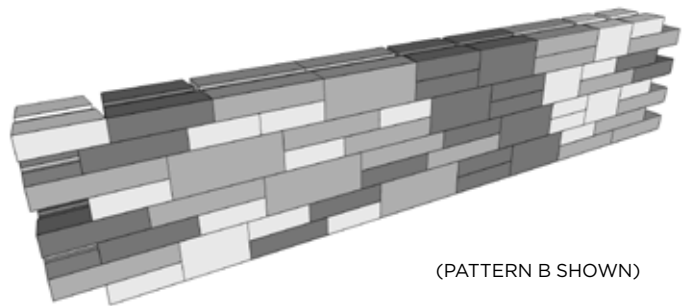


CONSTRUCTING A RANDOM WALL



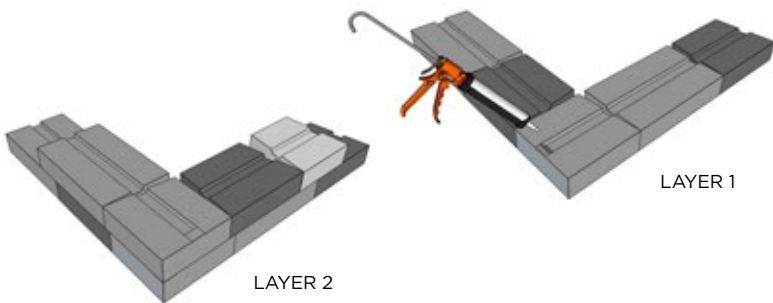
There is really no wrong or right when it comes to the pattern. Most important thing is to try to have consistent random look which is repeatable.

The easiest way to construct a random faced wall is to build them in linear clusters as shown here to the left. This is the simplest way to keep track of the pattern. Remember, the units are totally reversible to alternate between straight and curved sections in the wall.

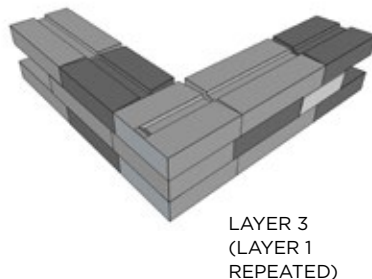


(PATTERN B SHOWN)

CORNERS



Corners are constructed in layers as shown. Use Unilock Concrete Adhesive to adhere all units. The main corner of your installation should be always constructed first and then the wall.

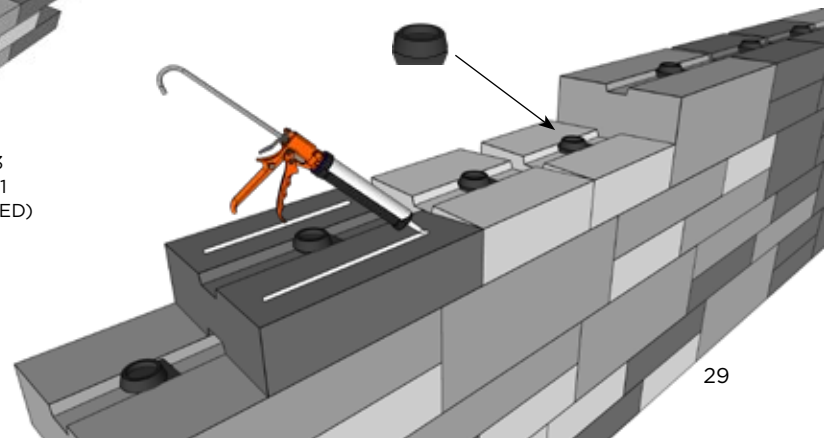


LAYER 3
(LAYER 1
REPEATED)

LOCKING INSERTS

Depending on the application or the wall strength required, you can construct the Estate Wall™ System vertically or with a setback. To assist in alignment and locking, proprietary plastic inserts are provided with each bundle. Depending on the orientation of the insert will dictate whether it goes up vertical or with a setback.


Note: It is strongly recommended that you use adhesive on all rows and for all applications to achieve maximum stability and strength.





ESTATE WALL[®]

SYSTEM PATTERNS


RANDOM PATTERN A = 73% - 3" UNITS - 27% - 6" UNITS



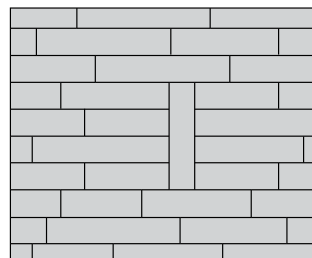
RANDOM PATTERN B = 67% - 3" UNITS - 33% - 6" UNITS



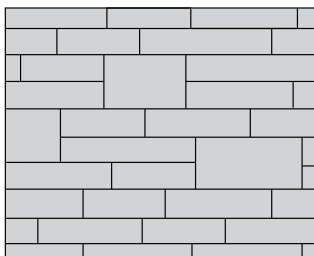
3" Linear Pattern



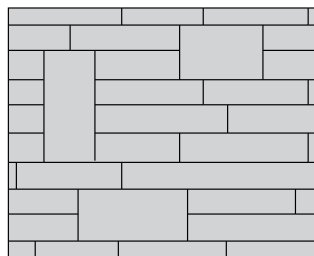
6" Linear Pattern



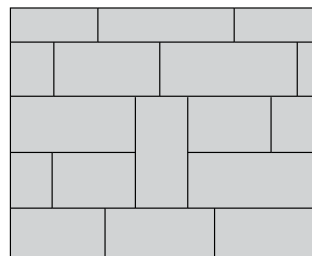
3" with Vertical Units



3" & 6"



3" & 6" with Vertical Units



6" with Vertical Units

There are two random wall designs shown here that can be replicated out in the field. Once you become familiar with the system, the selection and placement of the units will almost become second nature and you can establish your own design.

Installing a random pattern in linear rows such as Pattern B is easier to construct, however, the 6" jumper units in Pattern A gives you the look and feel of an elaborate ashlar pattern.

ESTATE WALL®



ALMOND GROVE



GRANITE



SIERRA



WALNUT



4" CORNER
4" x 12" x 9"
10cm x 30cm x 22.8cm



3" CORNER
3" x 12½" x 9"
7.5cm x 31.7cm x 22.8cm



6" CORNER
6" x 12½" x 9"
15cm x 31.7cm x 22.8cm



COPING
3" x 12" (9") x 12"
7.5cm x 30cm (22.8cm) x 30cm



COPING
3" x 12" (11") x 12"
7.5cm x 30cm (28cm) x 30cm

Coping Bundle
Individual units cannot
be sold separately



LARGE WEDGE
4" x 16" (13¾") x 9"
10cm x 40cm (35cm) x 22.8cm



MEDIUM WEDGE
4" x 12" (10") x 9"
10cm x 30cm (25cm) x 22.8cm



SMALL WEDGE
4" x 8" (6") x 9"
10cm x 20cm (15cm) x 22.8cm

4" Wall Bundle
Individual units cannot
be sold separately



LARGE WEDGE
3" x 16" (13¾") x 9"
7.5cm x 37.5cm (35cm) x 22.8cm



MEDIUM WEDGE
3" x 12" (10") x 9"
7.5cm x 30cm (25cm) x 22.8cm



SMALL WEDGE
3" x 8" (6") x 9"
7.5cm x 20cm (15cm) x 22.8cm

3" Wall Bundle
Individual units cannot
be sold separately



LARGE WEDGE
6" x 16" (13¾") x 9"
15cm x 40cm (35cm) x 22.8cm



MEDIUM WEDGE
6" x 12" (10") x 9"
15cm x 30cm (25cm) x 22.8cm



SMALL WEDGE
6" x 8" x 9"
15cm x 20cm (15cm) x 22.8cm

6" Wall Bundle
Individual units cannot
be sold separately

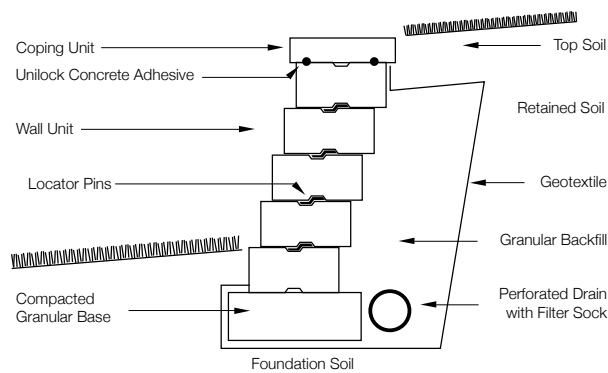
ESTATE WALL® cont'd

Stones & Bundling	Face Feet Per		Linear Feet Per		Units Per		Per Bundle		Lbs Per	
	Bundle	Unit	Bundle	Unit	Bundle	Face Feet	Layers	Sections	Unit	Bundle
Uxbridge Manufacturing										
Coping	14.70	0.233	56.87	0.903	63	4.29	7		-	2,060
Corner Unit 4"	16.00	0.333	14.70	0.306	48	3.00	6		33	1,595
Corner Unit 3"	16.38	0.256	-	-	64	3.91	8		29	1,828
Corner Unit 6"	16.39	0.512	-	-	32	1.95	4		54	1,743
Std 6"	24.00	0.500	-	-	48	2.00	4		49	2,341
Std 3"	24.00	0.250	-	-	96	4.00	8		23	2,209
Std 4"	24.00	0.333	-	-	72	3.00	6		30	2,177

Notes: Product is layered and shipped on refundable skids. *24 sq.ft face per bundle based on single-sided layout. 18 sq. ft. face per bundle based on double-sided layout. Maximum height for vertical installation - 21" (under optimum conditions). Maximum height for setback installation - 31.5" including the stone in the ground (under optimum conditions). All measurements are nominal.

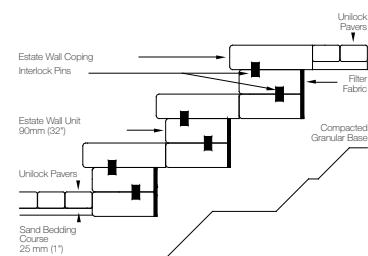
Internal Use Only. EWL NE

TYPICAL RETAINING WALL CROSS SECTION



TYPICAL SEAT WALL CROSS SECTION

For vertical application - Place device parallel to channel



For setback application - Place device perpendicular to channel with round section facing the back of the unit



Maximum Height (setback installed) = 31.5"
Maximum Height (vertical installed) = 21"

LINEO™ DIMENSIONAL STONE



ALMOND GROVE



LIMESTONE



SIERRA



MIDNIGHT CHARCOAL
Pillar/Corner unit only



PILLAR UNIT
16" X 8" X 4"
40CM X 20CM X 10CM



PILLAR CAP
29" X 29" X 4"
74CM X 74CM X 10CM

* Pillar Cap is
available in
Buff & Grey
only



UNIVERSAL BASE UNIT
19" x 14" x 2"
48.2cm x 35.5cm x 5.5cm



XL RECTANGLE
24" x 8" x 4"
60cm x 20cm x 10cm



LARGE RECTANGLE
20" x 8" x 4"
50cm x 20cm x 10cm



RECTANGLE
16" x 8" x 4"
40cm x 20cm x 10cm



SMALL RECTANGLE
12" x 8" x 4"
30cm x 20cm x 10cm

Random Bundle
Individual units cannot
be sold separately

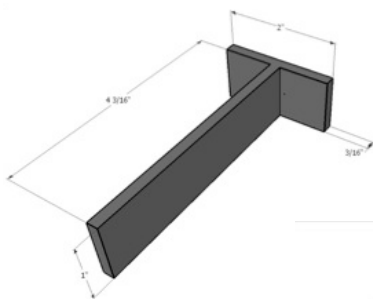


Stones & Bundling	Face Feet Per		Linear Feet Per		Units Per		Per Bundle		Lbs Per	
	Bundle	Unit	Bundle	Unit	Bundle	Face Feet	Layers	Sections	Unit	Bundle
Uxbridge Manufacturing / Universal Base Unit - Chicago Manufacturing										
Pillar Unit	47.68	0.662	54.00	0.750	72	1.51			39	2,821
Wall Random	29.92		89.06		60		3		44	2,643
Large Rectangle	8.23	0.549	25.10	1.673	15	1.82				
Rectangle	6.46	0.431	19.68	1.312	15	2.32				
Small Rectangle	4.84	0.323	14.76	0.984	15	3.10				
XL Rectangle	9.69	0.646	29.52	1.968	15	1.55				
Pillar Cap 28.5"x28.5"			-	-	5			5	302	1,510
Universal Base Unit	99.46				54	9			46.295	2,500

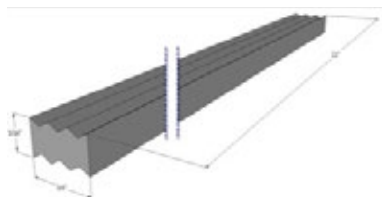
Notes: **Sold in full bundle only.** For coping options, we recommend using Natural Stone or LedgeStone. All measurements are nominal.

Internal Use Only. LDS BO

Shadow Box - Spacers (supplied with bundle of product)



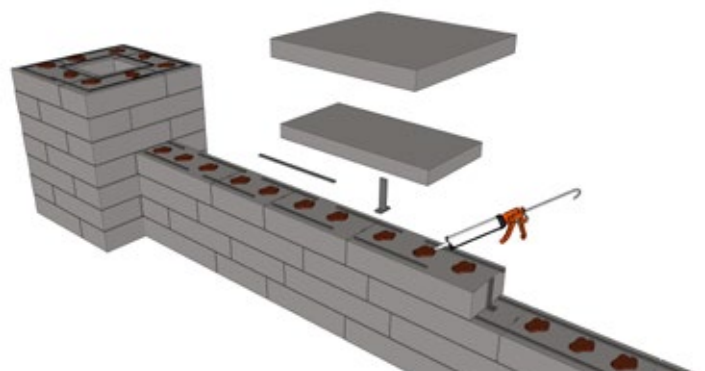
"T" Spacers
1" x 4 3/16" x 2"



"Strip" Spacers
3/16" x 3/8" x 22"

Adhesive "mound" is placed every 4 inches apart.

Mound must be minimum 3/8" high so that the top and bottom are securely adhered.



RIVERCREST® WALL



COASTAL SLATE







BUFF





TECHNICAL ADVANTAGES

Reala™ Surface Technology

Ultra-realistic textures cast from natural stone, brick and historic cobblestones.



				Random Bundle Individual units cannot be sold separately
STANDARD UNIT 1 8" x 9-10" x 2¼" 20cm x 23-25cm x 5.7cm	STANDARD UNIT 2 12" x 9-10" x 2¼" 31cm x 23-25cm x 5.7cm	STANDARD UNIT 3 12" x 9-10" x 2¼" 31cm x 23-25cm x 5.7cm	STANDARD UNIT 4 17" x 9-10" x 2¼" 42.5cm x 23-25cm x 5.7cm	



				Jumper Bundle Individual units cannot be sold separately
JUMPER UNIT 1 8" x 9-10" x 4½" 20cm x 23-25cm x 11.4cm	JUMPER UNIT 2 12" x 9-10" x 4½" 31cm x 23-25cm x 11.4cm	JUMPER UNIT 3 12" x 9-10" x 4½" 31cm x 23-25cm x 11.4cm	JUMPER UNIT 4 17" x 9-10" x 4½" 42.5cm x 23-25cm x 11.4cm	



PILLAR UNIT
20" x 20" x 4½"
50cm x 50cm x 11.4cm



PILLAR UNIT

		Corner Bundle Individual units cannot be sold separately
LONG CORNER UNIT 17" x 9-10" x 2¼" 45cm x 23-25cm x 5.7cm	SHORT CORNER UNIT 14½" x 9-10" x 2¼" 37.5cm x 23-25cm x 5.7cm	



JUMPER CORNER UNIT
12" x 9-10" x 4½"
31cm x 23-25cm x 11.4cm



UNIVERSAL BASE UNIT
19" x 14" x 2"
48.2cm x 35.5cm x 5.5cm

Stones & Bundling	Face Feet Per		Linear Feet Per		Units Per		Per Bundle		Lbs Per	
	Bundle	Unit	Bundle	Unit	Bundle	Face Feet	Layers	Sections	Unit	Bundle
Standard Units - Ayr Manufacturing - Jumpers, Pillar units Manufactured in Georgetown										
Wall Standard Bundle:	24.30		130.69		128		8		15	1,902
Standard Unit 1	3.93	0.123	20.99	0.656	32	8.15				
Standard Unit 2	6.09	0.190	32.54	1.017	32	5.26				
Standard Unit 3	6.09	0.190	32.54	1.017	32	5.26				
Standard Unit 4	8.20	0.256	44.61	1.394	32	3.90				
Wall Jumper Unit Bundle:	24.30		65.34		64		4		39	2,495
Jumper Unit 1	3.93	0.245	10.50	0.656	16	4.07				
Jumper Unit 2	6.09	0.380	16.27	1.017	16	2.63				
Jumper Unit 3	6.09	0.380	16.27	1.017	16	2.63				
Jumper Unit 4	8.20	0.513	22.30	1.394	16	1.95			29	1,173
Corner Unit Bundle:	16.21				40					
Long Corner Unit	8.52	0.426			20	2.35				
Short Corner Unit	7.69	0.385			20	2.60				
Corner Jumper Unit	12.20	0.381	32.54	1.017	32	2.62			37	1,172
Pillar 20" x 20"			-	-	8				117	934
Universal Base Unit	99.46		85.39	1.58	54	9			46.295	2,500.0

Notes: Sold on refundable skid - full bundles only. Rivercrest® is recommended for walls under 2ft. Ideal for straight or curved walls, seat walls, pillars, tree rings, planters, firepits and grill islands. Integrated connectors require no pins or clips. Minimum radius using equal amounts of each unit is 1.25m / 4.1ft. Using only unit 1 & 3 a 1.055m / 3.5ft radius can be achieved. Engineering services are available; please contact your Unilock Territory Manager for further information .

Internal Use Only. RVC ON, Jumpers CH

ROMAN WALL®



ALMOND GROVE



GRANITE



SIERRA



TAPERED
8" x 6" x 12"
20cm x 15cm x 30cm



1 1/2 UNIT
12" x 6" x 10"
30cm x 15cm x 25cm



1/2 UNIT
4" x 6" x 12"
10cm x 15cm x 30cm



CORNER
12" x 6" x 8"
30cm x 15cm x 20cm



ROMAN CAP
9 3/4" x 3 1/3" x 13"
25cm x 8.5cm x 33cm




Stones & Bundling	Face Feet Per		Linear Feet Per		Units Per		Per Bundle		Lbs Per	
	Bundle	Unit	Bundle	Unit	Bundle	Face Feet	Layers	Sections	Unit	Bundle
Uxbridge Manufacturing										
Corner Unit	20.00	0.833	-	-	24	1.20		3	48	1,152
1/2 Unit	20.00	0.167	-	-	120	6.00		4	24	2,880
1 1/2 Unit	20.00	0.556	-	-	36	1.80		4	65	2,340
Tapered	20.00	0.333	-	-	60	3.00		4	48	2,880
Cap Rammed	64.00	0.667	60.00	0.625	96	1.50	8		27	2,210

Notes: Maximum height: 36" (under optimum conditions). Higher walls can be achieved using geogrid reinforcement. Tapered units allow for a minimum 5' radius.

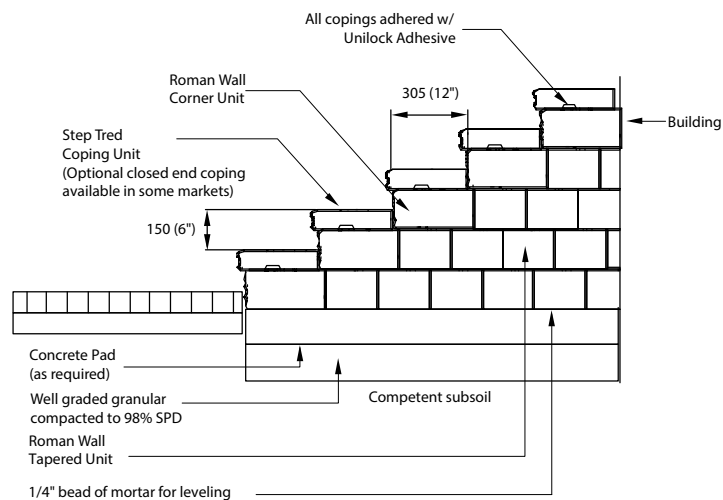
Unilock, through Risi Stone® Systems International, can provide preliminary site engineering for most commercial projects. Soils information, site drawings, and loading requirements are some of the information details required in order to provide this preliminary site engineering. Contact your local Unilock representative for details. Retaining wall engineering software is also available free of charge at www.unilock.com.

Internal Use Only. RWL NE



ROMAN WALL® 3 SIZE LAYING PATTERN

Tapered units - 41% of the face area OR 43% of the number of units
1 1/2 units - 47% of the face area OR 32% of the number of units
Half units - 12% of the face area OR 25% of the number of units



Note: Poor site conditions can affect the stability of the structure. Consult a qualified professional engineer to determine site specific construction details.



SIERRA




NATURAL
SPECIAL ORDER




GRANITE


48" CLOSED-
END COPING
AVAILABLE IN
NATURAL AND
GRANITE ONLY




STANDARD 925
39" x 7 1/4" x 36 1/2"
100cm x 18.5cm
x 92.5cm
SPECIAL ORDER



STANDARD 500
39" x 7 1/4" x 20"
100cm x 18.5cm
x 50cm



STANDARD 333
39" x 7 1/4" x 13 1/2"
100cm x 18.5cm
x 33cm



CORNER 90° (left & right)
36 1/2" x 7 1/4" x 20"
92.5cm x 18.5cm
x 50cm



CORNER 45° (left & right)
43 1/3" x 7 1/4" x 20"
110cm x 18.5cm x 50cm
SPECIAL ORDER



COPING
39" x 7 1/4" x 20"
100cm x 18.5cm
x 50cm



CLOSED-END COPING **
48" x 7 1/4" x 20"
120cm x 18.5cm
x 50cm

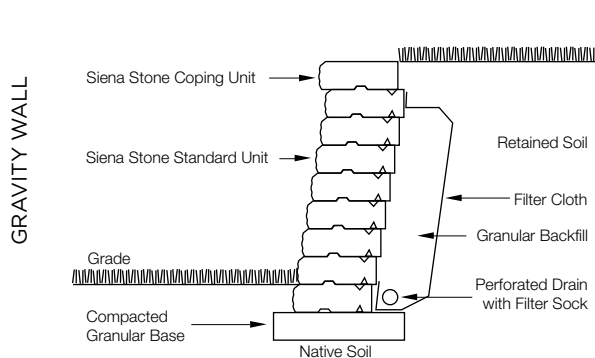


Stones & Bundling	Face Feet Per		Linear Feet Per		Units Per		Per Bundle		Lbs Per	
	Bundle	Unit	Bundle	Unit	Bundle	Face Feet	Layers	Sections	Unit	Bundle
Uxbridge Manufacturing										
Coping Closed End 48"	14.49	2,415	24.00	4,000	6	0.41		3	570	3,420
Coping 39" (single unit)	12.00	2,000	19.50	3,250	6	0.50		3	463	2,780
Corner 90° (single unit)	17.19	2,865	-	-	6	0.35		3	477	2,862
Wall 333 (single unit)	18.00	2,000	-	-	9	0.50		3	318	2,862
Wall 500 - 39" (single unit)	12.00	2,000	-	-	6	0.50		3	477	2,862
Wall 925 - 39" (single unit)	6.00	2,000	-	-	3	0.50		3	954	2,862

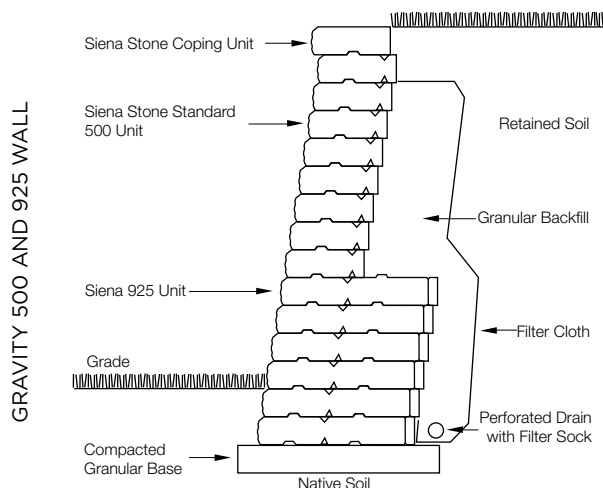
Notes: **Closed-end 48" coping available in Natural and Granite only. *Special Order for Standard 925, and Corner units (45°). Lead Time Required. Minimum quantities apply. Closed-end coping units can be used to construct steps. Custom colors available (minimums apply). All measurements are nominal.

Unilock, through Risi Stone® Systems International, can provide preliminary site engineering for most commercial projects. Soils information, site drawings, and loading requirements are some of the information details required in order to provide you preliminary site engineering. Contact your local Unilock Representative for details. Retaining wall engineering software is also available free of charge from www.unilock.com.

Internal Use Only. SST_NE, SST_CECOP_ON



Cross sections are examples, and must not be used for construction.



Cross sections are examples, and must not be used for construction.


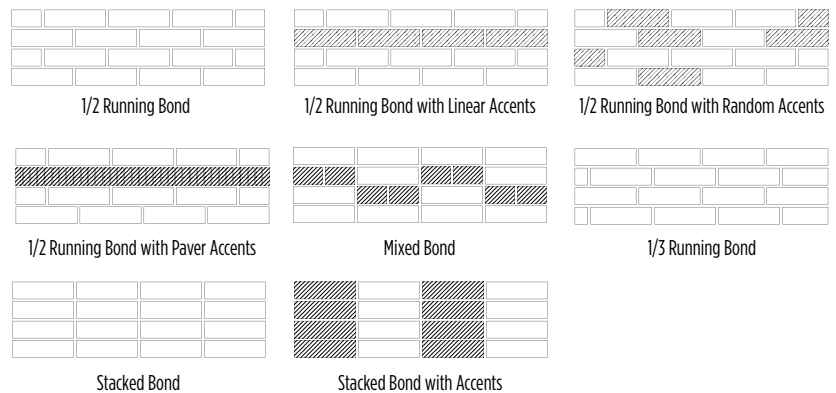


LOOK INSIDE!

U-Cara fascia panels hang easily on the patented Sure Track™ backer block.



U-Cara™ Fascia panels can be placed anywhere along the Sure Track Backer Block, allowing for a variety of patterns, color and texture combinations not possible with other systems.



The U-Cara Multi-Face Wall System represents a revolution in wall design.

This patented system, exclusive to Unilock®, is comprised of two basic components:


- | Sure Track™ backer blocks provide dimensionally accurate structure
- | U-Cara fascia panels provide unlimited design options




FRENCH GREY
UMBRIANO® FINISH



WINTER MARVEL
UMBRIANO FINISH




SUMMER WHEAT
UMBRIANO FINISH



BLACK GRANITE
SERIES™ FINISH




PEPPERED GRANITE
SERIES FINISH




BAVARIAN
PITCHED FACE



STEEL MOUNTAIN
PITCHED FACE



SIERRA
SMOOTH FACE



TUSCANY
SMOOTH FACE



OPAL
SMOOTH FACE



SURE TRACK
STANDARD BACKER
6" x 8" x 6"
15cm x 20cm x 15cm



SURE TRACK
LARGE BACKER
6" x 7" x 12"
15cm x 17.5cm x 30cm



UNIVERSAL
BASE UNIT
19" x 14" x 2"
48.2cm x 35.5cm x 5.5cm



SURE TRACK
CORNER INSERT
L = 2" / 5cm



STANDARD FASCIA
HALF PANEL
6" x 9½" x 2¾"
15cm x 23.3cm x 6cm
UMBRIANO, SERIES, PITCHED
& SMOOTH



CLOSED-END FASCIA
PANEL
6" x 21" x 2¾"
15cm x 53cm x 6cm
UMBRIANO, SERIES, PITCHED
& SMOOTH



STANDARD FASCIA
PANEL
6" x 18½" x 2¾"
15cm x 46.6cm x 6cm
UMBRIANO, SERIES, PITCHED
& SMOOTH



UNIVERSAL
COPING
19" x 14" x 2¾"
48.2cm x 35.5cm x 7cm
See details on page 40

CORNER BUNDLE

Stones & Bundling	Face Feet Per		Linear Feet Per		Units Per		Per Bundle		Lbs Per	
	Bundle	Unit	Bundle	Unit	Bundle	Face Feet	Layers	Sections	Unit	Bundle
Sure Track Standard Backer	33.91	0.323			105	3.096	3		23.208	2,436.8
Sure Track Large Backer	15.82	0.283			56	3.53	4		35.924	2,011.7
Standard Fascia Panel (Smooth)	61.52	0.732			84	1.365	6		18.015	1,513.3
Standard Fascia Panel (Pitched)	61.52	0.732			84	1.365	6		20.779	1,745.4
Corner Bundle (Smooth)	41.86						5		29.527	1,033.4
Closed-End Fascia Panel	29.15	0.833			35	1.201			20.595	
Half Fascia Panel	12.71	0.363			35	2.754			8.932	
Corner Bundle (Pitched)	41.86						5		33.693	1,179.0
Closed-End Fascia Panel	29.15	0.833			35	1.261			23.621	
Half Fascia Panel	12.71	0.363			35	2.754			10.073	
Universal Coping Bundle			75.91	1.58	48		8		57.308	2,747.2
Universal Base Unit			85.39	1.58	54		9		46.295	2,499.9


Notes: *Sold in full bundles only. Backer blocks and Universal Base units sold in natural color only. Product is shipped on skids. All measurements are nominal.

Internal Use Only. UCA/NY

LEDGESTONE™ STEPS & COPING



BUFF




GREY


TECHNICAL ADVANTAGES

Reala™ Surface Technology

Ultra-realistic textures cast from natural stone, brick and historic cobblestones.




PILLAR CAP
24" x 24" x 3½"
61cm x 61cm
x 9cm



COPING UNIT
12" x 24" x 2¾"
30.5cm x 61cm
x 7cm



CLOSED-END COPING
12" x 24" x 2¾"
30.5cm x 61cm
x 7cm



FULLNOSE UNIT
12" x 24" x 1¾"
30.5cm x 61cm
x 4.5cm




36" LEDGESTONE STEP
36" x 18" x 6"
91.4cm x 45.7cm x 15.2cm



48" LEDGESTONE STEP
48" x 24" x 6"
122cm x 61cm x 15.2cm



72" LEDGESTONE STEP
72" x 24" x 6"
183cm x 61cm x 15.2cm

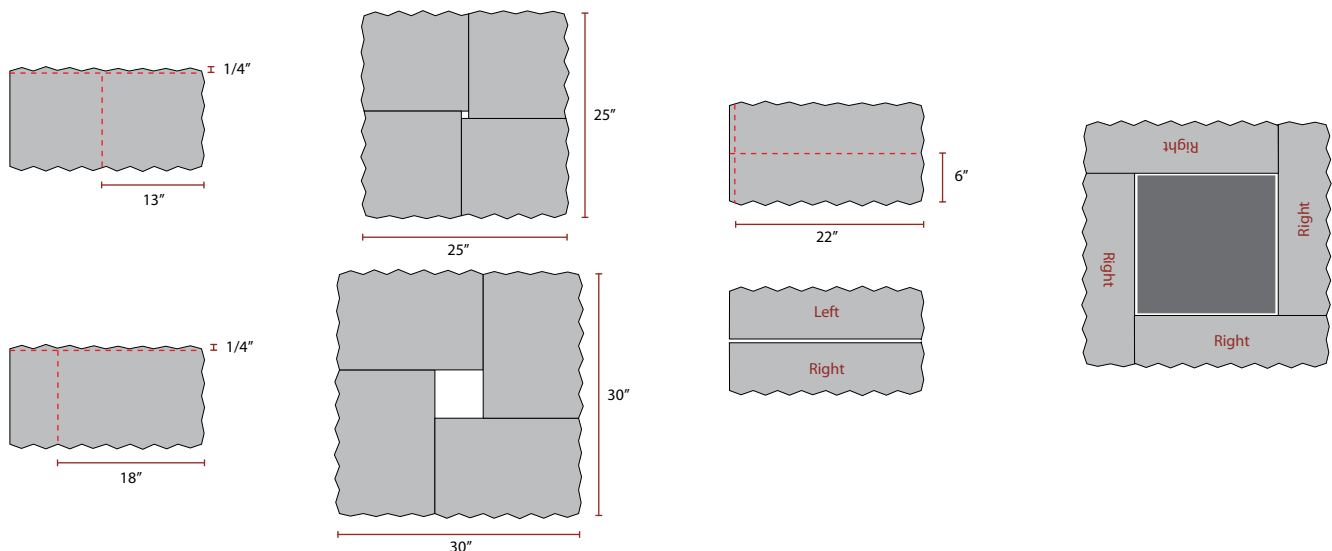


Stones & Bundling	Face Feet Per		Linear Feet Per		Units Per		Per Bundle		Lbs Per	
	Bundle	Unit	Bundle	Unit	Bundle	Face Feet	Layers	Sections	Unit	Bundle
Aurora Manufacturing										
Fullnose			32.00	2.00	16				42	667
Coping Closed End 24"			24.00	2.00	12				66	796
Coping 24"			24.00	2.00	12				64	772
Pillar Cap			10.00	2.00	5			5	172	862
36" Step	4.50	1.499	9.00	3.00	3	0.67			327	982
48" Step	6.00	2.000	12.00	4.00	3	0.50			574	1,721
72" Step	9.01	3.00	18.00	6.00	3	0.33			860	2,581

Notes: 4 Ledgestone™ Closed-end coping units can be used to cap pillars larger than 20". That leaves a small opening for lighting. All caps require a skid that is refundable upon return in good condition. All measurements are nominal.

Internal Use Only. LDG CH

Oversized Pillar Coping Options



UNIVERSAL BASE

NEW FOR 2018




UNIVERSAL BASE UNIT
19" x 14" x 2"
48.2cm x 35.5cm x 5.5cm

Stones & Bundling	Face Feet Per		Linear Feet Per		Units Per		Per Bundle		Lbs Per	
	Bundle	Unit	Bundle	Unit	Bundle	Face Feet	Layers	Sections	Unit	Bundle
Universal Base Unit	99.46		85.39	1.58	54	9			46.295	2,500.0


Internal Use Only. UNB

ARCHITECTURAL PILLAR CAP

COMING FOR 2018



TAN



LIGHT GREY



MIDNIGHT CHARCOAL



ARCHITECTURAL
PILLAR CAP
28" x 28" x 4"
71.1cm x 71.1cm x 10cm


Stones & Bundling	Face Feet Per		Linear Feet Per		Units Per		Per Bundle		Lbs Per	
	Bundle	Unit	Bundle	Unit	Bundle	Face Feet	Layers	Sections	Unit	Bundle
Architectural Pillar Cap	3.06	0.765			4				233.82	935.3

Notes: All measurements are nominal.


Internal Use Only. UNI NY

UNIVERSAL COPING


NEW FOR 2018



TAN



LIGHT GREY



MIDNIGHT CHARCOAL



UNIVERSAL COPING
19" x 14" x 2 3/4"
48.2cm x 35.5cm x 7cm



Stones & Bundling	Face Feet Per		Linear Feet Per		Units Per		Per Bundle		Lbs Per	
	Bundle	Unit	Bundle	Unit	Bundle	Face Feet	Layers	Sections	Unit	Bundle
Universal Coping			75.91	1.58	48		8		57.308	2,747.2

Internal Use Only. UNC

NATURAL STONE

SANDSTONE



AUTUMN HARVEST



INDIAN COAST



STONE CLIFF GREY

LIMESTONE



BLACK RIVER



HEARTHSTONE



WINTER MIST



12" x 24" x 7/8"
30cm x 60cm x 2.2cm



18" x 24" x 7/8"
45cm x 60cm x 2.2cm



24" x 24" x 7/8"
60cm x 60cm x 2.2cm



24" x 36" x 7/8"
60cm x 90cm x 2.2cm

NATURAL EDGE COPING

AVAILABLE IN:
BLACK RIVER, AUTUMN
HARVEST, INDIAN COAST &
STONE CLIFF GREY.



12" x 48" x 2"
30cm x 120cm x 5cm


12" x 72" x 2"
30cm x 183cm x 5cm

16" x 48" x 2"
41cm x 120cm x 5cm

16" x 72" x 2"
41cm x 183cm x 5cm

NATURAL EDGE STEP

AVAILABLE IN:
BLACK RIVER, AUTUMN
HARVEST, INDIAN COAST &
STONE CLIFF GREY.



16" x 48" x 6"
41cm x 120cm x 15cm

16" x 72" x 6"
41cm x 183cm x 15cm

FULLNOSE COPING

AVAILABLE IN:
BLACK RIVER, AUTUMN
HARVEST, INDIAN COAST &
STONE CLIFF GREY.



12" x 48" x 2"
30cm x 120cm x 5cm

12" x 72" x 2"
30cm x 183cm x 5cm

PILLAR CAP

AVAILABLE IN:
BLACK RIVER, AUTUMN
HARVEST, INDIAN COAST &
STONE CLIFF GREY.



24" x 24" x 2.5"
60 cm x 60cm x 6.4cm

NATURAL STONE cont'd

Sandstone and Limestone Flagging Data

Stones & Bundling	Unit Thickness	SqFt/ Crate	SqFt/ Stone	Units/ SqFt	Units/ Crates	Lbs/ Unit	Lbs/ Crate
12" x 24"	0.87" (2.2cm)	180	2	0.5161	90	23.13	2149
18" x 24"	0.87" (2.2cm)	186	3	0.3441	62	34.71	2,152
24" x 24"	0.87" (2.2cm)	160	4	0.2581	40	46.28	1,851
24" x 36"	0.87" (2.2cm)	180	6	0.1720	30	69.40	2,082

Natural Edge Coping Data

Stones & Bundling	Unit Thickness	Face Ft/ Crate	Linear Ft/ Crate	Linear Ft/ Unit	Units/ Crates	Lbs/ Unit	Lbs/ Crate
12" x 48"	2" (5cm)	-	80	4	20	105.82	2,116
12" x 72"	2" (5cm)	-	72	6	12	158.73	1,905
16" x 48"	2" (5cm)	-	64	4	16	141.09	2,258
16" x 72"	2" (5cm)	-	60	6	10	209.44	2,094

Steps Data

Stones & Bundling	Unit Thickness	Face Ft/ Crate	Linear Ft/ Crate	Linear Ft/ Unit	Units/ Crates	Lbs/ Unit	Lbs/ Crate
16" x 48"	6" (15cm)	32	24	4	6	421.08	2,526
16" x 72"	6" (15cm)	32	24	6	4	628.31	2,513

Fullnose Coping Data

Stones & Bundling	Unit Thickness	Face Ft/ Crate	Linear Ft/ Crate	Linear Ft/ Unit	Units/ Crates	Lbs/ Unit	Lbs/ Crate
12" x 48"	2" (5cm)	-	80	4	20	105.82	2,116
12" x 72"	2" (5cm)	-	72	6	12	158.73	1,905

Pillar Cap Data


Stones & Bundling	Unit Thickness	Face Ft/ Crate	Linear Ft/ Crate	Linear Ft/ Unit	Units/ Crates	Lbs/ Unit	Lbs/ Crate
24" x 24"	2.5" (6.5cm)	-	-	-	14	136.6	1,913.61

Notes: Natural Stone is available for purchase by Unilock Authorized Dealers only.

PORCELAIN



TRAVSTONE BEIGE



TRAVSTONE NOCE



GOTHAM NERO



GOTHAM BEIGE



GOTHAM GREY



EIKON GEA
NEW FOR 2018



EIKON TITANIO
NEW FOR 2018



GRAUSTEIN



24" x 24" x 3/4"
60cm x 60cm x 2cm

Stones & Bundling	Unit Thickness	SqFt/ Unit	SqFt/ Box	Boxes/ Pallet	Units/ Box	SqFt/ Pallet	Lbs/ SqFt	Units/ Pallet	Lbs/ Box	Lbs/ Pallet
DelConca USA										
24" x 24" (60cm x 60cm):										
Travestone Beige & Noce	.75" (2cm)	3.875	-	-	-	255.75	9.23	66	-	2,360
Gotham Beige, Grey & Nero	.75" (2cm)	3.875	-	-	-	255.75	9.23	66	-	2,360
Caesar										
24" x 24" (60cm x 60cm):										
Eikon Gea, Eikon Titanio & Graustein	.75" (2cm)	3.875	7.75	30	2	232.5	9	60	72.6	2,178

Notes: Refer to metric measurements; all imperial measurements are nominal. All porcelain tile is available for purchase by Unilock Authorized Dealers only. **Product is sold in full boxes only. For pedestal applications, please contact your Unilock Territory Manager.**

UNILOCK ELEMENTS



TUSCANY
SPECIAL ORDER

The Tuscany pre-built fireplace is constructed from Brussels Dimensional System™ (page 23) and Copthorne® (page 8) accents.



BARCELONA
SPECIAL ORDER

The Barcelona pre-built fireplace is constructed from Brussels Dimensional System (page 23) with Umbriano® (page 21) accent.



BELLA
SPECIAL ORDER

The Bella pre-built fireplace is constructed from Rivercrest® Wall (page 34).

Please note that all Elements products are Special Order and require lead time.



FIREPLACE

Two piece set (base and chimney), comes with stainless fire box, pipe, and metal termination cap. (Upgraded termination cap available.) 5620 lbs.



WOOD BOXES

Sold as a set of two and flank either side of the gas or standard fireplace. 3750 lbs per set.



HEARTH

Hearth with gentle curved front. 1025 lbs.

SUNSET ROUND & SQUARE FIRE PITS



ALMOND GROVE



LIMESTONE



SIERRA



The following accessories are sold separately for the Sunset Round Fire Pit. Contact your local Territory Manager for details.



24" SWING AWAY GRILL



KETTLE WINCH



ACCESSORY POST WITH COLLAR



Stones & Bundling	Stones per Course	Stones per Pallet	Diameter Outside of Stone	Diameter Inside of Stone	Diameter Pit Insert	Lbs/Unit	Lbs/Pallet	Kits/Bundle
Sunset - Uxbridge Manufacturing								
Sunset Square Fire Pit	12	48	43"	29"	27"	-	1357	1
Sunset Round Fire Pit	18	72	52"	36"	35"	-	1499	1

ROMANSTACK® FIRE PIT



ALMOND GROVE



GRANITE



SIERRA



Stones & Bundling	Stones per Course	Stones per Pallet	Diameter Outside of Stone	Diameter Inside of Stone	Diameter Pit Insert	Lbs/Unit	Lbs/Pallet	Kits/Bundle
RomanStack - Uxbridge Manufacturing								
RomanStack Fire Pit	24	96	60"	44"	44"	-	1725	1

LINEO DIMENSIONAL FIRE PIT



ALMOND GROVE



LIMESTONE



SIERRA



FIREPIT LID

Firepit lid is sold separately and fits securely into the firepit.

Stones & Bundling	Stones per Course	Stones per Pallet	Diameter Outside of Stone	Diameter Inside of Stone	Diameter Pit Insert	Lbs/Unit	Lbs/Pallet	Kits/Bundle
Lineo - Uxbridge Manufacturing								
Lineo Square Fire Pit	12	48	43"	29"	27"	-	1357	1

RIVERCREST® FIRE PIT



BUFF



COASTAL SLATE



Fire pit grill is included and fits securely into the fire pit.

Stones & Bundling	Stones per Course	Stones per Pallet	Diameter Outside of Stone	Diameter Inside of Stone	Diameter Pit Insert	Lbs/Unit	Lbs/Pallet	Kits/Bundle
Rivercrest - Georgetown Manufacturing								
Rivercrest Fire Pit	4	12	54"	36"	-	126	1512	1

ACCESSORIES



TECHNISEAL® PROFESSIONAL GRADE OIL/GREASE REMOVER

Description: Professional Grade Oil & Grease Remover is an industrial strength petroleum-based product remover. It lifts and absorbs embedded oil and grease stains as it dries from a liquid to a powder. Specially formulated for concrete pavers, slabs and walls, natural stone, poured or stamped concrete, etc., Professional Grade Oil & Grease Remover works without damaging or discoloring the material and is easy to use. Packaging 1 quart container
Note: Carefully read all instructions and safety information on product label prior to application. For **additional safety information, see MSDS.**



UNICARE® EFFLORESCENCE REMOVER

Description: Unicare Paver Cleaner is specially formulated to dissolve efflorescence (whitish salt deposit) and remove ground-in dirt on paving stones and concrete, without discoloring or damaging surfaces. It cleans evenly, and enables the sealant to better penetrate the material to be treated.
Packaging 1 gallon • Box of 4 x 1 US gallon
Note: Carefully read all instructions and safety information on product label prior to application. For additional safety information, see MSDS.



TECHNISEAL ORGANIC STAIN REMOVER

Description: Formulated to remove moss and mildew as well as tough organic stains such as dead leaves, blood, wine and non-greasy food stains on concrete pavers, slabs and walls, natural stone, etc; requires minimum scrubbing
Packaging 700g • Box of 6 x 700 g • 500 units per skid
Note: Carefully read all instructions and safety information on product label prior to application. For additional safety information, see MSDS.



TECHNISEAL SR SLURRY REMOVER FOR PAVERS AND SLABS

Description: This is the most effective product available for removing cement slurry and polymeric sand haze on concrete or clay pavers and slabs. 1 gallon of concentrated product cleans up to 600 sq.ft. Coverage will depend on surface condition and product dilution.
Packaging 1 gallon • Box of 4 x 1 US gallon
Note: Carefully read all instructions and safety information on product label prior to application. For additional safety information, see MSDS.

SEALERS



BP PRO ENHANCING STABILIZING SEALER

Description: BP Pro Enhancing Stabilizing Sealer is designed specifically for use on block paving to stabilize joint sand and seal the paver surface. It is a water-based single component polymer that penetrates into the pores and seals the surface with a coating that gives you a semi-gloss finish. A green product that is solvent free and environmentally friendly, it is VOC, EPA, OSHA and FDA compliant. It is non-hazardous and non-toxic and can be used indoors and outdoors on new and existing projects. It can be applied immediately after completion, as it will not trap efflorescence and whiten. Easy to install and offering increased stain protection, it also reduces the formation of efflorescence.
Packaging: 1 and 5 gallon available
Note: Carefully read all instructions and safety information on product label prior to application. For additional safety information, see MSDS.



BP NATURAL STABILIZING SEALER

Description: BP Natural Stabilizing Sealer is designed specifically for use on block paving to stabilize joint sand and seal the paver surface. It is a water-based single component polymer that penetrates into the pores and seals the surface with a coating that gives you a natural looking sheen. A green product that is solvent free and environmentally friendly, it is VOC, EPA, OSHA and FDA compliant. It is non-hazardous and non-toxic and can be used indoors and outdoors on new and existing projects. It can be applied immediately after completion, as it will not trap efflorescence and whiten. Easy to install and offering increased stain protection, it also reduces the formation of efflorescence.
Packaging: 1 and 5 gallon available
Note: Carefully read all instructions and safety information on product label prior to application. For additional safety information, see MSDS.

SEALERS (Continued)



BP PRO WET LOOK JOINT STABILIZING SEALER

Designed specifically for use on block paving to seal the paver surface and fuse the joint sand. It is a solvent-based single component polymer that creates a semi-gloss finish. It has the consistency of a light oil and is clear in appearance. It has a strong odor when in its liquid state and dries to a transparent semi-gloss finish with a darkened wet look. It can be used outdoors on new and existing projects because it is UV stable. WetLook Stabilizing Sealer can be applied immediately because it is breathable and does not trap moisture and it has outstanding coverage. The product is easy to install and offers great stain and environment protection. Cured product is heat and freeze resistant.

Packaging:

- 1 gallon container
- 36 cases per skid (of 1 gal)
- 55 gallon container (4 per skid) **SPECIAL ORDER**
- Box of 4 x 1 gallon containers (4 x 1 US gal)
- 5 gallon pail (36 per skid)
- 50-125 sq.ft. coverage per gallon (approx.)*

ADHESIVES



UNILOCK CONCRETE ADHESIVE

10 oz. Caulk Tube: 20' at 1/4" Bead (Case of 12) 28 oz. Caulk Tube: 50' at 1/4" Bead (Case of 12)
Ideal for step veneering and retaining wall cap securement.

SPECIFICATIONS - (Conforms to UN-STD. 1804, ASTM 2339-70 & FHA UM-60)

Color: Natural Sand Color Viscosity: Smooth Easy Gun Grade Mastic
CLEANUP: Use mineral spirits or chlorinated solvents - read solvent supplier's caution notes for use of this product.
STORAGE: Store in cool place, rotate stock. Keep at 70°F for 24 hours before use in cold weather. Store cartridges upright. Product does not have a flash point after it dries.

SANDS



EASY PRO™

Ultimate Paving Stone Joint Compound

Designed for installation in light rain or sun with a surface temperature above 32°F, this pre-mixed epoxy resin product is ideal for residential driveways, patios, pool decks and walkways.

Features: Vacuum packed, pre-mixed and ready to use, eco-friendly (60% renewable products), no haze formulation, for joint widths starting from 1/8" wide 1 1/4" deep.

Colors: Tan, Black & Grey 50 lb container - premixed, 36/skid

Coverage: Approximately 75 sq. ft. /container Coverage will vary depending on the type/size of stone used.

STORAGE: Open product good for 30 days when covered with water.

Note: This product is not suitable for use with Il Campo®, Series™ and Unigranite®.



POLYMERIC PLUS (RG+) SAND For Standard Joints

A special mix of graded sand and binder specifically formulated for achieving optimum lock-up of pavers or slabs by filling the joints between them. Unlike regular sweeping jointing sand, Polymeric Sand resists insect penetration, weed growth, and erosion. New formulation with half hour setting time.

50 lb/bag, 56 Bags/Skid (2860lbs/skid) Available Colors: Grey and Tan

Coverage: Approx. 75 sq. ft. /bag Coverage will vary depending on the type/size of stone used.

Note: This product is recommended with extra care for use with Copthorne®, Courtstone®, Richcliff®, Town Hall® and Umbriano® products. Umbriano must have the surface cleaned with a foam squeegee post installation. This product is not suitable for use with Il Campo®, Series™ and Unigranite®.



SABLE MARCO EV EVOLUTION

EV EVOLUTION polymeric sand is a specially formulated high performance mix of graded sand and binding agent to fill pavers joints. Its superior performance and durability is ideal for the installation of pavers or slabs as well as replacing existing joints on sidewalks, patios, sloped driveways or walkways. It will remain stable and flexible and maintain its flexibility and durability in the most extreme weather conditions. Three natural Colors: grey, beige & black (contains no pigment or dyes).

50 lb bags 63 bags per skid, 3150 lbs/skid

Coverage: Approximately 120 sq. ft. /container Coverage will vary depending on the type/size of stone used.

Note: Extra care must be exercised when using on Courtstone®, Copthorne®, Richcliff and Town Hall. This product is not recommended for Il Campo®, Series™ or Umbriano®.

SANDS (Continued)



TECHNISEAL® HP NEXTGEL POLYMERIC SAND

Designed for paver joints up to a maximum of 1 inch.

This paver sand is a high-performance polymer sand - it is the ideal product for heavy traffic and wet areas. Weeds and insects in paver joints is part of the past with this high-end product. This polymer sand is a mixture of graded sand (ASTM C144) and binder. It penetrates easily into joints, ensuring a fast and efficient jointing solution. This easy to use jointing sand will start to harden in minutes after water activation, and it quickly becomes resistant to erosion caused by water (rain, sprinklers and spray).

Colors: Urban Grey, Granite Grey and Tan

Packaging: • 50 lb bag

• 65-85 sq.ft. coverage per bag for narrow joints, larger joints will require more sand • 56 bags per skid



POLYBIND HP SAND

Designed for paver joints up to a maximum of 1 inch.

Polybind HP Sand is a unique mixture of polymer binders and calibrated sand available in Nevada Tan & Oxford Grey. The installation of Polybind Sand is almost identical to using regular paver joint sand, except for the application of water. Once it sets, it becomes very firm and locks between the paver joints. This firm bond maintains pavers securely in place, being equally effective on both horizontal and sloped surfaces.

Colors: Oxford Grey and Nevada Tan

Packaging: • 50 lb bag

• 65-85 sq.ft. coverage per bag for narrow joints, larger joints will require more sand • 56 bags per skid



New POLYBIND G2 SAND - NO DUST • HAZE FREE • NO BLOWER • ONE WATERING

Designed for paver joints up to 2".

PolyBind Complete G2 is made with calibrated sand that is mixed with sophisticated intelligent polymers, which neutralizes haze and dust. The polymeric sand application is now dust free and haze free. No blower is needed and the intelligent polymeric sand requires only one watering. It is recommended for a variety of uses including pool decks, patios, footpaths, driveways, parking spaces, pavements, etc. Available in Nevada Tan and Oxford Grey. It sets above the freezing temperature 32°F and can be used for joints up to a maximum of 2 in.

Packaging: • 50 lb bag

Coverage:

• 65-85 sq.ft. per bag for narrow joints/larger joints will require more sand



GATOR AQUA ROCK

Manufactured to meet ASTM No.9 requirements for permeable paver joint units. The calibrated gradation obtained from the fractured high-strength granite makes it the ideal product for the bedding course & jointing material to collect surface water run-off and help stabilize interlocking paver surfaces.

Color: Granite Grey

Packaging: • 50 lb bag

• 20-25 sq.ft. coverage per bag for a 60mm paver

• 56 bags per skid

**** All Polybind Sand products are available by Special Order ****

Sands	SAND RECOMMENDATIONS BY PRODUCT			
	Unicare® Plus Polymeric Sand	Easy Pro™	PolyBind HP	NEXTGEL G2
PAVER TYPE	For joints up to 1". May be sealed. Available in Tan or Grey Binding sand.	For joints greater than 1/8". Permeable. Available in Grey, Tan and Black.	For joints greater than 1". Available in Nevada Tan and Oxford Grey.	For joints greater than 1". Available in Urban Grey, Granite Grey and Tan.
Cophorne®	✓+	✓	✓	✓
Courtstone®	✓+	✓	✓	✓
Il Campo®	N/R	N/R	✓	✓
Richcliff®	✓+	✓	N/R	N/R
Series®	N/R	N/R	✓	✓
Town Hall®	✓+	✓	N/R	N/R
Treo™/Treo™ Classic	✓+	✓		
Umbriano®	✓+	N/R	✓	✓
Westport™/Westport™ Classic	✓+	✓		
Tumbled Pavers	✓	N/R	✓	✓
Standard Pavers	✓	✓	✓	✓

N/R - Not Recommended

✓ - Recommended

✓+ - Recommended with Extra Care
(contact your Territory Manager for more information)

SANDS (Continued)

IMPORTANT NOTICE

1. **DO NOT USE** Polymeric Jointing Sand on the following products: Series® Il Campo®

If joint stabilization is required, use ordinary jointing sand and apply a stabilizing sealer. **Contact your local Unilock office for recommended sealants and application specifics.**

2. **EXTRA CARE** must be exercised when using Polymeric Sand on the following products:

Courtstone® Copthorne® Richcliff® Senzo™ Town Hall® Tribeca Cobble™ Umbriano®

Unilock's Polymeric Jointing Sand can be used on these products but the fine polymers and binders in Unilock Polymeric Jointing Sand have a natural tendency to adhere to the surface and therefore extra diligence must be taken to pre-clean the surface prior to "wetting the sand in" and squeegee off the surface post application. Failure to do so will result in a "whitish haze" on the surface that is difficult to remove.

3. **IMPORTANT COMPACTION NOTICE:** Always pre-compact the pavers WITHOUT SAND IN THE JOINTS. This will facilitate proper leveling. Polymeric sand can then be swept into the joints. *Always use a compactor with a protective membrane attached to the bottom of the plate.*

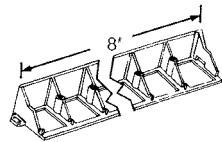
Unilock Polymeric Jointing Sand, cleaners and sealers, must always be applied by a trained and experienced professional. Contact your local Unilock office for training and the most up-to-date best practices.

NOTICE: Unilock does not accept any responsibility for damage to the surface caused by the improper application and use of Unilock polymeric sand, sealers or cleaners.

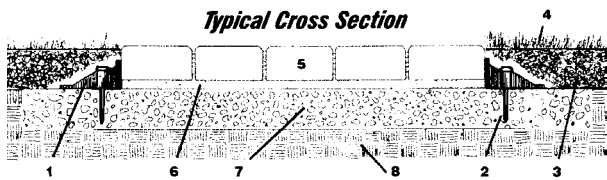
EDGE RESTRAINTS

SnapEdge - One-Piece Edging That Does It All!

- Only one part required for straight runs or curved installations
- Built-in connector fastens one piece to the next - convenient 96" size, makes them easy to transport
- Unique 'Snip and Flex' feature speeds installations of curves and corners without pre-planning
- The open design allows a root system to grow through SnapEdge, further reinforcing the installation
- Engineered to provide a strong, easy-to-install edge restraint for concrete/clay pavers
- Nail hole bosses are full-length cylinders. Hammer blows will not fracture or force nail heads through edging




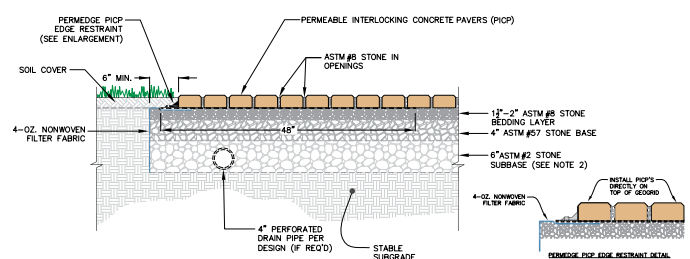
Typical Cross Section



1. SnapEdge
2. 10" Spiral Spike
3. Soil
4. Turf
5. Sand Jointed Paver
6. Sand Jetting Course
7. Aggregate Base
8. Compacted Subgrade

PermEdge - Permeable Paver Edge Restraint

- Comes fully assembled - no field assembly required
- Installs on top of the stone chip setting bed
- One-piece design for straight and curved applications
- Integral section-to-section connector
- 100% recycled material



GATOR EDGE RIGID

Gator Edge Rigid is made with 100% Polypropylene Co-Polymer. This will give it great strength as well as providing greater flexibility. Rigid can be locked together with the "Twist & Lock" connection system.

Strong Lateral Support

A triangular angle at all key points has been engineered to provide a strong lateral support, essential for the load transfer on the paving units. The Rigid model can be modified into a Flex by simply cutting the connector between each triangular angle.

- 1 piece = 8 linear feet
- 1 mini-pack = 6 pieces = 48 linear feet

- 1 master-pack = 4 mini-packs = 192 linear feet
- 1 pallet = 28 master packs = 5,376 linear feet

MISCELLANEOUS ACCESSORIES

RETAINING WALL ACCESSORIES	Unit Dimensions	Package Size
Stratagrid SG200	Roll: 6' x 300'	-
Filter Fabric	Roll: 12.5' x 360'	-
Unilock All Purpose Concrete Adhesive	10.5 oz/tube 28 oz/tube	12 tubes per case 12 tubes per case

EDGE RESTRAINTS	Unit Dimensions	Package Size
SNAPEDGE	8' length	24 pc/ bdl 28 bdl/skid
PERMEDGE	8' length	24 pc/ bdl 28 bdl/skid
10" Spikes (Bright)	10" spiral spike	50lbs. per box (approx 250)


SILCASYSTEM

SILCASYSTEM



This system is ideal for applications where decking materials like wood lumber or composite lumber would have otherwise been the only choice. When connected to wood floor joists, Silca Grate™ grids provide a substructure (sub-floor) for a wide variety of decking materials: stone, brick pavers, slate, travertine pavers, marble or granite. Because it is engineered for strength and easy installation, this durable outdoor flooring makes it possible for residential do it yourself, as well as commercial architects, designers and builders, to create a new, exciting outdoor living space!

PAVERSAVER UNI MAT



PAVERSAVER UNI MAT

Universal Design - for use on most compactors

The PaverSaver Uni Mat is made out of a specially formulated urethane rubber. This material is soft enough to protect the paver surface and hard enough to minimally affect travel speed. The universal sizing fits most compactor plates and easily attaches and detaches from the compactor.

UNILYFT™



- Install up to 700 sq. ft. per hour!
- Access tight or narrow areas
- Eliminate the need for a forklift on site
- Reduce labor costs
- Reduce shoulder, hand and knee pain and injury
- Improve your bottom line
- Financing available

Contact your local rep for details



LANDSCAPE FABRIC AND GRID SYSTEM



GEOGRID AND FABRICS

Strata 150 - 22.22 sq. yds/roll

Strata 200 - 200 sq. yds/roll

Filter Fabric - 6.25' x 360'; 250 sq yds/roll



LANDSCAPE SPIKES

50lb case



UNILOCK DRIVEGRID™ SYSTEM

- 120' x 13' Roll, 1,572 Sq.Ft./Roll, 56 lb/Roll

SPECIAL ORDER TOOLS AND ACCESSORIES

Paver Extractor	Quick Draw
Paver Adjuster	Paver Square
Paver Cart	Mammoth Mite 110V
Paver Persuader	Bison Pedestal Systems
Sand Pull	AWS Pedestal Systems
Sand Pull Pro	Elmich Pedestal Systems
Screed Board	Strata Sleeve-It
EDCO Masonry Saw	Geo Block 2
Diamond Blades	Rompox Flexible Jointing Mortars
Paver Guillotine	Permeable Paver Spacers
Wall Guillotine	Foam Slotted Roller
Paver Scribe	United Stonecare - Natural Stone Cleaners & Sealers

BASE THICKNESS CHART (GENERAL)

APPLICATION	GRAVEL BASE	BEDDING COURSE	BACKFILL WIDTH (WALLS ONLY)
PATIOS, WALKWAYS, POOL DECKS	4" - 6" (10cm-15cm)	1" (2.5cm)	
DRIVEWAYS	8" - 12" (20cm - 30cm)	1" (2.5cm)	
STEPS, PLANTERS, RAISED PATIO	6" (15cm)	0 - 1/8" (0cm - 0.3cm)	8" - 12" (20cm - 30cm)
RETAINING WALLS UNDER 18" (45cm)	6" (15cm)	0 - 1/8" (0cm - 0.3cm)	12" (30cm)
RETAINING WALLS OVER 18" (45cm)	6" (15cm)	0 - 1/8" (0cm - 0.3cm)	16" (50cm)

Soil condition - In areas with poor soil conditions, (eg., heavy clay, disturbed soils) increase the depth of the base to provide more stability. Where poor **soil conditions** exist it may be advisable to contact an engineer when constructing a retaining wall in excess of 24" in height.

Area = (Length) x (Width)

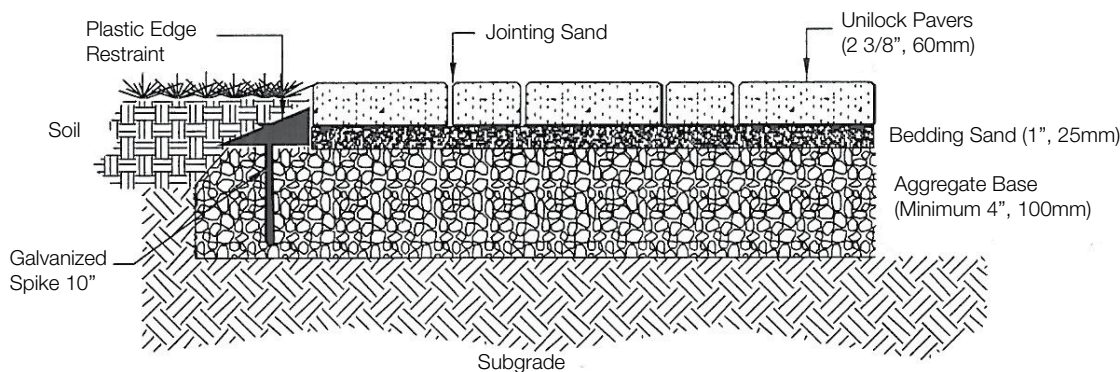
Area of a Circle = $3.14 \times (\text{Radius}) \times (\text{Radius})$
 Area of a Half Circle = $1.57 \times (\text{Radius}) \times (\text{Radius})$
 Area of a Quarter Circle = $.78 \times (\text{Radius}) \times (\text{Radius})$
 Area of a Triangle = $(1/2 \text{ Base}) \times (\text{Height})$
 Perimeter of a Circle = $6.28 \times (\text{Radius})$
 Perimeter of a Half Circle = $3.14 \times (\text{Radius})$
 Perimeter of a Quarter Circle = $1.57 \times (\text{Radius})$

Metric Equivalents

1 inch = 2.5400 centimeters
 1 foot = 0.3048 meter
 1 yard = 0.9144 meter
 1 sq. foot = 929.030 sq.centimeters
 1 sq. meter = 1.196 sq. yards
 27 cu feet = 1 cu. yard

1 centimeter = 0.3937 inch
 1 meter = 39.3701 inches

TYPICAL PAVER CROSS SECTION



IMPORTANT NOTES

UNILOCK PAVER PATTERNS

This Product Data Guide contains an extensive reference to patterns and designs. The purpose of these pattern swatches is to help the designer plan unique and exceptional designs. The percentages of products shown are based on the pattern and not on bundle configurations. In fact, there may be situations in which a pattern has been created with one particular size of stone, but that stone only comes packaged with two other sizes. This means that the designer will have to plan how the other components are used in the overall plan. This is usually accomplished by adding a border or an accent. As a result, overages or shortages may occur in certain patterns. The designer and/or installer of Unilock products accepts all responsibility for design and all associated costs incurred as a result of applying any of Unilock's suggested design patterns in a project. Please plan your project and review your order carefully prior to ordering.

TRANSFERABLE LIFETIME GUARANTEE

Unilock provides a Transferable Lifetime Guarantee* on the structural integrity of our paving stones, slabs and retaining wall units to the original purchaser of the product for residential use. Any materials installed and maintained to our guidelines, and subject to normal wear, that prove defective, will be replaced without cost. Color matching cannot be guaranteed and replacement labor is not included. Proof of purchase is required.

Excessive defective material (over the industry accepted normal of 2% for non-tumbled unit pavers) delivered to the purchaser will be replaced free of charge if a written claim is made within 5 days of delivery from the manufacturer. Such claims will not constitute reason for delaying payment. All goods shall be deemed accepted if completely installed. Inspect concrete products prior to opening bundle packaging to ensure that shape and color are as ordered. Unsatisfactory material must be available for inspection by Unilock to entitle the purchaser to any adjustment or credit. Inspect all concrete units during installation and set aside any which are chipped or cracked to use for any cut pieces required. The color of concrete products may vary significantly between production lots. Always install concrete units from several bundles simultaneously to ensure proper distribution of color. Prior to final compaction, inspect installed pavers for good color distribution. Relocate certain pavers, if necessary, to achieve desired color blend. **Textured pavers and slabs require a buffer between the plate compactor and the paver surface to prevent scuffing.**

*Transferable Lifetime Guarantee: Register your project within 60 days of your dated proof of purchase to ensure your Unilock Guarantee is fully transferable! Simply go online at unilock.com and follow instructions. Once processed, you will receive an original Transferable Warranty Certificate for your records.

PRODUCT HANDLING WARNING

Bundle Straps Under Tension - Use extreme caution when removing or handling straps. Always wear gloves, goggles, safety footwear, and protective clothing when removing or handling straps. Failure to do so may result in serious bodily injury or loss of sight. Cut all concrete products only in well ventilated areas. Inhalation of dust is a serious health risk. A "NIOSH" (US) or a "CSA" (CDN) approved respirator, safety goggles, hearing protectors, and gloves must be worn at all times. Always "wet-cut" or "wet grind" concrete products to minimize dust.

Do not stack bundled concrete products higher than 2 bundles high. Contents of the bundle may be unstable and subject to topple when stacked. Always use extreme caution and appropriate equipment when transporting or storing bundled concrete products. Failure to do so may result in serious bodily injury or death. Always obey gross vehicle weight (GVW) loading limitations and regulations.

Hazard Rating: Fire 0, Health 1, Reactivity 0. See MSDS Concrete Masonry (Pavers). Contact Unilock for complete sheet or view safety information at www.unilock.com.

Unilock assumes no liability or responsibility for loss or damage, resulting from the improper use or handling of our products, or from failure to follow instructions, warnings, and/or advisories on the product label, and on the MSDS sheet.

TRADEMARK AND LEGAL INFORMATION

Umbriano® is a trademark of Metten Stein + Design GmbH & Co KG used under license by Unilock.

Unilock Ltd. and Hengestone Holdings, Inc. are the owners or authorized users of all trademarks used in this publication unless otherwise specified.


Measurements throughout this portfolio are nominal.

*Colors shown in this catalog should be used only as a guide. Colors should always be chosen from actual samples. Contact your local Unilock representative for color availability in your area.


Not all products shown are available at all Unilock locations. Log on to www.unilock.com for availability.

LAYING PATTERNS

ANTARA®




Antara E - 75% Large Rectangle, 25% Square



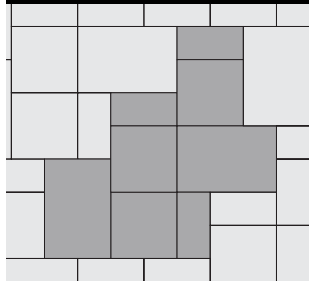
Antara G - 50% Large Rectangle, 50% Square

ARTLINE™

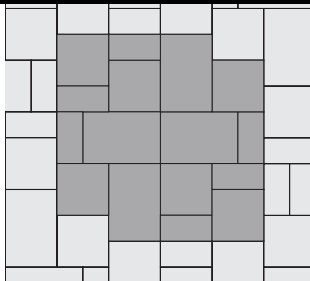


Artline A - 100% Random

BEACON HILL FLAGSTONE™ / BRISTOL VALLEY®




BHF A - 100% Random




BHF B - 100% Random

BRUSSELS BLOCK®

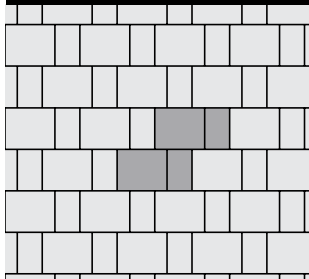


Brussels B - 100% Standard

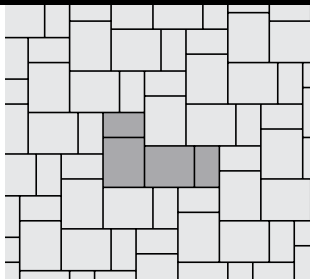


Brussels E - 100% Half Stone

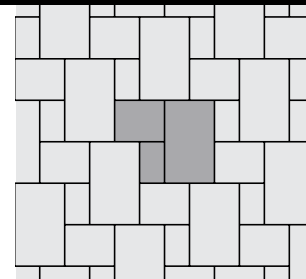
BRUSSELS BLOCK®



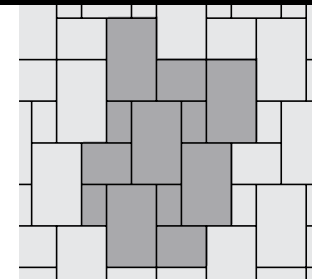
Brussels H - 67% Standard, 33% Half Stone



Brussels P - 67% Standard, 33% Half Stone




Brussels Y - 57% XL, 29% Standard, 14% Half



Brussels Z - 67% XL, 20% Standard, 13% Half

BRUSSELS BLOCK®




Brussels AC - 50% XL, 50% Standard




Brussels AF - 40% XL, 40% Standard, 20% Half

COPTHORNE®




Cophorne A - 100% Standard




Cophorne B - 100% Standard

CAMELOT™




Camelot F - 75% Large Rectangle, 25% Square




Camelot L - 75% Large Rectangle, 25% Square

CASSOVA®



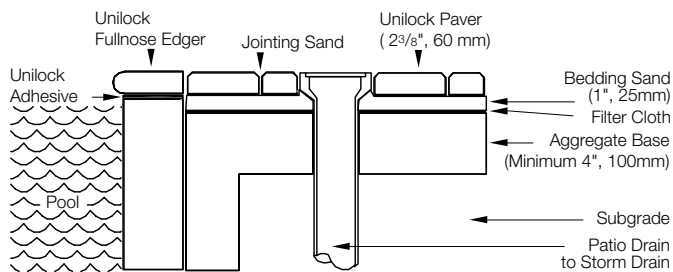
Cassova B - 100% Standard

COURTSTONE®




Courtstone A - 100% Random


FULLNOSE EDGER™



HOLLANDSTONE™

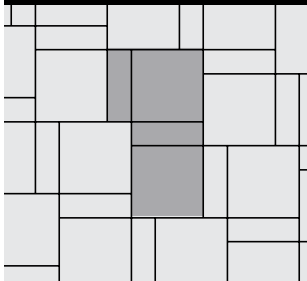


Hollandstone C - 100% Standard




Hollandstone D - 100% Standard

IL CAMPO®



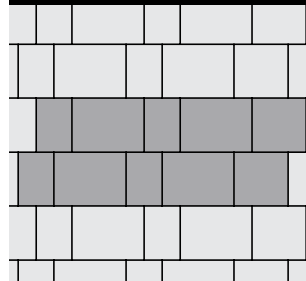
Il Campo F - 75% 12"x12",
25% 4"x12"

RICHCLIFF®




Richcliff A - 100% Random

RICHCLIFF®

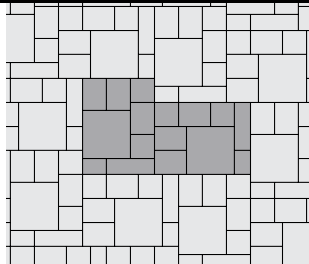


Richcliff B - 100% Random

Series™ Random




Series - 100% Random




Series - 100% Random

Series™ 7cm




Series F - 57% 12"x12",
14% 6"x6", 29% 6"x12"

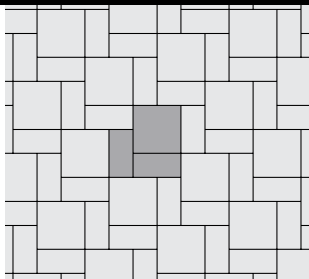


Series G - 67% 12"x12",
11% 6"x6", 22% 6"x12"

Series™ 7cm




Series J - 29% 12"x12",
24% 6"x6", 47% 6"x12"




Series K - 50% 12"x12",
50% 6"x12"

THORNBURY™

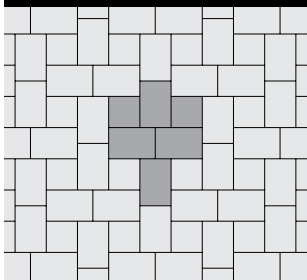


Thornbury A - 100% Random

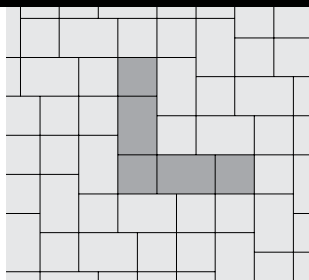


Thornbury B - 100% Random

TRANSITION™

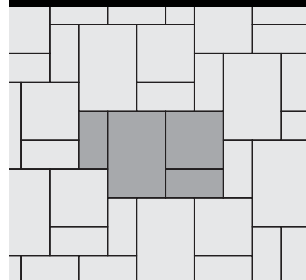


Transition L - 75% Large Rectangle,
25% Square

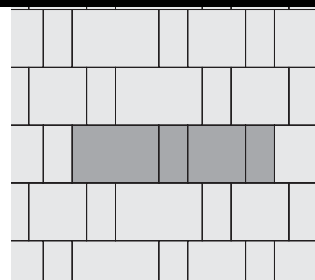


Transition K - 67% Large Rectangle,
33% Square

TREO™ CLASSIC & ENDURACOLOR




Treo A - 100% Random



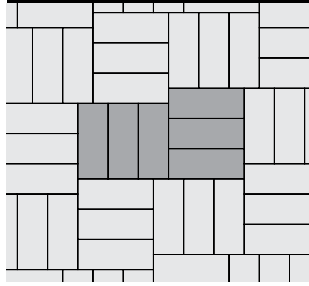
Treo B - 100% Random

TRIBECA COBBLE™

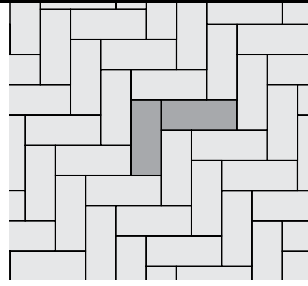


Tribeca Cobble - 100% Random

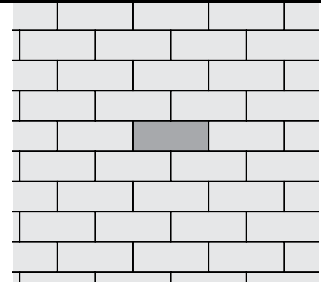
TOWN HALL®



Town Hall A - 100% Standard




Town Hall B - 100% Standard




Town Hall C - 100% Standard


UMBRIANO®




Umbriano A - 57% 16"x16",
29% 16"x8", 14% 8"x8"



Umbriano B - 67% 16"x16",
22% 16"x8", 11% 8"x8"




Umbriano C - 54% 16"x16",
37% 8"x16", 9% 8"x8"




Random Bundle A - 100% Random

WESTPORT



Westport B - 100% Random

FINISHES



BRUSHED



COBBLESTONE



WEATHERED



DIMPLED AND WEATHERED




FLAGSTONE




SMOOTH



WASHED



SMOOTH - ZERO BEVEL



SPLIT



TIMEWORN



SPLIT AND WEATHERED



STANDARD

COLOR BLEND DESCRIPTIONS

COLOR NAME	DESCRIPTION	COLOR NAME	DESCRIPTION
Autumn Sunset	Brown Flake	Heritage Clay	Burnt Clay and Basalt
Basalt	Blue-Black	Heritage Red	Burgundy Red and Basalt
Bavarian Blend	White, Buff and Charcoal	Ice Grey	Grey and White
Black Granite	Black Granite and Charcoal	Limestone	Light Grey
Castano	Dark Brown and Burnt Brown blend	Midnight Sky	Charcoal and Black Flake
Coastal Slate	Grey and Tan	Nuvola	Dark Charcoal and Light Grey
Coffee Creek	Buff, Charcoal, Mauve	Opal	Light Grey and White
Copper Ridge	Copper and Buff	Pebble Taupe	Tan and Brown
Cremo	Cream and Buff	Rustic Red	Red and Charcoal
Crystal Rose	Light Charcoal, Fine Rose Quartz, Black	Sandstone	Light Buff
	Granite and Black Metallic	Sierra	Buff, Charcoal and Brown
Dawn Mist	Grey and Tan	Steel Blue	Grey and Blue
Fossil	Tan, Charcoal and Natural	Steel Mountain	Charcoal and Light Grey
Granite	Charcoal and Natural	Summer Wheat	Cream White with Pale Yellow and Beige Particles
Heritage Brown	Dark Brown and Salmon	Terra Cotta	Salmon and Charcoal
		Winter Marvel	White and Black Flake

PRODUCT DIRECTORY

Unit Pavers

Product	Page	Finish	Pedestrian	Residential Vehicular	Commercial Vehicular	Environmental	For Borders & Accents
Anchorlock	2	S	✓	✓	✓		
Antara™	2	W	✓	✓			✓
Artline™	3	S	✓	✓			
Beacon Hill™ Flagstone	4	F	✓	8cm			
Beacon Hill™ Smooth	4	SM	✓	8cm			
Bristol Valley™	5	S	✓				
Brussels Fullnose™	5	W					✓
Brussels Block™	6	W	✓	✓			✓
Camelot™	6	S	✓	✓	✓		✓
Cassova™	7	W	✓	✓			✓
City Park Paver™	7	CU	✓	✓	✓		
Copthorne™	8	T	✓	✓			✓
Courtstone™	9	C	✓	✓			✓
Dura-Mat™	9	S			✓	✓	
Eco-Line™	10	CU	✓	✓	✓	✓	
Eco-Optiloc™	10	CU	✓	✓	✓	✓	
Eco-Priora™	11	CU	✓	✓	✓	✓	✓
Eco-Promenade™	12	CU	✓	✓	✓	✓	✓
Fullnose Edger™	5	S					✓
Hollandstone™	12	S	✓	✓	✓		✓
Il Campo™	13	B	✓	✓	✓		✓
Mattoni	13	T	✓	✓			✓
Natural Stone	41		✓				✓
Optiloc™	14	S	✓	✓	✓		
Porcelain	43		✓				✓
Promenade™ Plank Paver	14	CU	✓	✓	✓		
Richcliff™	15	F	✓	✓			✓
Senzo™	15	SM	✓	✓	✓		✓
Series™	16	WS	✓	✓	✓		✓
Thornbury™ Permeable	17	F	✓	✓	✓	✓	
Thornbury™ Smooth	17	SM	✓	✓	✓	✓	
Town Hall™	18	T	✓	✓	✓	✓	✓
Transition™	18	F	✓	✓	✓		
Treo™ Classic	19	S	✓	✓	✓		
Treo™ EnduraColor™	19	F	✓	✓	✓		
Tribeca Cobble™	20	W/C	✓	✓			✓
Turfstone™	20	S		✓	7cm	✓	
Umbriano™	21	SZ	✓	✓	✓		✓
Uni Eco-Stone™	22	CU	✓	✓	✓	✓	
Westport™ Classic	22	S	✓	✓	✓		✓
Westport™ EnduraColor	22	F	✓	✓	✓		✓

Retaining Walls

Product	Page	Finish	Gardens	Retaining Walls	Steps	Seatwalls	Pillars
Brussels Dimensional System™	23	W	✓		✓	✓	✓
Concord Wall™	24	SP	✓	✓	✓	✓	✓
DuraHold™	25	S		✓			
DuraHold2™	26	S		✓			
Estate Wall™	27	SP/W	✓		✓	✓	✓
Ledgestone™	39	S	✓		✓	✓	✓
Lineo™ Dimensional Stone	33	SM	✓		✓	✓	✓
Rivercrest™ Wall	34	F	✓		✓	✓	✓
Roman Wall™	35	SP/W	✓	✓	✓	✓	✓
SienaStone™	36	SP		✓	✓	✓	
U-Cara™	37	Various	✓	✓	✓	✓	✓
Universal Base & Coping	40	S	✓	✓	✓	✓	✓

Finishes:

B=Brushed; C=Cobblestone; CU=Custom; D=Dimpled; DW=Dimpled and Weathered; F=Flagstone; S=Standard; SM=Smooth; SZ=Smooth Zero Bevel; SP=Split; SP/W= Split and Weathered; T=Timeworn; W=Weathered; WS=Washed *This application chart should only be used as a guide. Site conditions, base materials, pattern and frequency of use may vary the performance of various types and styles of products.*

This image shows a full page of blank, lined paper. It features approximately 20 evenly spaced horizontal grey lines across the entire width of the page, providing a guide for writing. The background is a solid off-white color. There are no margins, text, or other markings present.

This image shows a full page of blank, lined paper. It features approximately 20 evenly spaced horizontal grey lines across its entire width, providing a guide for handwriting or typing. The background is a clean, solid white color.



BOSTON

(508) 278-4536

CLEVELAND

(330) 927-4000

NEW YORK

(845) 278-6700

BUFFALO

(716) 822-6074

DETROIT

(248) 437-7037

ONTARIO

(416) 646-9000

CHICAGO

(630) 892-9191

MILWAUKEE

(262) 742-3890

UNILOCK.COM | 1-800-UNILOCK

©2018 Hengestone Holdings, Inc.