



Unilock products that can be installed by UniLyft™

April 2016

UNILOCK®
DESIGNED TO CONNECT.

Lift any of these sizes up to 10 cm thick:

Maximum Weight 310 Lbs.



16 x 16

16 x 16



16 x 16

16 x 16

16 x 16



12 x 24

12 x 24



8 x 16

8 x 16



8 x 16

8 x 16

8 x 16



12 x 12

12 x 12



12 x 12

12 x 12



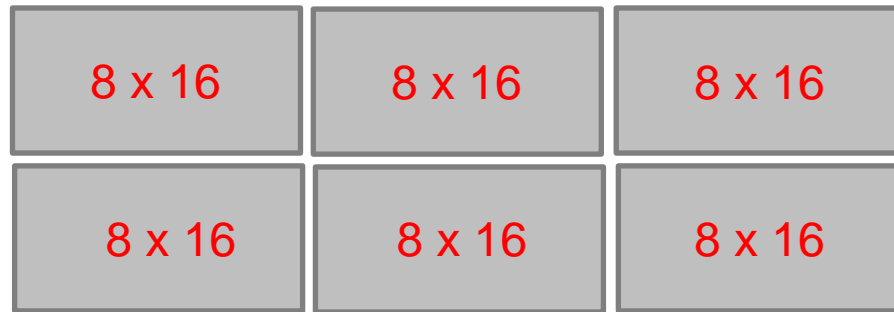
24 x 24

28 x 28

UNILOCK
DESIGNED TO CONNECT.

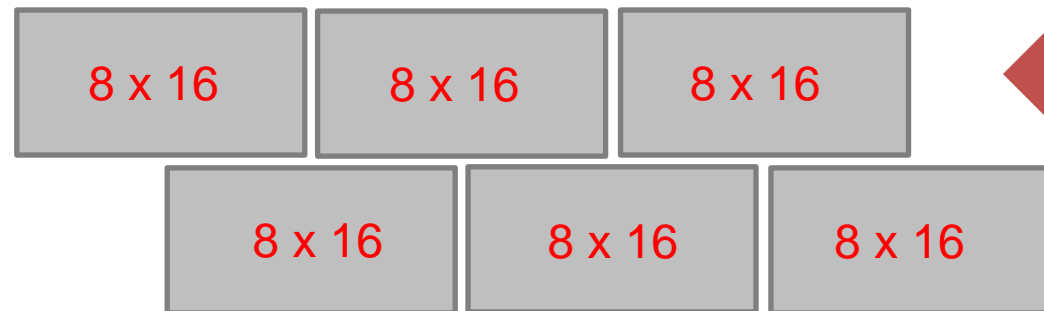
Multi Custom SHIFTER head will lift: **6 - 8 x 16's or 12- 8 x 8's**


 Stacked



OR

 Running Bond



 Easy side shift.

Maximum Weight 310 Lbs.

UNILOCK[®]
DESIGNED TO CONNECT.

Lift any of these sizes up to 10 cm thick:



18 x 36

12 x 36

9 x 36

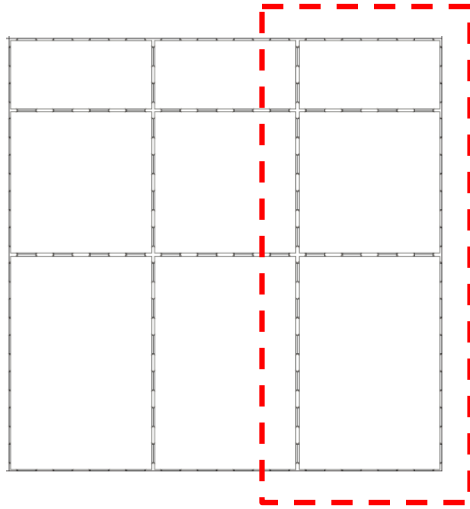
Paver, slab or flagstone.
Pebble surfaces – no problem!

Maximum Weight 310 Lbs.


Random Flagstone



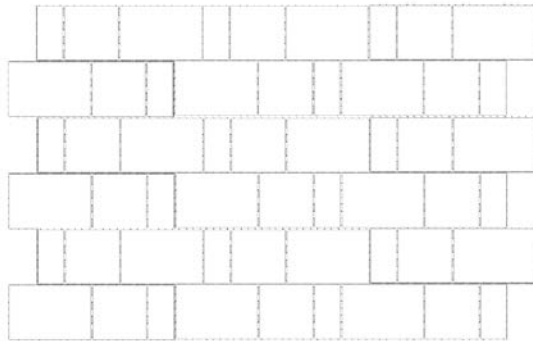
36 x 48



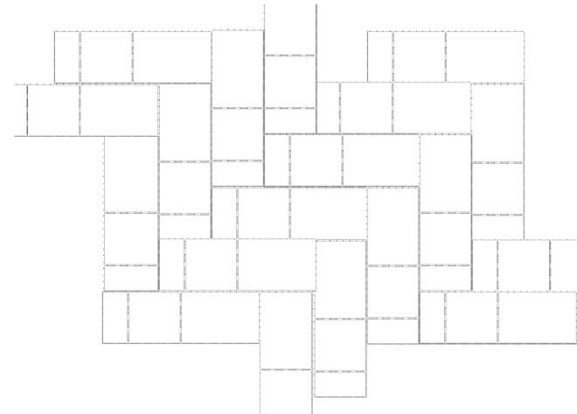
Windermere Pavers
(Ontario only).



Linear Pattern



Cluster Herringbone Pattern



Custom heads readily available
for lifting almost anything!

- Small or Large
- Smooth or Rough
- Textured Designs
- Exposed Aggregate
- Patterned
- Natural Stone



Contact your Unilock Territory Manager for more information