



# 2016 PRODUCT DATA



**UNILOCK®**  
DESIGNED TO CONNECT.™

# THE UNILOCK® DIFFERENCE

WHEN HELD, TOUCHED AND VIEWED SIDE BY SIDE, UNILOCK PRODUCTS LOOK AND FEEL DIFFERENT, AND SET THE STANDARD FOR QUALITY.



For over 40 years we've been committed to investing in the future of landscape design. Today, we continue to lead the industry with the best selection of quality products and support. We've made this commitment because at Unilock, we believe that the outside of your home should be as beautiful, functional and welcoming as the inside of your home. So, it's no surprise more families are choosing to work with architects, designers and craftsmen who recommend our products.

If you're planning to landscape your home, we're confident that you'll be inspired by all that Unilock has to offer.

## ENDURING COLOR

Concentrated color and special wear-resistant materials

## UNITED WITH

## STRENGTH

Coarser foundation that gives the stone its strength



## ENDURACOLOR™

EnduraColor products deliver durability through a perfect union: **long-lasting color united with permanent strength.**

The top portion of each stone is engineered with concentrated color and special wear-resistant materials. This is permanently united with the stone's base - a sturdier, coarser foundation designed for remarkable strength.

## ENDURACOLOR™ PLUS ARCHITECTURAL FINISHES

EnduraColor Plus Architectural Finishes promise long-lasting beauty through a proprietary blend of exclusive and superior ingredients.

### WHAT IS THE 'PLUS' IN ENDURACOLOR PLUS?

A complex blend of granite and quartz, some of nature's highest performing minerals, are combined to create ultra-realistic surface textures and unique style options that are exceptionally durable.

### A NEW STANDARD FOR EVERLASTING BEAUTY.

This symbol indicates that the product facilitates the flow of water from the surface into the joints and into the ground below. Unilock's exclusive line of permeable pavement products are recognized and awarded with internationally accepted Leadership in Energy and Environmental Design (LEED) credits required by the Green Building Rating System™ to certify green building construction.



### LOOK FOR THESE ADDITIONAL TECHNOLOGIES IN ENDURACOLOR PLUS ARCHITECTURAL FINISHES:

#### Reala™ Surface Technology

Ultra-realistic textures cast from natural stone, brick and historic cobblestones.

#### ColorFusion™ Technology

A proprietary technology that disperses color randomly for a natural, granite-like appearance.

#### EasyClean™ Stain Resistance

An integral surface protection that allows for easier cleanup of spills when they happen, and before a stain can develop.

#### Ultima™ Concrete Technology

For heavy traffic loads, this proprietary manufacturing process creates pavers and walls with up to four times the strength of poured concrete.

# TABLE OF CONTENTS

## UNIT PAVERS

2	Artline™
3	Avante Ashlar™
3	Beacon Hill Flagstone™
4	Brussels Block®
4	Brussels Fullnose™ & Double Fullnose™
5	Camelot™ & Tumbled Camelot™
4	Classic Fullnose™ & Double Fullnose™
5	Copthorne®
6	Courtstone®
6	Eco-Optiloc™
7	Eco-Priora™ Standard Finish
7	Eco-Priora™ Il Campo® Finish
8	Holland Premier™
8	Hollandstone™
9	Il Campo®
10	Natural Stone
10	Optiloc®
11	Porcelain Tile
12	Richcliff®
12	Richcliff® XL <b>NEW!</b>
13	Rivenstone™
13	Senzo™ <b>NEW!</b>
14	Series 3000®
14	Stonehenge®
15	Thornbury™
15	Town Hall™
16	Treo™ Premier & Treo™ Classic <b>NEW!</b>
16	Turfstone™
17	Umbriano®
18	Unigranite®
18	Yorkstone™


## RETAINING WALLS

19	Belmuro™ Wall <b>NEW!</b>
20	Brussels Dimensional System™
21	DuraHold®
22	DuraHold2®
23	Estate Wall™
28	Ledgestone™ Pillar Caps, Coping & Fullnose
29	Lineo™ Dimensional Stone
30	Pisa2®
31	Rivercrest® Wall
32	RomanPisa®
32	RomanStack®
33	SienaStone®
34	SplitN'Stack®

### RICHCLIFF® XL



### TREO™ PREMIER & TREO™ CLASSIC



### BELMURO™ WALL



## PRODUCT & INSTALLATION INFORMATION

35	Laying Patterns
38	Unilock Elements
40	Sealers, Cleaners, Sands and Accessories
47	Charts & Calculations
49	Important Notes
50	Finishes & Color Blends
51	Product Directory






PLATINUM



WALNUT



Random Bundle



Stones & Bundling	Unit	SqFt Per				Per Bundle		Soldier LnFt Per			Sailor LnFt per			Units Per			Lbs Per		
	Thickness	Bundle	Layer	Section	Stone	Layers	Sections	SqFt	Section	Bundle	SqFt	Section	Bundle	SqFt	Section	Bundle	Layer	Section	Bundle
Random Bundle		93.25				-	-	-	-	-	-	-	-	-	-	-	-	-	2,911
10 <sup>3</sup> / <sub>8</sub> " x 4 <sup>7</sup> / <sub>8</sub> "	2 <sup>3</sup> / <sub>4</sub> " (7cm)	-	-	-	0.227	-	-	-	-	-	-	-	-	4.40	-	32	-	-	-
13 <sup>3</sup> / <sub>8</sub> " x 4 <sup>7</sup> / <sub>8</sub> "	2 <sup>3</sup> / <sub>4</sub> " (7cm)	-	-	-	0.353	-	-	-	-	-	-	-	-	2.83	-	32	-	-	-
13 <sup>3</sup> / <sub>8</sub> " x 7 <sup>1</sup> / <sub>2</sub> "	2 <sup>3</sup> / <sub>4</sub> " (7cm)	-	-	-	0.454	-	-	-	-	-	-	-	-	2.20	-	32	-	-	-
17 <sup>3</sup> / <sub>4</sub> " x 4 <sup>7</sup> / <sub>8</sub> "	2 <sup>3</sup> / <sub>4</sub> " (7cm)	-	-	-	0.605	-	-	-	-	-	-	-	-	1.65	-	32	-	-	-
17 <sup>3</sup> / <sub>4</sub> " x 7 <sup>1</sup> / <sub>2</sub> "	2 <sup>3</sup> / <sub>4</sub> " (7cm)	-	-	-	0.454	-	-	-	-	-	-	-	-	2.20	-	32	-	-	-
6 <sup>3</sup> / <sub>4</sub> " x 4 <sup>7</sup> / <sub>8</sub> "	2 <sup>3</sup> / <sub>4</sub> " (7cm)	-	-	-	0.681	-	-	-	-	-	-	-	-	1.47	-	16	-	-	-
8 <sup>7</sup> / <sub>8</sub> " x 7 <sup>1</sup> / <sub>2</sub> "	2 <sup>3</sup> / <sub>4</sub> " (7cm)	-	-	-	0.908	-	-	-	-	-	-	-	-	1.10	-	16	-	-	-

Notes: Sold in full bundles only. Product is shipped on skids. All measurements are nominal.

**Important:** Textured surfaces require a buffer between the plate compactor and the paver surface to prevent scuffing.

Internal Use Only. ART OH

To create a one-of-a-kind custom look, Artline is also available in the three finishes below:

### IL CAMPO® FINISH



GRANITE BLEND  
SPECIAL ORDER  
MINIMUM QUANTITIES APPLY

### SERIES 3000® FINISH



BLACK GRANITE  
SPECIAL ORDER  
MINIMUM QUANTITIES APPLY

### UMBRIANO® FINISH



MIDNIGHT SKY  
SPECIAL ORDER  
MINIMUM QUANTITIES APPLY






RIVER



SIERRA



SYCAMORE



Random Bundle  
Individual units cannot be sold separately

	Unit	SqFt Per				Per Bundle		Soldier LnFt Per			Sailor LnFt per			Units Per			Lbs Per		
Stones & Bundling	Thickness	Bundle	Layer	Section	Stone	Layers	Sections	SqFt	Section	Bundle	SqFt	Section	Bundle	SqFt	Section	Bundle	Layer	Section	Bundle
Random Bundle:		90.75				-	-	-	-	-	-	-	-	-	-	-	-	-	2,883
Unit A	2¾" (7cm)	-	-	-	1.418	-	-	-		-	-		-	0.71		24	-	-	-
Unit B	2¾" (7cm)	-	-	-	1.418	-	-	-		-	-		-	0.71		16	-	-	-
Unit C	2¾" (7cm)	-	-	-	1.418	-	-	-		-	-		-	0.71		8	-	-	-
Unit D	2¾" (7cm)	-	-	-	1.418	-	-	-		-	-		-	0.71		16	-	-	-

Notes: Sold in full bundles only. Product is shipped on skids. All measurements are nominal. **Important:** Textured surfaces require a buffer between the plate compactor and the paver surface to prevent scuffing.

Internal Use Only. AVT OH

## BEACON HILL FLAGSTONE™



RIVER




SIERRA



SYCAMORE



SLATE BLUE




PLATINUM

**NEW FOR 2016**



WALNUT



Random Bundle  
Individual units cannot be sold separately

	Unit	SqFt Per				Per Bundle		Soldier LnFt Per			Sailor LnFt per			Units Per			Lbs Per		
Stones & Bundling	Thickness	Bundle	Layer	Section	Stone	Layers	Sections	SqFt	Section	Bundle	SqFt	Section	Bundle	SqFt	Section	Bundle	Layer	Section	Bundle
Random Bundle:		93.62	10.40			9	-	-	-	-	-	-	-	0.77	-	72	285	-	2,529
Large Rectangle	2⅜" (6cm)	-	-	-	2.093	-	-	-		-	-		-	0.48		18	-	-	-
Small Rectangle	2⅜" (6cm)	-	-	-	0.698	-	-	-		-	-		-	1.49		27	-	-	-
Square	2⅜" (6cm)	-	-	-	1.395	-	-	-		-	-		-	0.75		27	-	-	-

Notes: Sold in full bundles only. Product is shipped on skids. **Important:** Textured surfaces require a buffer between the plate compactor and the paver surface to prevent scuffing. **Product is not intended for vehicular applications.** All measurements are nominal.

Internal Use Only. BHF OH

## BRUSSELS BLOCK®



COFFEE CREEK



LIMESTONE



SANDSTONE



SIERRA



XL STONE  
8 1/4" x 13 3/4" x 2 3/4"  
20.8cm x 34.8cm x 7cm



STANDARD STONE  
6 7/8" x 8 1/4" x 2 3/4"  
17.4cm x 20.8cm x 7cm



HALF STONE  
4 1/8" x 6 7/8" x 2 3/4"  
10.4cm x 17.4cm x 7cm

Stones & Bundling	Unit	SqFt Per				Per Bundle		Soldier LnFt Per			Sailor LnFt per			Units Per			Lbs Per		
	Thickness	Bundle	Layer	Section	Stone	Layers	Sections	SqFt	Section	Bundle	SqFt	Section	Bundle	SqFt	Section	Bundle	Layer	Section	Bundle
Half	2 3/4" (7cm)	88.70		12.67	0.198	-	7	0.580	21.8	152.9	0.347	-	255.7	5.05	64	448		393	2,752
Standard	2 3/4" (7cm)	88.60		12.66	0.396	-	7	0.693	18.3	127.9	0.580	-	152.9	2.53	32	224		393	2,749
XL	2 3/4" (7cm)	76.51		25.50	0.797	-	3	1.168	21.8	65.5	0.698	-	109.6	1.26	32	96		782	2,347

Notes: All measurements are nominal.

Internal Use Only. BBK OH

## BRUSSELS FULLNOSE™ & BRUSSELS DOUBLE FULLNOSE™ (TUMBLED & CLASSIC)



COFFEE CREEK



LIMESTONE



SANDSTONE



SIERRA



MOCHA \*

TUMBLED FINISH


FULLNOSE CLASSIC




STANDARD  
6" x 12" x 2 3/4"  
15cm x 30cm x 7cm




DOUBLE  
6" x 12" x 2 3/4"  
15cm x 30cm x 7cm



STANDARD  
6" x 12" x 2 3/4"  
15cm x 30cm x 7cm



DOUBLE  
6" x 12" x 2 3/4"  
15cm x 30cm x 7cm



Stones & Bundling	Unit	SqFt Per				Per Bundle		Soldier LnFt Per			Sailor LnFt per			Units Per			Lbs Per		
	Thickness	Bundle	Layer	Section	Stone	Layers	Sections	SqFt	Section	Bundle	SqFt	Section	Bundle	SqFt	Section	Bundle	Layer	Section	Bundle
Standard	2 3/4" (7cm)	78.28		19.57	0.489	-	4	-	20	80	-	-	-	2.04	40	160		594	2,376
Double	2 3/4" (7cm)	78.28		19.57	0.489	-	4	-	20	80	-	-	-	2.04	40	160		594	2,376

Notes: \* Brussels Fullnose and Double Fullnose are available in the same sizes and colors in both tumbled and untumbled finish, except Mocha, which is only available in Standard Fullnose. All measurements are nominal.

Internal Use Only. BFN OH



## CAMELOT™ & TUMBLED CAMELOT™



AUTUMN RED  
CLASSIC ONLY



COFFEE CREEK  
CLASSIC & TUMBLED



RIVER  
CLASSIC & TUMBLED



LARGE RECTANGLE  
6" x 9" x 2<sup>3</sup>/<sub>8</sub>"  
15cm x 22.5cm x 6cm



SQUARE  
6" x 6" x 2<sup>3</sup>/<sub>8</sub>"  
15cm x 15cm x 6cm



Stones & Bundling	Unit Thickness	SqFt Per				Per Bundle		Soldier LnFt Per			Sailor LnFt per			Units Per			Lbs Per		
		Bundle	Layer	Section	Stone	Layers	Sections	SqFt	Section	Bundle	SqFt	Section	Bundle	SqFt	Section	Bundle	Layer	Section	Bundle
Large Rectangle	2 <sup>3</sup> / <sub>8</sub> " (6cm)	98.91		19.78	0.412	-	5	0.837	23.6	118.1	0.558	-	177.2	2.49	48	240		515	2,576
Square	2 <sup>3</sup> / <sub>8</sub> " (6cm)	91.10		13.01	0.271	-	7	0.551	23.6	165.4	0.551	-	165.4	3.69	48	336		348	2,433
Large Rectangle *	3 <sup>1</sup> / <sub>8</sub> " (8cm)	74.40		14.88	0.413	-	6	0.840	17.7	88.6	0.560	-	132.9	2.49	-	-		-	2,610
Square *	3 <sup>1</sup> / <sub>8</sub> " (8cm)	81.20		11.60	0.276	-	7	0.561	20.7	144.7	0.561	-	144.7	3.69	-	-		-	2,730

Notes: \*3<sup>1</sup>/<sub>8</sub>" (8cm) thick units available by special order only. 8cm full bundle only. 8cm only in Classic. Minimum quantities apply.  
All measurements are nominal.

Internal Use Only. CAM OH

## COPTHORNE®

**ENDURACOLOR®**  
PLUS ARCHITECTURAL FINISHES



BURGUNDY RED



BURNT CLAY



OLD OAK



BURGUNDY RED/  
BURNT CLAY/OLD OAK  
Sold Separately/  
Blended on Site



BASALT



STANDARD  
2<sup>1</sup>/<sub>2</sub>" x 7<sup>7</sup>/<sub>8</sub>" x 2<sup>3</sup>/<sub>8</sub>"  
6.5cm x 20cm x 6cm

### PRODUCT TECHNOLOGY

#### Reala™ Surface Technology

Ultra-realistic textures cast from natural stone, brick and historic cobblestones.

#### Ultima™ Concrete Technology

This proprietary manufacturing process creates pavers and walls with up to four times the strength of poured concrete.



Stones & Bundling	Unit Thickness	SqFt Per				Per Bundle		Soldier LnFt Per			Sailor LnFt per			Units Per			Lbs Per		
		Bundle	Layer	Section	Stone	Layers	Sections	SqFt	Section	Bundle	SqFt	Section	Bundle	SqFt	Section	Bundle	Layer	Section	Bundle
Standard	2 <sup>3</sup> / <sub>8</sub> " (6cm)	89.20	11.15		0.149	8	-	0.708	-	126.0	0.227	-	393.7	6.73	-	600	294	-	2,349

Notes: **Sold in full bundles only** on a refundable skid. All measurements are nominal. **Important:** A urethane rubber paver mat must be used to prevent scuffing. Read the Polymeric Sand advisory on page 42. Contact Unilock for information.

Internal Use Only. COP ON





BASALT



BELGIAN BLUE



DAWN MIST



PEBBLE TAUPE

BASALT/  
BELGIAN BLUE  
Sold Separately/  
Blended on SiteDAWN MIST/  
PEBBLE TAUPE  
Sold Separately/  
Blended on Site

## PRODUCT TECHNOLOGY






## Reala™ Surface Technology

Ultra-realistic textures cast from natural stone, brick and historic cobblestones.

## Ultima™ Concrete Technology

This proprietary manufacturing process creates pavers and walls with up to four times the strength of poured concrete.



					Random Bundle Individual units cannot be sold separately
XL RECTANGLE 5 <sup>1</sup> / <sub>8</sub> " x 8 <sup>3</sup> / <sub>8</sub> " x 2 <sup>3</sup> / <sub>8</sub> " 13cm x 21.5cm x 6cm	LG RECTANGLE 5 <sup>1</sup> / <sub>8</sub> " x 7 <sup>1</sup> / <sub>4</sub> " x 2 <sup>3</sup> / <sub>8</sub> " 13cm x 18.5cm x 6cm	RECTANGLE 5 <sup>1</sup> / <sub>8</sub> " x 6 <sup>1</sup> / <sub>2</sub> " x 2 <sup>3</sup> / <sub>8</sub> " 13cm x 16.5cm x 6cm	SM RECTANGLE 5 <sup>1</sup> / <sub>8</sub> " x 5 <sup>3</sup> / <sub>4</sub> " x 2 <sup>3</sup> / <sub>8</sub> " 13cm x 14.5cm x 6cm	SQUARE 5 <sup>1</sup> / <sub>8</sub> " x 5 <sup>1</sup> / <sub>8</sub> " x 2 <sup>3</sup> / <sub>8</sub> " 13cm x 13cm x 6cm	

Stones & Bundling	Unit Thickness	SqFt Per				Per Bundle		Soldier LnFt Per			Sailor LnFt per			Units Per			Lbs Per		
		Bundle	Layer	Section	Stone	Layers	Sections	SqFt	Section	Bundle	SqFt	Section	Bundle	SqFt	Section	Bundle	Layer	Section	Bundle
Random Full Bundle		98.30	12.29			8	-	0.600	-	163.8	0.444	-	221.5	-	-	-	291	-	2,326
Large Rectangle	2 <sup>3</sup> / <sub>8</sub> " (6cm)	-	-	-	0.259	-	-	0.607		27.3	0.427		38.8	3.86		64	-	-	-
Rectangle	2 <sup>3</sup> / <sub>8</sub> " (6cm)	-	-	-	0.231	-	-	0.541		27.3	0.427		34.6	4.33		64	-	-	-
Small Rectangle	2 <sup>3</sup> / <sub>8</sub> " (6cm)	-	-	-	0.203	-	-	0.476		27.3	0.427		30.4	4.93		64	-	-	-
Square	2 <sup>3</sup> / <sub>8</sub> " (6cm)	-	-	-	0.182	-	-	0.427		27.3	0.427		27.3	5.50		64	-	-	-
XL Rectangle	2 <sup>3</sup> / <sub>8</sub> " (6cm)	-	-	-	0.301	-	-	0.705		54.6	0.427		90.3	3.32		128	-	-	-

Notes: \*Sold in full bundles only and is shipped on a refundable skid. All measurements are nominal. Important: Textured surfaces require a buffer between the plate compactor and the paver surface to prevent scuffing. Read the Polymeric Sand advisory on page 42. Contact Unilock for information.

Internal Use Only. CRT ON

## ECO-OPTILOC™



NATURAL



RIVER

STANDARD  
10<sup>1</sup>/<sub>4</sub>" x 10<sup>1</sup>/<sub>4</sub>" x 3<sup>1</sup>/<sub>8</sub>"  
26cm x 26cm x 8cm

Stones & Bundling	Unit Thickness	SqFt Per				Per Bundle		Soldier LnFt Per			Sailor LnFt per			Units Per			Lbs Per		
		Bundle	Layer	Section	Stone	Layers	Sections	SqFt	Section	Bundle	SqFt	Section	Bundle	SqFt	Section	Bundle	Layer	Section	Bundle
Standard	3 <sup>1</sup> / <sub>8</sub> " (8cm)	84.40			0.502	-	-	-	-		-	-	-	1.99	-	168		-	2,818


Notes: Most standard colors are available but are special order only and subject to minimum quantities. Contact your representative for details. This product is optimized for mechanical installation. Product is available in full bundles only and is shipped on skids. All measurements are nominal. Contact Unilock for information.

Internal Use Only. EOP OH

## ECO-PRIORA™ STANDARD



RIVER



LARGE SQUARE  
10" x 10" x 3/8"  
24cm x 24cm x 8cm  
**SPECIAL ORDER**



RECTANGLE  
5" x 10" x 3/8"  
12cm x 24cm x 8cm



Stones & Bundling	Unit	SqFt Per				Per Bundle		Soldier LnFt Per			Sailor LnFt per			Units Per			Lbs Per		
	Thickness	Bundle	Layer	Section	Stone	Layers	Sections	SqFt	Section	Bundle	SqFt	Section	Bundle	SqFt	Section	Bundle	Layer	Section	Bundle
Rectangle **	3/8" (8cm)	74.59			0.344	-	-	0.873	-	85.4	0.437	-	170.9	3.28	-	217		-	2,669
Large Square	3/8" (8cm)	86.6			0.618					110			-	1.61		140			3,098

Notes: **River is available in 5x10 as a stock item.** \*\* 5x10 bundles also contain 56 5x5 units (\*217 5x10) for your convenience. Sold in full bundles only and is shipped on skids. Eco-Priora™ can be manufactured in a variety of custom colors and textures. Minimum quantities may apply. Specially graded aggregates must be used for the joints. Contact Unilock for information. All measurements are nominal.

Internal Use Only. EPA OH

## ECO-PRIORA™ IL CAMPO® FINISH


**ENDURACOLOR™**



HERITAGE BROWN  
**SPECIAL ORDER**



SIERRA  
**SPECIAL ORDER**



LARGE SQUARE\*  
10" x 10" x 3/8"  
24cm x 24cm x 8cm  
**SPECIAL ORDER**




RECTANGLE  
5" x 10" x 3/8"  
12cm x 24cm x 8cm  
**SPECIAL ORDER**


**CUSTOM COLORS & FINISHES AVAILABLE**



STANDARD FINISH



WASHED FINISH



BRUSHED FINISH



Stones & Bundling	Unit	SqFt Per				Per Bundle		Soldier LnFt Per			Sailor LnFt per			Units Per			Lbs Per		
	Thickness	Bundle	Layer	Section	Stone	Layers	Sections	SqFt	Section	Bundle	SqFt	Section	Bundle	SqFt	Section	Bundle	Layer	Section	Bundle
Large Square	3/8" (8cm)	86.6			0.618		-	-		110	-	-	-	1.61		140			3,098
Rectangle	3/8" (8cm)	74.59			0.344	-	-	0.873	-	96	0.437	-	170.9	3.28	-	217		-	2,669

Notes: **\*Special order, minimum quantities apply.** \*\* 5x10 bundles also contain 56 5x5 units (\*217 5x10) for your convenience. Sold in full bundles only and shipped on skids. Eco-Priora can be manufactured in a variety of custom colors and textures. Minimum quantities may apply. Specially graded aggregates must be used for the joints. Contact Unilock for information. All measurements are nominal.

Internal Use Only. EPA ILC CH



MOCHA



HOLLAND PREMIER  
4" x 8" x 2 3/8"  
10cm x 20cm x 6cm



Stones & Bundling	Unit Thickness	SqFt Per				Per Bundle		Soldier LnFt Per			Sailor LnFt per			Units Per			Lbs Per		
		Bundle	Layer	Section	Stone	Layers	Sections	SqFt	Section	Bundle	SqFt	Section	Bundle	SqFt	Section	Bundle	Layer	Section	Bundle
Holland Premier:																			
4" x 8"	2 3/8" (6cm)	106.40		17.73	0.219	-	6	0.667	26.6	159.4	0.334	-	318.9	4.57	-	486		463	2,777

Notes: **\*Sold in full bundles only.** **Important:** Textured surfaces require a buffer between the plate compactor and the paver surface to prevent scuffing. All measurements are nominal.

Internal Use Only. HPR OH

## HOLLANDSTONE™



CHARCOAL



COFFEE CREEK



HOLLANDSTONE  
RIVER



HOLLANDSTONE  
RUSTIC RED



HOLLANDSTONE  
4" x 8" x 2 3/8"  
10cm x 20cm x 6cm



Stones & Bundling	Unit Thickness	SqFt Per				Per Bundle		Soldier LnFt Per			Sailor LnFt per			Units Per			Lbs Per		
		Bundle	Layer	Section	Stone	Layers	Sections	SqFt	Section	Bundle	SqFt	Section	Bundle	SqFt	Section	Bundle	Layer	Section	Bundle
Hollandstone:																			
4" x 8"	2 3/8" (6cm)	106.40		17.73	0.219	-	6	0.667	26.6	159.4	0.334	-	318.9	4.57	81	486		463	2,777
4" x 8" - 3 1/8"/8cm *	3 1/8" (8cm)	82.50			0.218	-	-	0.665	-	124.0	0.333	-	248.0	4.58	-	378		-	2,985

Notes: **\*8cm product is special order and subject to minimum quantities.** All measurements are nominal.

Internal Use Only. HOL OH






RIVER



SIERRA



Large Rectangle  
13¾" x 16½" x 2¾"  
35cm x 42cm x 7cm

Medium Rectangle  
13¾" x 8¼" x 2¾"  
35cm x 21cm x 7cm

Small Rectangle  
6⅞" x 8¾" x 2¾"  
17.3cm x 21cm x 7cm

Random Bundle  
Individual units cannot  
be sold separately

DARK  
CHARCOAL

MOCHA



4" x 8" x 2¾"  
10cm x 20cm x 7cm



OHIO																			
Stones & Bundling	Unit	SqFt Per				Per Bundle		Soldier LnFt Per			Sailor LnFt per			Units Per			Lbs Per		
	Thickness	Bundle	Layer	Section	Stone	Layers	Sections	SqFt	Section	Bundle	SqFt	Section	Bundle	SqFt	Section	Bundle	Layer	Section	Bundle
4" x 8"	2¾" (7cm)	94.60			0.219	-	-	0.667	-	141.7	0.334	-	283.5	4.57	-	432	-	-	2,953
Random Bundle:		88.61				-	-	-	-	-	-	-	-	-	-	-	-	-	2,766
13¾" x 16½"	2¾" (7cm)	-	-	-	1.582	-	-	-	-	-	-	-	-	0.63		32	-	-	-
13¾" x 8¼"	2¾" (7cm)	-	-	-	0.791	-	-	-	-	-	-	-	-	1.26		32	-	-	-
6⅞" x 8¾"	2¾" (7cm)	-	-	-	0.391	-	-	-	-	-	-	-	-	2.56		32	-	-	-


COFFEE CREEK  
SPECIAL ORDERHERITAGE BROWN  
SPECIAL ORDERDARK  
CHARCOAL

6" x 8" x 2¾"  
15cm x 20cm x 7cm  
DARK CHARCOAL  
NOT SPECIAL ORDER

Granite Blend  
is available  
in Artline™  
sizes:



GRANITE BLEND  
SPECIAL ORDER  
MINIMUM  
QUANTITIES  
APPLY



12" x 12" x 2¾"  
30cm x 30cm x 7cm  
SPECIAL ORDER



4" x 12" x 2¾"  
10cm x 30cm x 7cm  
SPECIAL ORDER



6" x 8" x 2¾"  
15cm x 20cm x 7cm  
SPECIAL ORDER



6" x 8" x 2¾" / 3⅛"  
15cm x 20cm x 7cm / 8cm  
SPECIAL ORDER



6" x 6" x 2¾" / 3⅛"  
15cm x 15cm x 7cm / 8cm  
SPECIAL ORDER



4" x 6" x 2¾" / 3⅛"  
10cm x 15cm x 7cm / 8cm  
SPECIAL ORDER

Random Bundle  
Individual units cannot  
be sold separately

ONTARIO																			
Stones & Bundling	Unit	SqFt Per				Per Bundle		Soldier LnFt Per			Sailor LnFt per			Units Per			Lbs Per		
	Thickness	Bundle	Layer	Section	Stone	Layers	Sections	SqFt	Section	Bundle	SqFt	Section	Bundle	SqFt	Section	Bundle	Layer	Section	Bundle
12" x 12"	2¾" (7cm)	93.04			0.969	-	-	0.985	-	94.5	0.985	-	94.5	1.03	-	96	-	-	3,140
4" x 12"	2¾" (7cm)	93.04			0.323	-	-	0.985	-	94.5	0.328	-	283.5	3.10	-	288	-	-	3,140
6" x 8"	2¾" (7cm)	93.04			0.323	-	-	0.656	-	141.7	0.492	-	189.0	3.10	-	288	-	-	3,140
Random Bundle:		89.12				-	-	-	-	-	-	-	-	-	-	-	-	-	3,008
4" x 6"	2¾" (7cm)	-	-	-	0.161	-	-	-	-	-	-	-	-	6.19		64	-	-	-
6" x 6"	2¾" (7cm)	-	-	-	0.242	-	-	-	-	-	-	-	-	4.13		112	-	-	-
6" x 8"	2¾" (7cm)	-	-	-	0.323	-	-	-	-	-	-	-	-	3.10		160	-	-	-

Notes: Sold in full bundles only. Product is shipped on skids. \*\*Coffee Creek & Heritage Brown are available by special order only. Dark Charcoal is special order, except in 4" x 8 and 6" x 8" sizes. Minimum quantities apply. All measurements are nominal. Important: Textured surfaces require a buffer between the plate compactor and the paver surface to prevent scuffing. Read the Polymeric Sand advisory on page 42. Contact Unilock for information.

Internal Use Only. ILC ON

## NATURAL STONE

### SANDSTONE



STONE  
CLIFF GREY




INDIAN COAST

### LIMESTONE



BLACK RIVER



Random Pack  
12 of each

12" x 24" x 7/8"  
297 x 600 x 22mm

18" x 24" x 7/8"  
447 x 600 x 22mm

24" x 24" x 7/8"  
600 x 600 x 22mm

24" x 36" x 7/8"  
600 x 905 x 22mm

24" x 36" x 7/8"  
600 x 900 x 22mm



NATURAL EDGE COPING  
12" x 48" x 2"  
30cm x 120cm x 5cm



Stones & Bundling	Unit Thickness	SqFt Per		LnFt Per		Units Per		Lbs Per	
		Crate	Stone	Unit	Crate	SqFt	Crate	Unit	Crate
24" x 36"	.87" (2.2cm)	180	6			0.17	30	71.63	2,149
Random Pack		174	2-6				48	22.4 - 71.6	2,265
12" x 24"	.87" (2.2cm)	22.6	2			0.5	12		
18" x 24"	.87" (2.2cm)	34.7	3			0.3	12		
24" x 24"	.87" (2.2cm)	46.5	4			0.25	12		
24" x 36"	.87" (2.2cm)	70.2	6			0.17	12		
12" x 48" Coping	2" (5cm)			4	80		20	105.8	2,116

Notes: **Product is sold in full crates only.** **Important:** Textured surfaces require a buffer between the plate compactor and the paver surface to prevent scuffing.

## OPTILOC®



NATURAL




STANDARD  
10 1/4" x 10 1/4" x 3 1/8"  
26cm x 26cm x 8cm  
**SPECIAL ORDER**


### CUSTOM COLORS & FINISHES AVAILABLE



STANDARD FINISH



BRUSHED FINISH



WASHED FINISH



Stones & Bundling	Unit Thickness	SqFt Per				Per Bundle		Soldier LnFt Per			Sailor LnFt per			Units Per			Lbs Per		
		Bundle	Layer	Section	Stone	Layers	Sections	SqFt	Section	Bundle	SqFt	Section	Bundle	SqFt	Section	Bundle	Layer	Section	Bundle
Standard	3 1/8" (8cm)	77.33			0.537	-	-	-	-		-	-	-	1.86	-	144		-	2,801

Notes: **\*Available by special order only.** Minimum quantities apply. Optiloc can be manufactured in a variety of custom colors and textures. Minimum quantities may apply. Contact Unilock for information. This product is optimized for mechanical installation. Full bundles only. All measurements are nominal.

Internal Use Only. OPL OH

# PORCELAIN



DAVINCI DRIFTWOOD



EPOKAL BEIGE SCURO



EPOKAL GREY



GOHAM GREY



TRAVSTONE BEIGE



DAVINCI BIRCH  
SPECIAL ORDER



EPOKAL BEIGE  
SPECIAL ORDER



GOHAM BEIGE  
SPECIAL ORDER



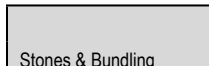
GOHAM NERO  
SPECIAL ORDER




GRAUSTEIN



GOLDEN STONE



BEOLA BIANCA  
SPECIAL ORDER



24" x 24" x 3/4"  
60cm x 60cm x 2cm



16" x 32" x 3/4"  
60cm x 60cm x 2cm

Stones & Bundling	Unit	SqFt Per			Boxes	Units Per		Lbs Per		
	Thickness	Unit	Box	Crate	/Crate	Box	Crate	SqFt	Box	Crate
STOCK:										
DaVinci Driftwood (60 x 60cm) 24" x 24	.75" (2cm)	3.875	7.75	248	32	2	64	9.04	70.1	2,293
Epokal Beige Scuro (40 x 80cm) 16" x 32	.75" (2cm)	3.445	6.89	165.36	24	2	48	9.04	62.3	1,541
Epokal Grey (40 x 80cm) 16" x 32	.75" (2cm)	3.445	6.89	165.36	24	2	48	9.04	62.3	1,541
Gotham Grey (60 x 60cm) 24" x 24"	.75" (2cm)	3.875	-	255.76	-	-	66	9.23	-	2,360
Travestone Beige (60 x 60cm) 24" x 24"	.75" (2cm)	3.875	-	255.76	-	-	66	9.23	-	2,360
Graustein (60 x 60cm) 24" x 24"	.75" (2cm)	3.875	7.75	232.5	30	2	60	9	72.6	2,178
Golden Stone (60 x 60cm) 24" x 24"	.75" (2cm)	3.875	7.75	232.5	30	2	60	9	72.6	2,178
SPECIAL ORDER:										
DaVinci Birch (60 x 60cm) 24" x 24"	.75" (2cm)	3.875	7.75	248	32	2	64	9.04	70.1	2,293
Epokal Beige (40 x 80cm) 16" x 32	.75" (2cm)	3.445	6.89	165.36	24	2	48	9.04	62.3	1,541
Gotham Beige (60 x 60cm) 24" x 24"	.75" (2cm)	3.875	-	255.76	-	-	66	9.23	-	2,360
Gotham Nero (60 x 60cm) 24" x 24"	.75" (2cm)	3.875	-	255.76	-	-	66	9.23	-	2,360
Travestone Noce (60 x 60cm) 24" x 24"	.75" (2cm)	3.875	-	255.76	-	-	66	9.23	-	2,360
Beola Bianca (60 x 60cm) 24" x 24"	.75" (2cm)	3.875	7.75	232.5	30	2	60	9	72.6	2,178

Notes: **Product is sold in full crates only. For pedestal applications, please contact your Unilock Territory Manager.** Important: Textured surfaces require a buffer between the plate compactor and the paver surface to prevent scuffing.





DAWN MIST



PEBBLE TAUPE



DAWN MIST/  
PEBBLE TAUPE  
Sold Separately/  
Blended on Site

**PRODUCT  
TECHNOLOGY**

**Reala™ Surface  
Technology**

Ultra-realistic textures  
cast from natural  
stone, brick and  
historic cobblestones.

**Ultima™ Concrete  
Technology**

This proprietary  
manufacturing  
process creates  
pavers and walls with  
up to four times the  
strength of poured  
concrete.



			Random Bundle Individual units cannot be sold separately
<b>LARGE RECTANGLE</b> 12" x 9" x 2 3/8" 30cm x 22.6cm x 6cm	<b>SQUARE</b> 9" x 9" x 2 3/8" 22.6cm x 22.6cm x 6cm	<b>SMALL RECTANGLE</b> 6" x 9" x 2 3/8" 15cm x 22.6cm x 6cm	

Stones & Bundling	Unit Thickness	SqFt Per				Per Bundle		Soldier LnFt Per			Sailor LnFt per			Units Per			Lbs Per		
		Bundle	Layer	Section	Stone	Layers	Sections	SqFt	Section	Bundle	SqFt	Section	Bundle	SqFt	Section	Bundle	Layer	Section	Bundle
Random Bundle		90.30	11.29		0.564	8	-	-	-	-	0.673	-	134.2	1.77	-	160	309	-	2,472
Large Rectangle	2 3/8" (6cm)	-	-	-	0.730	-	-	-	-	-	0.741	-	63.0	1.37	-	64	-	-	-
Small Rectangle	2 3/8" (6cm)	-	-	-	0.365	-	-	-	-	-	0.492	-	47.5	2.74	-	64	-	-	-
Square	2 3/8" (6cm)	-	-	-	0.550	-	-	-	-	-	0.741	-	23.7	1.82	-	32	-	-	-

Notes: Sold in full bundles only. Product is shipped on skids. All measurements are nominal. **Important:** Textured surfaces require a buffer between the plate compactor and the paver surface to prevent scuffing. **Read the Polymeric Sand advisory on page 42.** Contact Unilock for information.

Internal Use Only. RIC ON



DAWN MIST




PEBBLE TAUPE



SAVANNAH



SMOKE SHALE



12" x 36" x 2 3/4"  
(30cm x 90cm x 7cm)



18" x 36" x 2 3/4"  
(45cm x 90cm x 7cm)



18" x 36" x 4"  
(10cm x 30cm x 10cm)  
**SPECIAL ORDER**



Stones & Bundling	Unit Thickness	SqFt Per				Per Bundle		Soldier LnFt Per			Sailor LnFt per			Units Per			Lbs Per		
		Bundle	Layer	Section	Stone	Layers	Sections	SqFt	Section	Bundle	SqFt	Section	Bundle	SqFt	Section	Bundle	Layer	Section	Bundle
12" x 36" (2 3/4")	2 3/4" (7cm)	69.75	8.72		2.906	8	-	-	-	-	-	-	-	0.34	-	24	290	-	2,319
18" x 36" (2 3/4")	2 3/4" (7cm)	69.75	8.72		4.359	8	-	-	-	-	-	-	-	0.23	-	16	290	-	2,319
18" x 36" (4")	4" (10cm)	43.59	8.72		4.359	5	-	-	-	-	-	-	-	0.23	-	10	414	-	2,071

Notes: **Sold as full bundles only** on a refundable skid. All measurements are nominal. **Important:** Textured surfaces require a buffer between the plate compactor and the paver surface to prevent scuffing. **Read the Polymeric Sand advisory and review Polymeric Sand and Sealer Usage chart on page 42.** Contact Unilock for information.

Internal Use Only. RCX ON



BLUESTONE




CANYON


### PRODUCT TECHNOLOGY

#### Reala™ Surface Technology


Ultra-realistic textures cast from natural stone, brick and historic cobblestones.




24" x 24" x 1 3/4"  
60cm x 60cm  
x 4.5cm



18" x 24" x 1 3/4"  
45cm x 60cm  
x 4.5cm



18" x 18" x 1 3/4"  
45cm x 45cm  
x 4.5cm



12" x 24" x 1 3/4"  
30cm x 60cm  
x 4.5cm



12" x 12" x 1 3/4"  
30cm x 30cm  
x 4.5cm



Stones & Bundling	Unit	SqFt Per				Per Bundle		Soldier LnFt Per			Sailor LnFt per			Units Per			Lbs Per		
	Thickness	Bundle	Layer	Section	Stone	Layers	Sections	SqFt	Section	Bundle	SqFt	Section	Bundle	SqFt	Section	Bundle	Layer	Section	Bundle
12" x 12"	1 3/4" (4.5cm)	36.00			1.000	-	-	-	-		-	-	-	1.00	-	36		-	705
12" x 24"	1 3/4" (4.5cm)	36.00			2.000	-	-	-	-		-	-	-	0.50	-	18		-	712
18" x 18"	1 3/4" (4.5cm)	81.00			2.250	-	-	-	-		-	-	-	0.44	-	36		-	1,550
18" x 24"	1 3/4" (4.5cm)	54.00			3.000	-	-	-	-		-	-	-	0.33	-	18		-	1,013
24" x 24"	1 3/4" (4.5cm)	72.00			4.000	-	-	-	-		-	-	-	0.25	-	18		-	1,321

Notes: Rivenstone™ is packaged on a specially designed refundable skid. Do not use a vibratory plate compactor for the final surface compaction.

**Product is not intended for vehicular applications.** All measurements are nominal. [Read the Polymeric Sand advisory on page 42.](#)

Internal Use Only. RIV CH

## SENZO™

**ENDURACOLOR™**  
PLUS ARCHITECTURAL FINISHES

**New**  
for 2016



CASTANO



CREMA



NUVOLA

### PRODUCT TECHNOLOGY

#### EasyClean™ Stain Resistance

An integral surface protection that allows for easier cleanup of spills when they happen, and before a stain can develop.



LARGE SQUARE  
16" x 16" x 2 3/4"  
41.6cm x 41.6cm x 7cm



RECTANGLE  
8" x 16" x 2 3/4"  
20.8cm x 41.6cm x 7cm



SQUARE  
8" x 8" x 2 3/4"  
20.8cm x 20.8cm x 7cm



Stones & Bundling	Unit	SqFt Per				Per Bundle		Soldier LnFt Per			Sailor LnFt per			Units Per			Lbs Per		
	Thickness	Bundle	Layer	Section	Stone	Layers	Sections	SqFt	Section	Bundle	SqFt	Section	Bundle	SqFt	Section	Bundle	Layer	Section	Bundle
16" x 16"	2 3/4" (7cm)	82.67	10.33		1.722	8	-	-	-		-	-	-	0.58	-	48	331	-	2,647
8" x 16"	2 3/4" (7cm)	82.67	10.33		0.861	8	-	-	-		-	-	-	1.16	-	96	331	-	2,647
8" x 8"	2 3/4" (7cm)	82.67	10.33		0.431	8	-	-	-		-	-	-	2.32	-	192	331	-	2,647

Notes: Product sold at factory in full bundle quantities. Product is shipped on skids. Colors shown should be used only as a guide. Colors should always be chosen from actual samples. All measurements are nominal. Important: Textured surfaces require a buffer between the plate compactor and the paver surface to prevent scuffing. [Read the Polymeric Sand advisory on page 42.](#)

Internal Use Only. SZO ON

## SERIES 3000®

**ENDURACOLOR®**  
PLUS ARCHITECTURAL FINISHES



BLACK GRANITE



CRYSTAL ROSE



ICE GREY




MOUNTAIN MIST



BLACK GRANITE

ARTLINE  
SERIES 3000®  
FINISH



12" x 12" x 2 3/4"  
30cm x 30cm x 7cm



6" x 12" x 2 3/4"  
15cm x 30cm x 7cm



6" x 6" x 2 3/4"  
15cm x 15cm x 7cm



4" x 8" x 2 3/4"  
10cm x 20cm x 7cm

Available in Black Granite only.

Stones & Bundling	Unit	SqFt Per				Per Bundle		Soldier LnFt Per			Sailor LnFt per			Units Per			Lbs Per		
	Thickness	Bundle	Layer	Section	Stone	Layers	Sections	SqFt	Section	Bundle	SqFt	Section	Bundle	SqFt	Section	Bundle	Layer	Section	Bundle
Georgetown Manufacturing																			
12" x 12"	2 3/4" (7cm)	93.04		23.26	0.969	-	4	0.985	23.6	94.5	0.985	-	94.5	1.03	24	96		785	3,140
6" x 12"	2 3/4" (7cm)	93.04		23.26	0.485	-	4	0.985	23.6	94.5	0.492	-	189.0	2.06	48	192		785	3,140
6" x 6"	2 3/4" (7cm)	93.00		11.63	0.242	-	8	0.492	23.6	188.9	0.492	-	188.9	4.13	48	384		380	3,038
4" x 8"	2 3/4" (7cm)	94.56		15.76	0.219	-	6	0.667	23.6	141.7	0.334	-	283.3	4.57	72	432		503	3,019

Notes: Custom colors and finishes available. Minimum quantities apply. See terms and conditions. All measurements are nominal. **Important:** Textured surfaces require a buffer between the plate compactor and the paver surface to prevent scuffing. **Read the Polymeric Sand advisory on page 42.**

Internal Use Only. S3K ON

## STONEHENGE®




COFFEE CREEK



RIVER



SIERRA



LARGE SQUARE  
12" x 12" x 2 3/4"  
30cm x 30cm x 7cm



RECTANGLE  
6" x 12" x 2 3/4"  
15cm x 30cm x 7cm



SMALL SQUARE  
6" x 6" x 2 3/4"  
15cm x 15cm x 7cm



Stones & Bundling	Unit	SqFt Per				Per Bundle		Soldier LnFt Per			Sailor LnFt per			Units Per			Lbs Per		
	Thickness	Bundle	Layer	Section	Stone	Layers	Sections	SqFt	Section	Bundle	SqFt	Section	Bundle	SqFt	Section	Bundle	Layer	Section	Bundle
12" x 12"	2 3/4" (7cm)	93.04		23.26	0.969	-	4	0.985	23.6	94.5	0.985	-	94.5	1.03	24	96		713	2,852
6" x 12"	2 3/4" (7cm)	93.93		23.48	0.489	-	4	0.994	23.6	94.5	0.497	-	189.0	2.04	48	192		708	2,833
6" x 6"	2 3/4" (7cm)	93.04		11.63	0.242	-	8	0.492	23.6	189.0	0.492	-	189.0	4.13	48	384		351	2,808

Notes: All measurements are nominal.

Internal Use Only. STH OH





BAVARIAN




SIERRA



SYCAMORE



LARGE RECTANGLE  
13¾" x 16½" x 2¾"  
35cm x 42cm x 7cm



MEDIUM RECTANGLE  
13¾" x 8¼" x 2¾"  
35cm x 21cm x 7cm



SMALL RECTANGLE  
6⅞" x 8¼" x 2¾"  
17.3cm x 21cm x 7cm

Random Bundle  
Individual units cannot  
be sold separately



Stones & Bundling	Unit Thickness	SqFt Per				Per Bundle		Soldier LnFt Per			Sailor LnFt per			Units Per			Lbs Per		
		Bundle	Layer	Section	Stone	Layers	Sections	SqFt	Section	Bundle	SqFt	Section	Bundle	SqFt	Section	Bundle	Layer	Section	Bundle
Random Bundle		88.61				-	-	-	-	-	-	-	-	-	-	-	-	-	2,638
Large Rectangle	2¾" (7cm)	-	-	-	1.582	-	-	-	-	-	-	-	-	0.63	-	32	-	-	-
Medium Rectangle	2¾" (7cm)	-	-	-	0.791	-	-	-	-	-	-	-	-	1.26	-	32	-	-	-
Small Rectangle	2¾" (7cm)	-	-	-	0.391	-	-	-	-	-	-	-	-	2.56	-	32	-	-	-

Notes: Sold in full bundles only on a refundable skid. Contact Unilock for information. All measurements are nominal.  
**Important:** Textured surfaces require a buffer between the plate compactor and the paver surface to prevent scuffing.

Internal Use Only. THB OH



BURGUNDY RED



BURNT CLAY



OLD OAK



3 COLOR BLEND  
Blended on Site



BASALT



HERITAGE RED



HERITAGE CLAY



HERITAGE 2 COLOR BLEND  
Blended on Site



STANDARD  
4" x 9¾" x 2¾"  
10cm x 25cm x 7cm

#### PRODUCT TECHNOLOGY

##### Reala™ Surface Technology

Ultra-realistic textures cast from natural stone, brick and historic cobblestones.

##### Ultima™ Concrete Technology

This proprietary manufacturing process creates pavers and walls with up to four times the strength of poured concrete.



Stones & Bundling	Unit Thickness	SqFt Per				Per Bundle		Soldier LnFt Per			Sailor LnFt per			Units Per			Lbs Per		
		Bundle	Layer	Section	Stone	Layers	Sections	SqFt	Section	Bundle	SqFt	Section	Bundle	SqFt	Section	Bundle	Layer	Section	Bundle
Ayr Manufacturing																			
Standard	2¾" (7cm)	88.41	11.05		0.276	8	-	0.818	-	108.1	0.337	-	262.5	3.62	-	320	361	-	2,888

Notes: Sold in full bundles only on a refundable skid. All measurements are nominal. **Important:** A urethane rubber paver mat must be used to prevent scuffing. Read the Polymeric Sand advisory on page 42. Contact Unilock for information.

Internal Use Only. TWH ON

# TREO™ CLASSIC & PREMIER

ENDURACOLOR™

New  
for 2016



COFFEE CREEK  
CLASSIC



RIVER  
CLASSIC



RIVER  
PREMIER  
ENDURACOLOR



SIERRA  
PREMIER ONLY  
ENDURACOLOR



			Random Bundle Individual units cannot be sold separately
LARGE RECTANGLE 13¼" x 8⅞" x 2⅝" (33.75cm x 22.5cm x 6cm)	SQUARE 8⅞" x 8⅞" x 2⅝" (22.5cm x 22.5cm x 6cm)	SMALL RECTANGLE 4½" x 8⅞" x 2⅝" (11.25cm x 22.5cm x 6cm)	

Stones & Bundling	Unit Thickness	SqFt Per				Per Bundle		Soldier LnFt Per			Sailor LnFt per			Units Per			Lbs Per		
		Bundle	Layer	Section	Stone	Layers	Sections	SqFt	Section	Bundle	SqFt	Section	Bundle	SqFt	Section	Bundle	Layer	Section	Bundle
Random Full Bundle:		94.32				-	-	-	-	-	-	-	-	-	-	-	-	-	2,562
Large Rectangle	2⅝" (6cm)	-	-	-	0.793	-	-	-	-	-	-	-	-	1.26	-	45	-	-	-
Small Rectangle	2⅝" (6cm)	-	-	-	0.258	-	-	-	-	-	-	-	-	3.87	-	117	-	-	-
Square	2⅝" (6cm)	-	-	-	0.526	-	-	-	-	-	-	-	-	1.90	-	54	-	-	-

Notes: **Sold in full bundles only** on a refundable skid. All measurements are nominal. **Important:** Textured surfaces require a buffer between the plate compactor and the paver surface to prevent scuffing. Contact Unilock for information.

Internal Use Only. TRO NY

# TURFSTONE™



NATURAL



STANDARD  
16" x 24" x 3⅝"  
40cm x 60cm x 8cm



Stones & Bundling	Unit Thickness	SqFt Per				Per Bundle		Soldier LnFt Per			Sailor LnFt per			Units Per			Lbs Per		
		Bundle	Layer	Section	Stone	Layers	Sections	SqFt	Section	Bundle	SqFt	Section	Bundle	SqFt	Section	Bundle	Layer	Section	Bundle
Standard - 16" x 24"	3⅝" (8cm)	70.00			2.500	-	-	-	-		-	-	-	0.40	-	28		-	1,649

Notes: Sold in full bundles only on a refundable skid. Do not use a plate compactor on Turfstone™. All measurements are nominal.

Internal Use Only. TFS ON



AUTUMN SUNSET



MIDNIGHT SKY



WINTER MARVEL



SUMMER WHEAT



ARTLINE™  
UMBRIANO  
FINISH

MIDNIGHT SKY



24" x 24" x 2 3/4"  
60cm x 60cm x 7cm  
SPECIAL ORDER



12" x 24" x 2 3/4"  
30cm x 60cm x 7cm  
SPECIAL ORDER



16" x 16" x 2 3/4"  
40cm x 40cm x 7cm



8" x 16" x 2 3/4"  
20cm x 40cm x 7cm



8" x 8" x 2 3/4"  
20cm x 20cm x 7cm



LARGE RECTANGLE  
21" x 14" x 2 3/8"  
30cm x 22.6cm x 6cm



SQUARE  
14" x 14" x 2 3/8"  
22.6cm x 22.6cm x 6cm



SMALL RECTANGLE  
7" x 14" x 2 3/8"  
15cm x 22.6cm x 6cm

Random Bundle  
Individual units cannot  
be sold separately


### PRODUCT TECHNOLOGY

#### EasyClean™ Stain Resistance

An integral surface protection that allows for easier cleanup of spills when they happen, and before a stain can develop.

#### ColorFusion™

A proprietary technology that disperses color randomly for a natural, granite-like appearance.



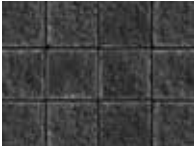
	Unit	SqFt Per				Per Bundle		Soldier LnFt Per			Sailor LnFt per			Units Per			Lbs Per		
Stones & Bundling	Thickness	Bundle	Layer	Section	Stone	Layers	Sections	SqFt	Section	Bundle	SqFt	Section	Bundle	SqFt	Section	Bundle	Layer	Section	Bundle
Random Bundle:		94.20	10.47		1.308	9	-	-	-	-	-	-	-	0.76	-	72	287	-	2,584
Large Rectangle	2⅜" (6cm)	-	-	-	2.093	-	-	-	-	-	-	-	-	0.48		18	-	-	-
Small Rectangle	2⅜" (6cm)	-	-	-	0.698	-	-	-	-	-	-	-	-	1.43		27	-	-	-
Square	2⅜" (6cm)	-	-	-	1.395	-	-	-	-	-	-	-	-	0.72		27	-	-	-
12" x 24"	2¾" (7cm)	93.00	11.63		1.938	8	-	1.969	-	47.2	0.984	-	94.5	0.52	-	48	393	-	3,142
16 x 16"	2¾" (7cm)	82.67	10.33		1.722	8	-	1.312	-	63.0	1.312	-	63.0	0.58	-	48	350	-	2,797
24" x 24"	2¾" (7cm)	62.00	7.75		3.875	8	-	1.969	-	31.5	1.969	-	31.5	0.26	-	16	258	-	2,062
8" x 16"	2¾" (7cm)	82.67	10.33		0.861	8	-	1.312	-	63.0	0.656	-	126.0	1.16	-	96	343	-	2,746
8" x 8"	2¾" (7cm)	82.67	10.33		0.431	8	-	0.656	-	126.0	0.656	-	126.0	2.32	-	192	331	-	2,647

Notes: Sold in full bundles only. All measurements are nominal. Product is not sectionable. Product is shipped on skids. 24" x 24", 12" x 24" and 6cm Random Bundle are not intended for vehicular applications. 24" x 24", 24" x 12", 4" x 16" are available only by special order. Important: Textured surfaces require a buffer between the plate compactor and the paver surface to prevent scuffing. Read the Polymeric Sand advisory on page 42. Contact Unilock for information.

Internal Use Only. UMB ON



## UNIGRANITE®



DARK CHARCOAL



SMALL SQUARE  
4" x 4" x 2 3/4"  
10cm x 10cm x 7cm



Stones & Bundling	Unit	SqFt Per				Per Bundle		Soldier LnFt Per			Sailor LnFt per			Units Per			Lbs Per		
	Thickness	Bundle	Layer	Section	Stone	Layers	Sections	SqFt	Section	Bundle	SqFt	Section	Bundle	SqFt	Section	Bundle	Layer	Section	Bundle
4" x 4"	2 3/4" (7cm)	110.70		13.84	0.110	-	8	0.335	41.3	330.7	0.335	-	330.7	9.11	126	1,008		435	3,481

Notes: \*After splitting. Dimensions may vary up to 1/4" due to the unique manufacturing method. Instead of a split finish, Unigranite can be cut and sealed to provide a Terrazzo-like finish. [Read the Polymeric Sand advisory on page 42.](#) All measurements are nominal.

Internal Use Only. UGT ON

## YORKSTONE™

## STONEMARK™



IRON RIVER



24" x 24" x 1 3/4"      18" x 24" x 1 3/4"      12" x 24" x 1 3/4"  
60cm x 60cm x 4.5cm      45cm x 60cm x 4.5cm      30cm x 60cm x 4.5cm



Stones & Bundling	Unit	SqFt Per				Per Bundle		Soldier LnFt Per			Sailor LnFt per			Units Per			Lbs Per		
	Thickness	Bundle	Layer	Section	Stone	Layers	Sections	SqFt	Section	Bundle	SqFt	Section	Bundle	SqFt	Section	Bundle	Layer	Section	Bundle
12" x 24"	1 3/4" (4.5cm)	36.00			2.000	-	-	-	-		-	-	-	0.50	-	18		-	712
18" x 24"	1 3/4" (4.5cm)	54.00			3.000	-	-	-	-		-	-	-	0.33	-	18		-	1,013
24" x 24"	1 3/4" (4.5cm)	72.00			4.000	-	-	-	-		-	-	-	0.25	-	18		-	1,321

Notes: Yorkstone is packaged on a refundable skid. Do not use a vibratory plate compactor for the final surface compaction. **Product is not intended for vehicular applications.** All measurements are nominal.

Internal Use Only. YST CH

AUTUMN SUNSET  
SPECIAL ORDERMIDNIGHT SKY  
SPECIAL ORDERSUMMER WHEAT  
SPECIAL ORDERWINTER MARVEL  
SPECIAL ORDER

## PRODUCT TECHNOLOGY

## EasyClean™ Stain Resistance

An integral surface protection that allows for easier cleanup of spills when they happen, and before a stain can develop.

## ColorFusion™

A proprietary technology that disperses color randomly for a natural, granite-like appearance.

FULL UNIT  
20" x 10" x 6½"  
50.5cm x 25.2m  
x 16.5cm  
SPECIAL ORDERHALF UNIT  
10" x 10" x 6½"  
25.2cm x 25.2m  
x 16.5cm  
SPECIAL ORDERCORNER UNIT  
20" x 10" x 6½"  
50.5cm x 25.2m  
x 16.5cm  
SPECIAL ORDERHALF CORNER UNIT  
10" x 10" x 6½"  
25.2cm x 25.2m  
x 16.5cm  
SPECIAL ORDER

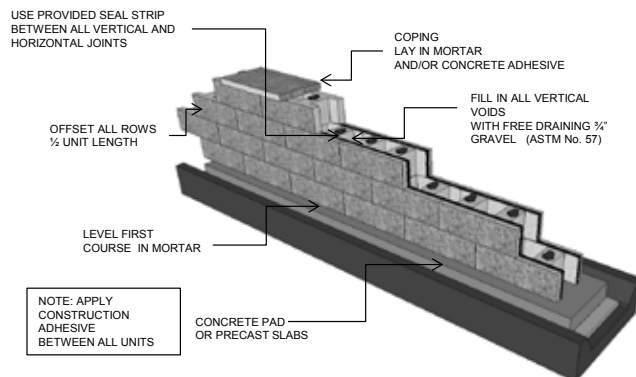
Stones & Bundling	Face Feet Per		Linear Feet Per		Units Per		Per Bundle		Lbs Per	
	Bundle	Unit	Bundle	Unit	Bundle	Face Feet	Layers	Sections	Unit	Bundle
Pickering Manufacturing										
Full Unit	21.31	0.888	-	-	24	1.13	-	-	63	1,503
Half Unit	10.65	0.444	-	-	24	2.25	-	-	31	747
Corner Unit	31.41	1.309	-	-	24	0.76	-	-	73	1,741
Half Corner Unit	21.07	0.878	-	-	24	1.14	-	-	41	985

Notes: **ALL BELMURO WALL IS SPECIAL ORDER ONLY** - Full Bundles Only. Colors shown should be used only as a guide. Colors should always be chosen from actual samples. For coping options we recommend LedgeStone (page 28) or Natural Stone (page 10). All measurements are nominal.

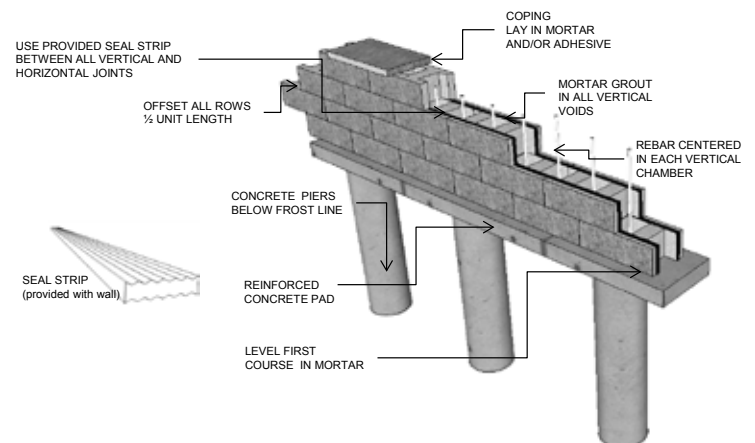
The BelMuro blocks are factory-produced concrete elements featuring two chambers arranged in a row. Any wall over 39" in height may be subject to permit requirements and engineering analysis. Always consult with your local authorities before beginning your project. As a rule of thumb, walls 2' high or less require a shallow excavation; otherwise you will require a deep excavation or the implementation of concrete piers (Sono tubes). This system should only be installed by trained, professional contractors to ensure a safe, consistent, reliable system that will be long-lasting. Contact your local representative for details. Retaining wall engineering software is also available free of charge at [www.unilock.com](http://www.unilock.com).

Internal Use Only. BLM ON

## FOR WALLS UNDER 28 INCHES IN HEIGHT



## FOR WALLS 28 TO 39 INCHES IN HEIGHT



# BRUSSELS DIMENSIONAL SYSTEM™



COFFEE CREEK



LIMESTONE



RIVER \*



SANDSTONE



SIERRA



## SUNSET FIREPIT KITS

Available Colors: Coffee Creek, Limestone, Sandstone, Sierra and River.



Round




Square



SMALL TAPERED UNIT  
9" (6") x 4" x 8"  
22.9cm (15.2cm) x 10cm x 20cm



STANDARD/CORNER  
12" x 4" x 8"  
30cm x 10cm x 20cm



COPING  
12" (9") x 3" x 12"  
30.5cm (22.9cm) x 7.6cm x 30.5cm



9" UNIT  
9" (6") x 4" x 8"  
22.9cm (15.2cm) x 10cm x 20cm



12" UNIT  
12" (9") x 4" x 8"  
30cm (22.9cm) x 10cm x 20cm



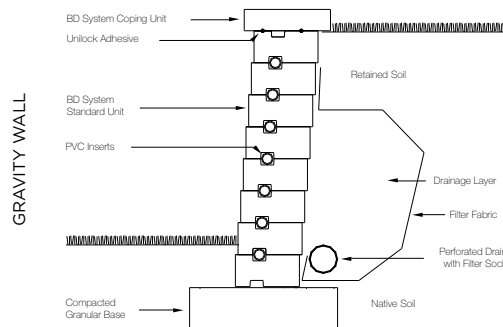
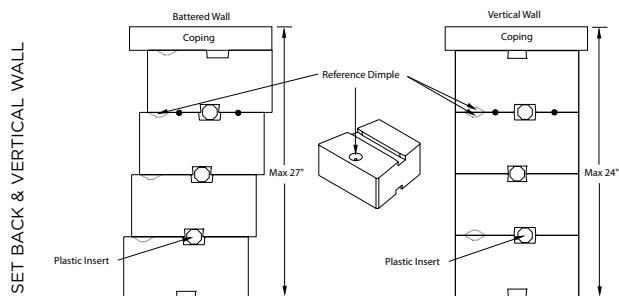
15" UNIT  
15" (12") x 4" x 8"  
38.1cm (30cm) x 10cm x 20cm

Wall Bundle  
Individual units cannot  
be sold separately

Stones & Bundling	Face Feet Per		Linear Feet Per		Units Per		Per Bundle		Lbs Per	
	Bundle	Unit	Bundle	Unit	Bundle	Face Feet	Layers	Sections	Unit	Bundle
Wall Tapered Bundle:	36.00	-	108.00	1.000	108	3.00		6	25	2,737
12" Unit	7.38	0.33	35.42	0.984	36	3.00			25.8	
15" Unit	7.38	0.42	45.00	1.250	36	2.38			32.2	
9" Unit	7.38	0.25	27.04	0.751	36	4.00			19.3	
Coping	24.00	0.25	81.00	0.844	96	4.00		4	31	2,984
Standard	24 - 36	0.278	108.00	1.000	108	3.60		6	29	3,182
Small Tapered	36.00	0.250	108.00	0.750	144	4.00			20	2,880

Notes: \*Coping not available in River. Small Tapered Bundle is sold in full bundles only. Connector pins provided with every bundle of random product. Maximum height 27" with setback or 24" vertically including the unit in the ground (depending on site conditions). To construct higher walls, contact a Unilock representative. Ledgestone, Brussels XL, Fullnose, Double Fullnose or Stonehenge 12" x 12" complements product as a coping unit. Product will only be sold in full bundles or sections. All measurements are nominal.

Internal Use Only. BDS OH



## BRUSSELS DIMENSIONAL SYSTEM™ RADIUS CHART

Radius achieved using only the tapered units from a "random bundle" OUTSIDE MEASUREMENT							
Radius (inches)	35"	27"	35"	47"	32"	37"	42"
Unit sequence	9", 12", 15"	9" units only	only 12" units	only 15" units	9", 12" etc.	9", 15" etc.	12", 15" etc.
	uses all units in random bundle	uses all units in small tapered bundle	Note: These sequences will have left over units. Plan to use the left over units in other parts of the project.				





NATURAL



STANDARD  
72" x 12" x 24"  
183cm x 30cm x 60cm  
**SPECIAL ORDER**



CORNER 90°  
60" x 12" x 24"  
152cm x 30cm x 60cm  
**SPECIAL ORDER**



COPING  
72" x 12" x 24"  
183cm x 30cm x 60cm  
**SPECIAL ORDER**



CLOSED END COPING  
72" x 12" x 24"  
183cm x 30cm x 60cm  
**SPECIAL ORDER**



TIE-BACK  
72" x 12" x 24"  
183cm x 30cm x 60cm  
**SPECIAL ORDER**



1/2 COPING  
36" x 12" x 24"  
91.5cm x 30cm x 60cm  
**SPECIAL ORDER**



CORNER 45°  
60" x 12" x 24"  
152cm x 30cm x 60cm  
**SPECIAL ORDER**  
(Right Corner Shown)



1/2 STANDARD  
36" x 12" x 24"  
91.5cm x 30cm x 60cm  
**SPECIAL ORDER**



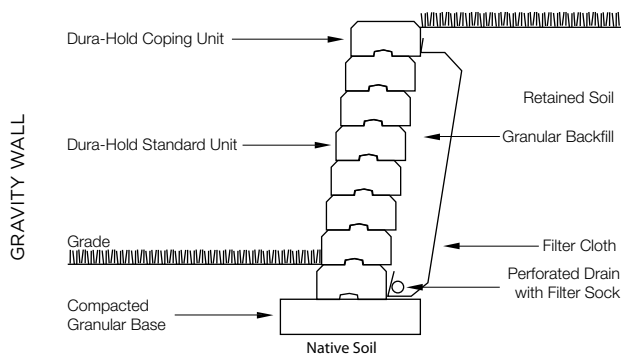
Stones & Bundling	Face Feet Per		Linear Feet Per		Units Per		Per Bundle		Lbs Per	
	Bundle	Unit	Bundle	Unit	Bundle	Face Feet	Layers	Sections	Unit	Bundle
Coping Closed End 72"		5.988	-	6.000		0.17			1,560	
Half Coping		3.003	-	3.000		0.33			780	
Corner 45° Right		4.902	-	-		0.20			1,480	
Corner 90° Right		4.902	-	-		0.20			1,320	
Coping 72"		5.988	-	6.000		0.17			1,560	
Wall Half		3.003	-	3.000		0.33			870	
Wall Standard		5.988	-	6.000		0.17			1,680	
Wall Tieback		5.988	-	6.000		0.17			1,660	

Notes: **ALL DURAHOLD IS SPECIAL ORDER ONLY**

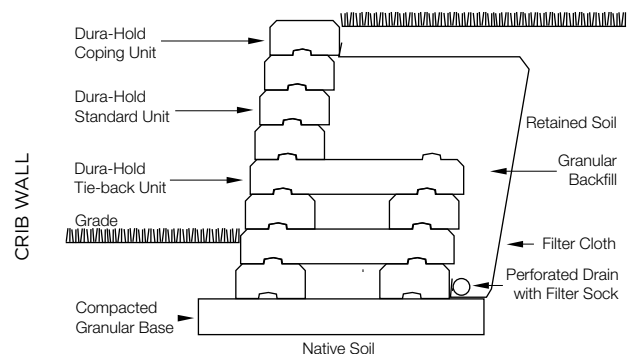
\*Closed-end coping units are available and are closed on both ends so that they may be used as left or right. Tie-back units are reinforced with steel. Half (½) Standard Units are slightly tapered and can be used to create a 45 foot radius. Refer to terms and conditions for placement rates. All measurements are nominal.

Unilock, (through Risi Stone® Systems International), can provide you with preliminary site engineering for most commercial projects. Soils information, site drawings, and loading requirements are some of the information details required in order to provide you with this engineering. Contact your local representative for details. Retaining wall engineering software is also available free of charge at [www.unilock.com](http://www.unilock.com).

Internal Use Only. DH1 ON



Cross sections are examples, and must not be used for construction.



Cross sections are examples, and must not be used for construction.

# DURAHOLD2®



NATURAL



STANDARD  
72" x 12" x 14"  
183cm x 30cm x 36cm  
**SPECIAL ORDER**



COPING  
72" x 12" x 14"  
183cm x 30cm x 36cm  
**SPECIAL ORDER**



CLOSED END COPING  
72" x 12" x 14"  
183cm x 30cm x 36cm  
**SPECIAL ORDER**



TIE-BACK  
72" x 12" x 14"  
183cm x 30cm x 36cm  
**SPECIAL ORDER**



CORNER 90°  
36" x 12" x 14"  
90cm x 30cm x 36cm  
(Right Corner Shown)  
**SPECIAL ORDER**



Stones & Bundling	Face Feet Per		Linear Feet Per		Units Per		Per Bundle		Lbs Per	
	Bundle	Unit	Bundle	Unit	Bundle	Face Feet	Layers	Sections	Unit	Bundle
Coping Closed End 72"		5.988	-	6.000		0.17			884	
Corner 90° Left		3.003	-	3.000		0.33			460	
Coping 72"		5.988	-	6.000		0.17			884	
Wall Standard		5.988	-	6.000		0.17			940	
Wall Tieback		5.988	-	6.000		0.17			940	

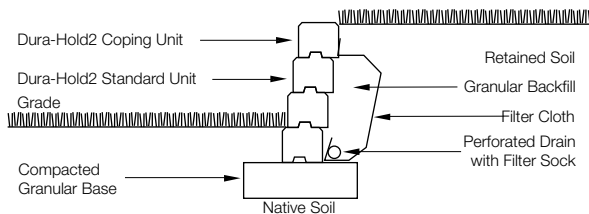
Notes: **ALL DURAHOLD2 IS SPECIAL ORDER ONLY**

\*Closed-end Coping units are available and are closed on both ends so that they may be used as lefts or rights. Tie-back units are reinforced with steel. Refer to terms and conditions for placement rates. All measurements are nominal.

For DuraHold® and DuraHold2, Unilock, through Risi Stone® Systems International, can provide preliminary site engineering for most commercial projects. Soils information, site drawings, and loading requirements are some of the information details required in order to provide this preliminary site engineering. Contact your local Unilock representative for details. Retaining wall engineering software is also available free of charge at [www.unilock.com](http://www.unilock.com).

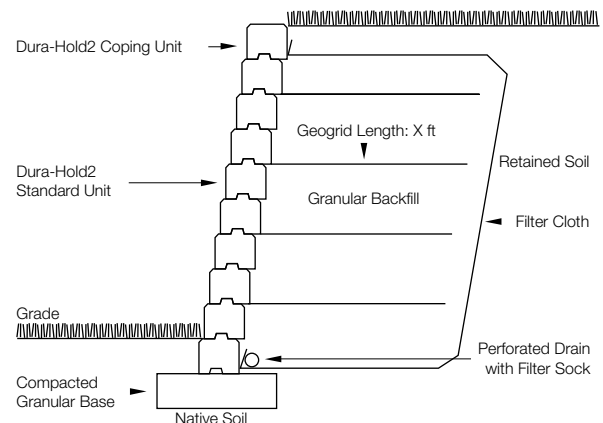
Internal Use Only. DH2 ON

GRAVITY WALL



Cross sections are examples, and must not be used for construction.

GEOGRID REINFORCED



Cross sections are examples, and must not be used for construction.

# ESTATE WALL®



RIVER





SIERRA



SYCAMORE



WALNUT



**6" CORNER**  
12.5" x 6" x 9"  
31.7cm x 15cm x 22.8cm



**3" CORNER**  
12.5" x 3" x 9"  
31.7cm x 7.5cm x 22.8cm



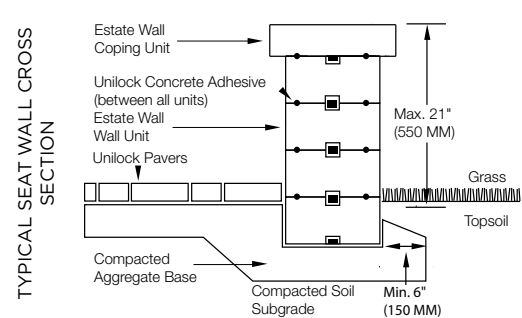
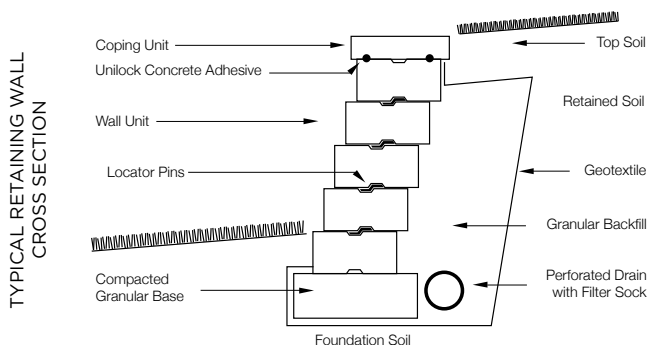
**COPING**  
12" x 3" x 12"  
30cm x 7.5cm x 30cm  
(Split, not tumbled)

We recommend Unilock's LedgeStone™ (page 28), Brussels Fullnose™ (page 4) or Brussels Double Fullnose™ (page 4) as capping options for this product.

Stones & Bundling	Face Feet Per		Linear Feet Per		Units Per		Per Bundle		Lbs Per	
	Bundle	Unit	Bundle	Unit	Bundle	Face Feet	Layers	Sections	Unit	Bundle
Coping	18.75	0.260	62.64	0.870	72	3.84	-	-	33	2,410
Corner Unit 3"	28.2	0.44	-	-	64	2.28	-	-	32.97	2,110
Corner Unit 6"	28.2	0.88	-	-	32	1.14	-	-	55.5	1776
6" Random Bundle:	24	-	42.56	-	48	-	-	-	-	2,296
Large Wedge	-	0.60	-	-	-	-	1.65	-	-	-
Medium Wedge	-	0.48	-	-	-	-	2.07	-	-	-
Small Wedge	-	0.37	-	-	-	-	2.69	-	-	-
3" Random Bundle:	24	-	85.12	-	96	-	-	-	-	2,407
Large Wedge	-	0.30	-	-	-	3.30	-	-	-	-
Medium Wedge	-	0.24	-	-	-	4.14	-	-	-	-
Small Wedge	-	0.19	-	-	-	5.38	-	-	-	-

Notes: Maximum height for vertical installation - 21" including the stone in the ground (under optimum conditions). Inside radius 45" / outside radius 54". Approximately 16 units of each size are in the 6" bundle and 32 units of each size in the 3" bundle. Wall bundle has approximately 5 end units in each bundle. LedgeStone, Brussels XL, Brussels Fullnose, Brussels Double Fullnose or Stonehenge 12x12 complement as a possible coping. All measurements are nominal.

Internal Use Only. EWL OH



For setback application - Place device perpendicular to channel with round section facing the back of the unit



For vertical application - Place device parallel to channel







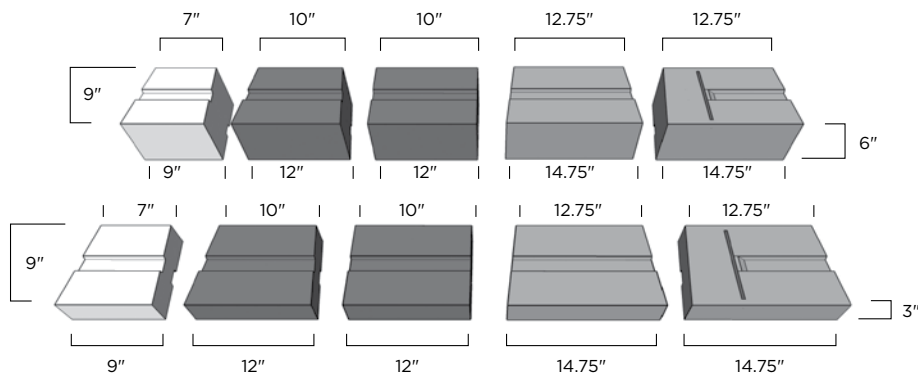
# ESTATE WALL<sup>®</sup> SYSTEM



**UNILOCK<sup>®</sup>**  
DESIGNED TO CONNECT.




# ESTATE WALL® SYSTEM



## COPING

LEDGESTONE™

BRUSSELS  
FULLNOSE™

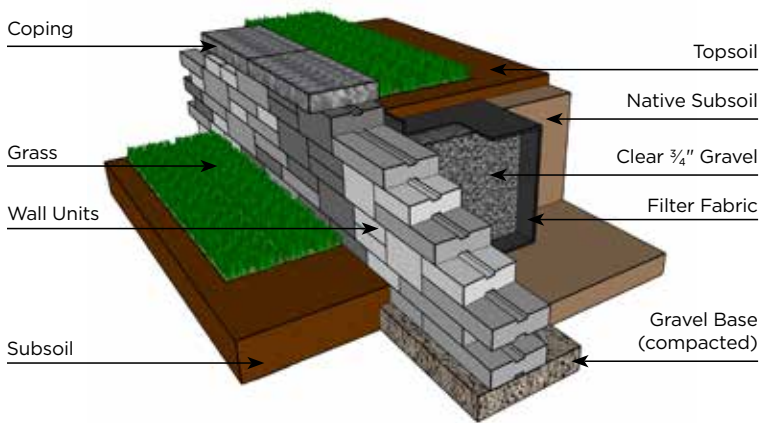


NOTE: Coping sold separately. Several different products can be used for Estate Wall® coping. Ledgestone™ and Brussels Fullnose™ are two of the most popular.

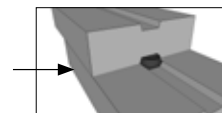
The new enhanced Estate Wall® System with 3" high and 6" high units, is ideal for all residential landscape walls and vertical element construction. The front and back of each unit is rock-faced making it perfect for seat walls and the unique tapered units can be used for both straight or curved applications.

**MAXIMUM HEIGHT FOR VERTICAL APPLICATION - 21"**  
**MAXIMUM HEIGHT FOR SETBACK APPLICATION - 30"**  
**MINIMUM RADIUS - 3' 9" INSIDE RADIUS 4'6" OUTSIDE RADIUS**  
*\*Adding geogrid may increase installation heights.*  
*Contact your Unilock® Territory Manager.*

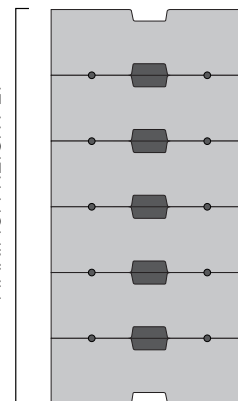
## CROSS SECTIONS



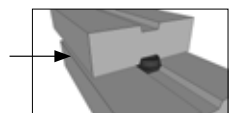
### VERTICAL



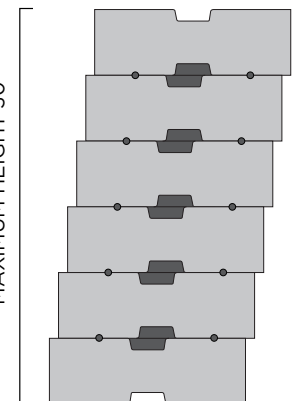
MAXIMUM HEIGHT 21"



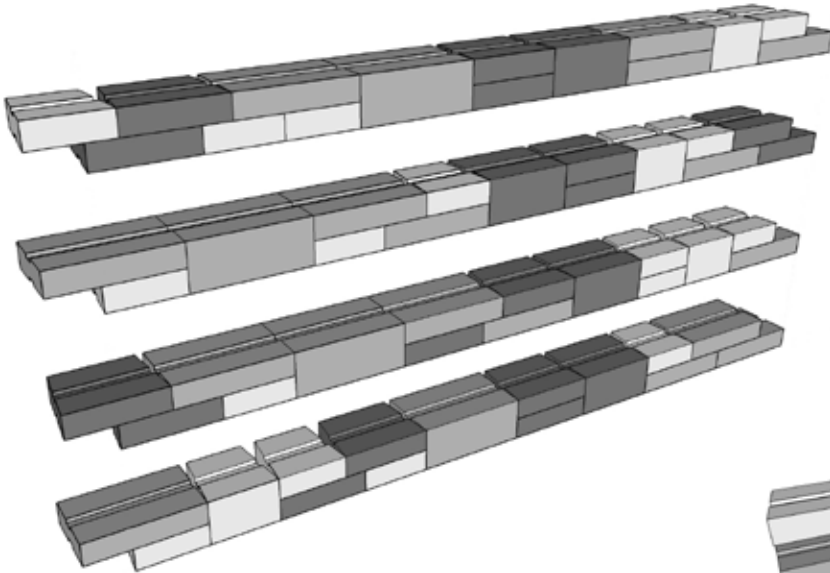
### SETBACK



MAXIMUM HEIGHT 30"

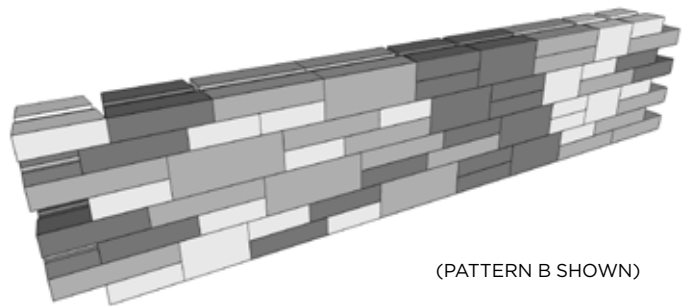


# CONSTRUCTING A RANDOM WALL



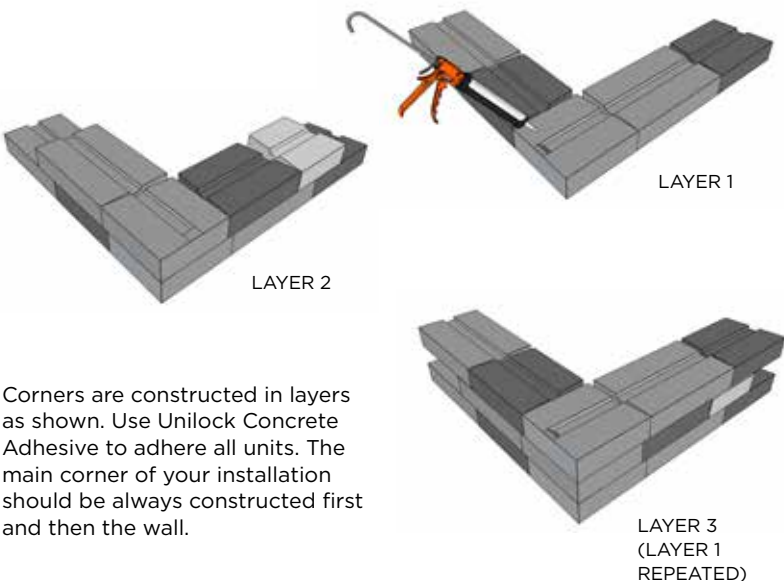
There is really no wrong or right when it comes to the pattern. Most important thing is to try to have consistent random look which is repeatable.

The easiest way to construct a random faced wall is to build them in linear clusters as shown here to the left. This is the simplest way to keep track of the pattern. Remember, the units are totally reversible to alternate between straight and curved sections in the wall.



(PATTERN B SHOWN)

## CORNERS

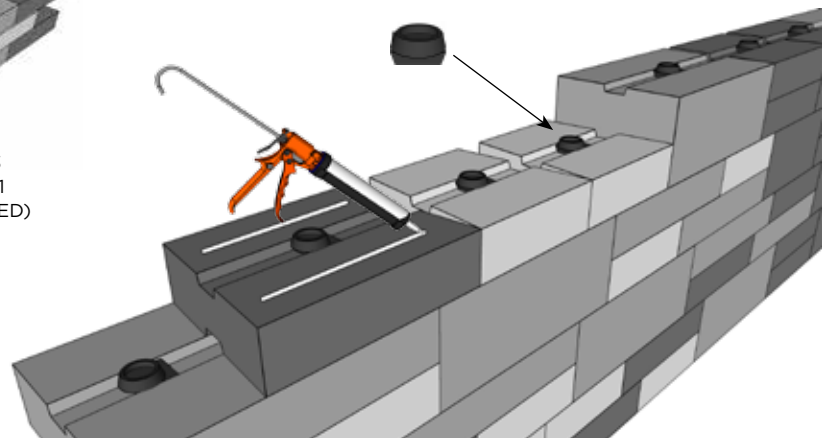


Corners are constructed in layers as shown. Use Unilock Concrete Adhesive to adhere all units. The main corner of your installation should be always constructed first and then the wall.

### LOCKING INSERTS

Depending on the application or the wall strength required, you can construct the Estate Wall™ System vertically or with a setback. To assist in alignment and locking, proprietary plastic inserts are provided with each bundle. Depending on the orientation of the insert will dictate whether it goes up vertical or with a setback.

**Note: It is strongly recommended that you use adhesive on all rows and for all applications to achieve maximum stability and strength.**








# ESTATE WALL®

## SYSTEM PATTERNS


RANDOM PATTERN A = 73% - 3" UNITS - 27% - 6" UNITS



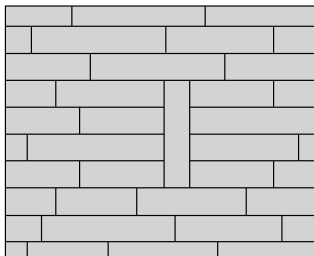
RANDOM PATTERN B = 67% - 3" UNITS - 33% - 6" UNITS



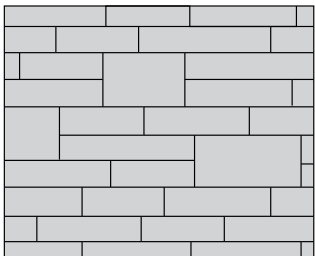
3" Linear Pattern



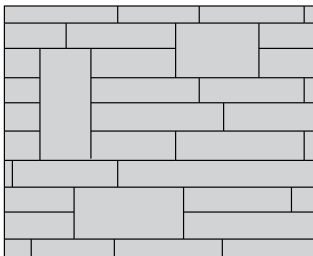
6" Linear Pattern



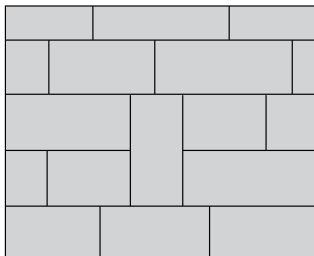
3" with Vertical Units



3" & 6"



3" & 6" with Vertical Units



6" with Vertical Units

There are two random wall designs shown here that can be replicated out in the field. Once you become familiar with the system, the selection and placement of the units will almost become second nature and you can establish your own design.

Installing a random pattern in linear rows such as Pattern B is easier to construct, however, the 6" jumper units in Pattern A gives you the look and feel of an elaborate ashlar pattern.

# LEDGESTONE™ PILLAR CAP, COPING, & FULLNOSE



BUFF



GREY

## PRODUCT TECHNOLOGY

### Reala™ Surface Technology

Ultra-realistic textures cast from natural stone, brick and historic cobblestones.




PILLAR CAP  
24" x 24" x 4"  
61cm x 61cm x 10cm



COPING UNIT  
12" x 24" x 3"  
30.5cm x 61cm x 7.5cm



CLOSED-END COPING  
12" x 24" x 3"  
30.5cm x 61cm x 7.5cm



FULLNOSE UNIT  
12" x 24" x 1 3/4"  
30.5cm x 61cm x 4.5cm



36" LEDGESTONE STEP  
36" x 18" x 6"  
91.5cm x 46cm x 15cm



48" LEDGESTONE STEP  
48" x 24" x 6"  
122cm x 61cm x 15cm



72" LEDGESTONE STEP  
72" x 24" x 6"  
183cm x 61cm x 15cm



Stones & Bundling	Face Feet Per		Linear Feet Per		Units Per		Per Bundle		Lbs Per	
	Bundle	Unit	Bundle	Unit	Bundle	Face Feet	Layers	Sections	Unit	Bundle
Pillar Cap 24" x 24"			10.00	2.000	5				159	795
Coping Closed End 24"			24.00	2.000	12				66	796
Coping 24"			24.00	2.000	12				64	772
Fullnose Coping 24"			32.00	2.000	16				42	667
Step - 36" x 18"			9.00	3.000	3				340	1,021
Step - 48" x 24"			12.00	4.000	3				609	1,828
Step - 72" x 24"			18.00	6.000	3				909	2,728

Notes: 4 Ledgestone™ end coping units can be used to cap pillars larger than 20". That leaves a small opening for lighting. All caps require a skid that is refundable upon return in good condition. Steps are rock faced on three sides and both step units and pillar caps are able to be sold by the unit. All measurements are nominal.

Internal Use Only. LDG CH

# LINEO DIMENSIONAL STONE™



PLATINUM  
NEW FOR 2016



SIERRA



WALNUT



PILLAR UNIT  
16" X 4" X 8"  
40CM X 10CM X 20CM



PILLAR CAP  
29" X 29" X 4"  
74CM X 74CM X 10CM



XL RECTANGLE  
24" x 4" x 8"  
60cm x 10cm x 20cm



LARGE RECTANGLE  
20" x 4" x 8"  
50cm x 10cm x 20cm



RECTANGLE  
16" x 4" x 8"  
40cm x 10cm x 20cm



SMALL RECTANGLE  
12" x 4" x 8"  
30cm x 10cm x 20cm

Random Bundle  
Individual units cannot  
be sold separately

Stones & Bundling	Face Feet Per		Linear Feet Per		Units Per		Per Bundle		Lbs Per	
	Bundle	Unit	Bundle	Unit	Bundle	Face Feet	Layers	Sections	Unit	Bundle
Pillar Unit	47.81	0.664	96.00	1.333	72	1.51	-	-	39	2,808
Pillar Cap	-	-	-	-	5	-	-	-	302	1,510
Random Wall Bundle:	30.00	0.500	90.00	1.500	60	-	-	-	-	2,642
Large Rectangle	-	-	-	-	15	1.80	-	-	-	-
Rectangle	-	-	-	-	15	2.25	-	-	-	-
Small Rectangle	-	-	-	-	15	3	-	-	-	-
XL Rectangle	-	-	-	-	15	1.50	-	-	-	-

Notes: Sold in full bundle quantities only. Pillar cap sold individually, not full bundle. All measurements are nominal.

Internal Use Only. LDS CH





GRANITE




RIVER



SANDSTONE



SIERRA



12" COPING  
12" x 3" x 12"  
30cm x 7.5cm x 30cm


XL TAPERED AVAILABLE IN  
RIVER, SIERRA & GRANITE.



STANDARD  
8" x 6" x 12"  
20cm x 15cm x 30cm



TAPERED  
8" x 6" x 12"  
20cm x 15cm x 30cm



XL TAPERED  
16" x 6" x 12"  
40cm x 15cm x 30cm



CORNER  
12" x 6" x 8"  
30cm x 15cm x 20cm

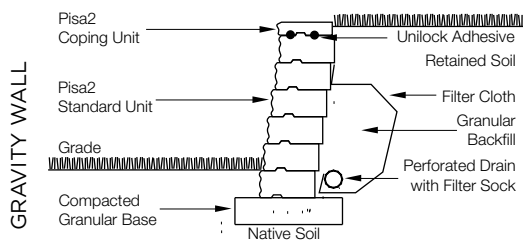


Stones & Bundling	Face Feet Per		Linear Feet Per		Units Per		Per Bundle		Lbs Per	
	Bundle	Unit	Bundle	Unit	Bundle	Face Feet	Layers	Sections	Unit	Bundle
Corner Unit	15.00	0.833	-	-	18	0.83		3	52	943
Wall Standard	20.00	0.333	40.00	0.667	60	3.00		2	43	2,570
Wall XL	21.33	0.667	42.67	1.333	32	1.50			77	2,467
Wall Xtra Tapered	20.00	0.333	40.00	0.667	60	3.00		2	38	2,305
12" Coping	21.00	0.125	84.00	1.000	84	4.00		2	32	2,714

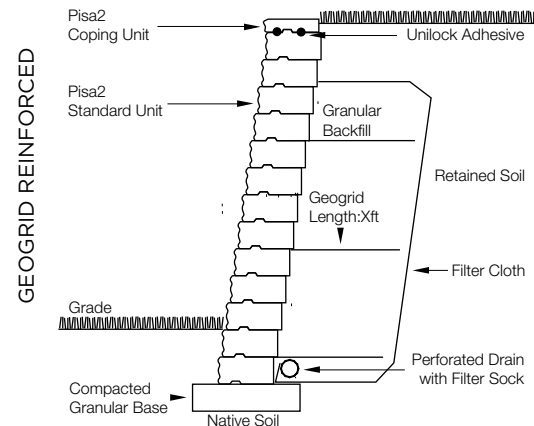
Notes: Maximum height - 48" (under optimum conditions). Higher walls can be achieved using geogrid reinforcement. Tapered units will allow for a minimum 5ft. outside radius. XL Tapered units allow for an 8ft. outside radius. \*\*12" Coping bundle has 7 double units of Closed-End coping. All measurements are nominal.

Unilock, through Risi Stone Systems International, can provide preliminary site engineering for most commercial projects. Soils information, site drawings, and loading requirements are some of the information details required in order to provide this preliminary site engineering. Contact your local Unilock representative for details. Retaining wall engineering software is also available free of charge at [www.unilock.com](http://www.unilock.com).

Internal Use Only. PS2 OH



Cross sections are examples, and must not be used for construction.



Cross sections are examples, and must not be used for construction.

# RIVERCREST® WALL



COASTAL SLATE




BUFF

## PRODUCT TECHNOLOGY

### Reala™ Surface Technology

Ultra-realistic textures cast from natural stone, brick and historic cobblestones.



COPING  
22" x 11" x 2 1/4"  
56cm x 28cm x 6cm



LONG CORNER UNIT  
12" x 9-10" x 2 1/4"  
31cm x 23-25cm x 6cm



SHORT CORNER UNIT  
10" x 9-10" x 2 1/4"  
25cm x 23-25cm x 6cm

Random Bundle  
Individual units cannot be sold separately



STANDARD UNIT 1  
8" x 9-10" x 2 1/4"  
20cm x 23-25cm x 6cm



STANDARD UNIT 2  
12" x 9-10" x 2 1/4"  
31cm x 23-25cm x 6cm



STANDARD UNIT 3  
12" x 9-10" x 2 1/4"  
31cm x 23-25cm x 6cm



STANDARD UNIT 4  
17" x 9-10" x 2 1/4"  
42.5cm x 23-25cm x 6cm

Random Bundle  
Individual units cannot be sold separately

## RAPID PILLAR SYSTEM



PILLAR UNIT  
20" x 20" x 4 1/2"  
50cm x 50cm x 11.4cm



JUMPER UNIT 1  
8" x 9-10" x 4 1/2"  
20cm x 23-25cm x 11.4cm



JUMPER UNIT 2  
12" x 9-10" x 4 1/2"  
31cm x 23-25cm x 11.4cm



JUMPER UNIT 3  
12" x 9-10" x 4 1/2"  
31cm x 23-25cm x 11.4cm



JUMPER UNIT 4  
17" x 9-10" x 4 1/2"  
42.5cm x 23-25cm x 11.4cm

Jumper Bundle  
Individual units cannot be sold separately

## RIVERCREST FIRE PIT KIT



JUMPER CORNER UNIT  
12" x 9-10" x 4 1/2"  
31cm x 23-25cm x 11.4cm

Stones & Bundling	Face Feet Per		Linear Feet Per		Units Per		Per Bundle		Lbs Per	
	Bundle	Unit	Bundle	Unit	Bundle	Face Feet	Layers	Sections	Unit	Bundle
Wall Standard Bundle:	24.30	-	130.2	-	128	-	8	-	-	1,990
Standard Unit 1	3.9	0.12	20.99	0.656	32	8.33	-	-	9.4	-
Standard Unit 2	6.1	0.19	32.54	1.017	32	5.26	-	-	14.7	-
Standard Unit 3	6.1	0.19	32.54	1.017	32	5.26	-	-	14.7	-
Standard Unit 4	8.2	0.25	44.61	1.394	32	4.00	-	-	14.7	-
Wall Jumper Unit Bundle:	24.30	-	-	-	64	-	4	-	-	2,720
Jumper Unit 1	3.9	0.24	10.49	0.658	16	4.17	-	-	30	-
Jumper Unit 2	6.1	0.38	16.27	1.01	16	2.63	-	-	40	-
Jumper Unit 3	6.1	0.38	16.27	1.01	16	2.63	-	-	40	-
Jumper Unit 4	8.2	0.5	22.00	1.375	16	2.00	-	-	60	-
Coping	16.70	0.348	89.10	1.86	48	2.87	8	-	43	2,090
Corner Unit Bundle:	20.92	-	-	-	64	-	4	-	-	1,232
Long Corner Unit	16.10	0.335	85.92	1.79	48	2.99	-	-	20.4	-
Short Corner Unit	4.80	0.300	25.44	1.59	16	3.33	-	-	16.7	-
Pillar 20" x 20"	-	-	-	-	8	-	-	-	125	1,000
Corner Jumper Unit	12.20	0.38	32.54	1.01	32	2.63	4	-	40	1,280

Notes: **Sold in full bundles only.** Rivercrest is recommended for walls under 2ft. Ideal for straight or curved walls, seat walls, pillars, tree rings, planters, firepits and grill islands. Integrated connectors require no pins or clips. Minimum radius using equal amounts of each unit is 1.25m / 4.1ft. Using only unit 1 & 3 a 1.055m / 3.5ft radius can be achieved. For more information, please consult the Rivercrest installation booklet.

Unilock, through Risi Stone Systems International, can provide preliminary site engineering for most commercial projects. Soils information, site drawings, and loading requirements are some of the information details required in order to provide this preliminary site engineering. Contact your local Unilock representative for details. Retaining wall engineering software is also available free of charge at [www.unilock.com](http://www.unilock.com).

Internal Use Only. RVC ON

## ROMANPISA®




GRANITE



RIVER



SIERRA



STANDARD  
8" x 6" x 12"  
20cm x 15cm x 30cm



TAPERED  
8" x 6" x 12"  
20cm x 15cm x 30cm



CORNER  
12" x 6" x 8"  
30cm x 15cm x 20cm



ROMAN COPING  
12" x 3" x 12"  
30cm x 7.5cm x 30cm

Stones & Bundling	Face Feet Per		Linear Feet Per		Units Per		Per Bundle		Lbs Per	
	Bundle	Unit	Bundle	Unit	Bundle	Face Feet	Layers	Sections	Unit	Bundle
Coping 12"	21.00	0.250	84.00	1.000	84	8		2	32	2,705
Corner Unit	20.00	0.833	-	-	24	0.83		2	43	1,028
Wall Standard	20.00	0.333	40.00	0.667	60	3.00		2	43	2,570
Wall Xtra Tapered	20.00	0.333	40.00	0.667	60	3.00		2	38	2,251

Notes: Maximum height – 48" (under optimum conditions). Higher walls can be achieved using geogrid reinforcement. All measurements are nominal. Corners are sold as double units (one left and one right). \*\*On average, each bundle contains 7 closed-end coping units.

Unilock, through Risi Stone Systems International, can provide preliminary site engineering for most commercial projects. Soils information, site drawings, and loading requirements are some of the information details required in order to provide this preliminary site engineering. Contact your local Unilock representative for details. Retaining wall engineering software is also available free of charge at [www.unilock.com](http://www.unilock.com). All measurements are nominal.

Internal Use Only. RPA OH

## ROMANSTACK®



GRANITE



RIVER



SIERRA



WEDGE UNIT  
8" x 4" x 8"  
20cm x 10cm x 20cm

Stones & Bundling	Face Feet Per		Linear Feet Per		Units Per		Per Bundle		Lbs Per	
	Bundle	Unit	Bundle	Unit	Bundle	Face Feet	Layers	Sections	Unit	Bundle
Coping	23 - 31	0.220	94.49	0.656	144	4.55			16	2,357

Notes: Maximum height – 20" (under optimum conditions) including materials below grade. Radius - minimum outside radius 29.5". All measurements are nominal.

Internal Use Only. RST OH





NATURAL



BROWN\*\*



GRANITE\*\*



NATURAL\*\*




NEVADA\*\*



MAHOGANY ASH\*\*



STANDARD 925  
39" x 7 1/4" x 36 1/2"  
100cm x 18.5cm  
x 92.5cm  
**SPECIAL ORDER**




STANDARD 500  
39" x 7 1/4" x 20"  
100cm x 18.5cm  
x 50cm




STANDARD 333  
39" x 7 1/4" x 13 1/2"  
100cm x 18.5cm  
x 33cm  
**SPECIAL ORDER**



CORNER 90° (left & right)  
36 1/2" x 7 1/4" x 20"  
92.5cm x 18.5cm  
x 50cm  
**SPECIAL ORDER**



CORNER 45° (left & right)  
36 1/2" x 7 1/4" x 20"  
92.5cm x 18.5cm x 50cm  
**SPECIAL ORDER**



COPING  
39" x 7 1/4" x 20"  
100cm x 18.5cm x 50cm



CLOSED-END COPING \*\*  
48" x 7 1/4" x 20"  
120cm x 18.5cm x 50cm



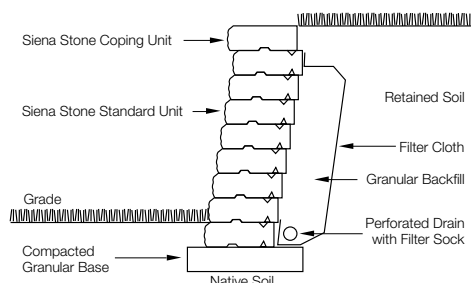
Stones & Bundling	Face Feet Per		Linear Feet Per		Units Per		Per Bundle		Lbs Per	
	Bundle	Unit	Bundle	Unit	Bundle	Face Feet	Layers	Sections	Unit	Bundle
Coping Closed End 48"	14.39	2.398	24.00	4.000	6	0.42		3	570	3,420
Coping 39"	12.00	2.000	19.50	3.250	6	0.50		3	477	2,863
Corner 45°	16.90	2.817	-	-	6	0.36			395	2,370
Corner 90°	16.90	2.817	-	-	6	0.36		3	390	2,341
Wall 333	18.00	2.000	29.25	3.250	9	0.50			288	2,592
Wall 500 - 39"	12.00	2.000	19.50	3.250	6	0.50		3	439	2,635
Wall 925 - 39"	6.00	2.000	9.75	3.250	3	0.50		3	942	2,635

\*\*48" Closed-End Coping Only: Brown, Granite, Mahogany Ash, Natural, Nevada

Notes: Only 48" Closed-end Coping units are available in color. Coping units can be used to construct steps. Custom color available (minimums apply). Unilock, through Risi Stone Systems International, can provide preliminary site engineering for most commercial projects. Soils information, site drawings, and loading requirements are some of the information details required in order to provide this preliminary site engineering. Contact your local Unilock representative for details. Retaining wall engineering software is also available free of charge at [www.unilock.com](http://www.unilock.com).

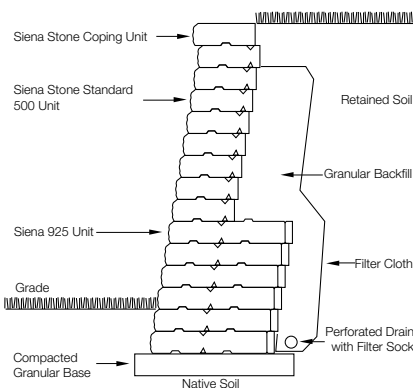
Internal Use Only. SST OH, SST\_CECoping ON

GRAVITY WALL



Cross sections are examples, and must not be used for construction.

GRAVITY 500 AND 925 WALL



Cross sections are examples, and must not be used for construction.

# SPLIT'N STACK®



GRANITE



RIVER



SIERRA



WEDGE UNIT  
8" x 4" x 8"  
20cm x 10cm x 20cm

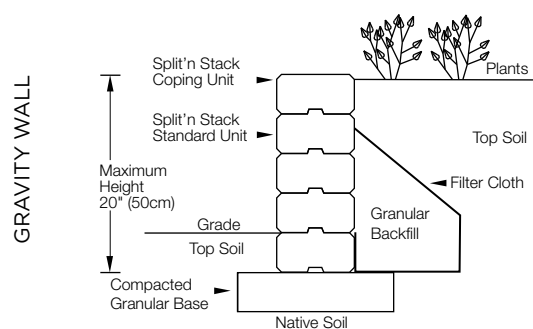


Stones & Bundling	Face Feet Per		Linear Feet Per		Units Per		Per Bundle		Lbs Per	
	Bundle	Unit	Bundle	Unit	Bundle	Face Feet	Layers	Sections	Unit	Bundle
Coping	25-33	0.193	87.50	0.583	150	5.17			17	2,611

Notes: Maximum height – 20" (under optimum conditions) including material below grade. Radius - minimum outside radius 29".  
All measurements are nominal.

Internal Use Only. SPL OH

## DETAILS FOR ROMANSTACK® & SPLIT'N STACK®

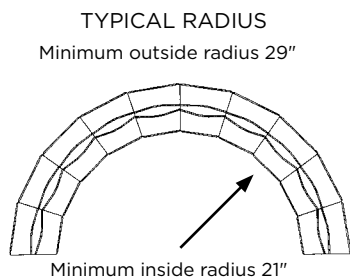


Cross sections are examples, and must not be used for construction.

Height	Courses	Length of Wall Measured in Feet					
		5'	10'	15'	20'	25'	30'
4"	1	9	18	27	36	45	54
8"	2	18	36	54	72	90	108
12"	3	27	54	81	108	135	162
16"	4	36	72	108	144	180	216
20"	5	45	90	135	180	225	270

### CIRCLE CHART


	FT	Full Circle # of Units	Half Circle # of Units	Quarter Circle # of Units
	2.5	23	12	7
	3	28	15	8
	4	38	20	10
OUTSIDE	5	47	24	13
RADIUS	6	56	29	15
	7	66	34	17
	8	75	38	20
	9	84	43	22
	10	94	48	24




# LAYING PATTERNS



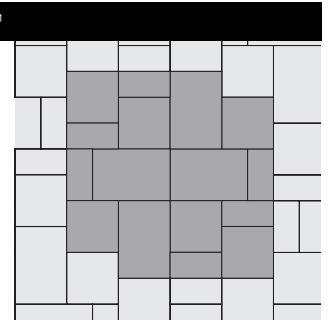
Artline A



Avante Ashlar A - 100%




BHF A - 40% Large Rectangle,  
40% Square, 20% Small Rectangle




BHF B - 40% Large Rectangle,  
40% Square, 20% Small Rectangle


## BRUSSELS BLOCK®




Brussels E - 100% Half



Brussels H - 67% Standard, 33% Half

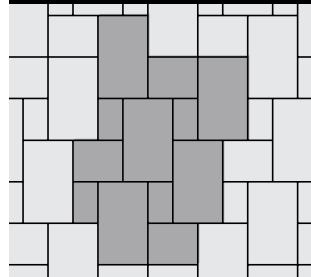


Brussels P - 67% Standard, 33% Half

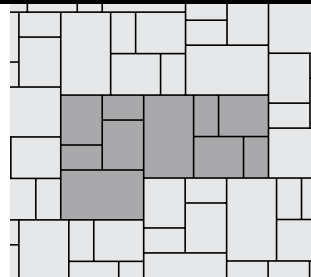


Brussels Y - 57% XL, 29% Standard,  
14% Half

## BRUSSELS BLOCK®

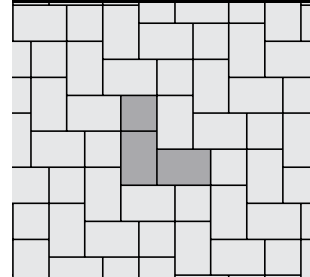


Brussels Z - 67% XL, 20% Standard,  
13% Half




Brussels AF - 40% XL, 40%  
Standard, 20% Half

## CAMELOT™




Camelot F - 75% Lg Rectangle,  
25% Square




Camelot L - 75% Lg Rectangle,  
25% Square

## COPTHORNE®




Copthorne A - 100% Standard




Copthorne V - 100% Standard

## COURTSTONE®




Courtstone A - 16% Square, 18% Sm.Rec.,  
19% Rec., 22% Lg. Rec., 25% XL Rec.

## IL CAMPO®

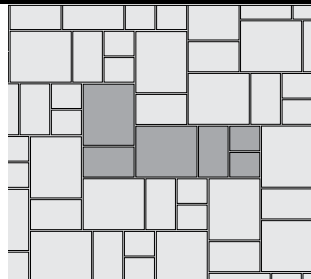


Il Campo A - 49% Large Rec.,  
34% Medium Rec., 17% Small Rec.

## IL CAMPO®




Il Campo B - 49% Large Rec.,  
34% Medium Rec., 17% Small Rec.



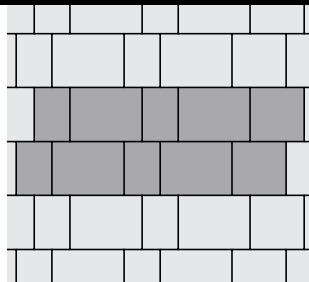
Il Campo C - 49% Large Rec.,  
34% Medium Rec., 17% Small Rec.



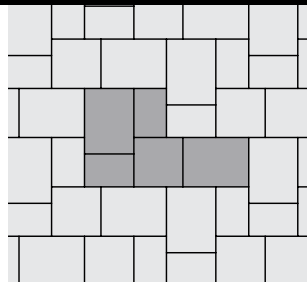
## RICHCLIFF®



Richcliff A - 100% Random




Richcliff B - 100% Random

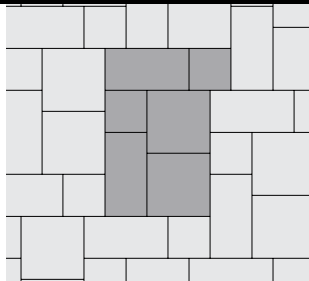


Richcliff B - 100% Random

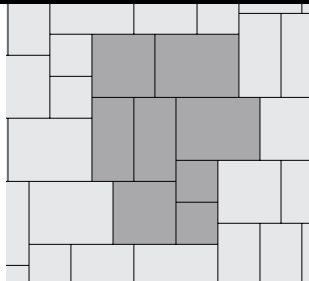
## RIVENSTONE™



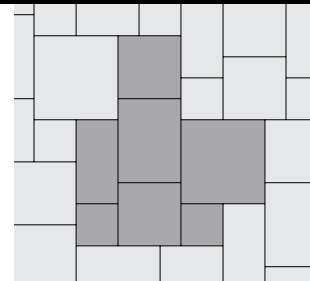
A - 45% 24"x24", 33% 18"x24",  
22.2% 12"x24"



D - 43% 18"x18", 38% 12"x24",  
19% 12"x12"




E - 37% 18"x24", 27% 18"x18",  
24% 12"x24", 12% 12"x12"

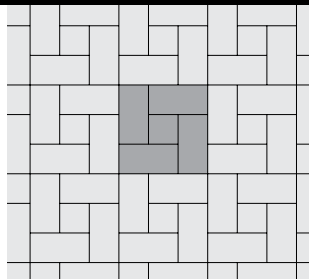


H - 26% 24"x24", 19% 18"x24",  
29% 18"x18", 13% 12"x24", 13% 12"x12"

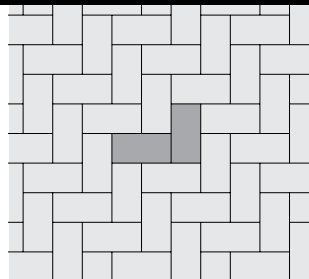
## SENZO™



Senzo A - 67% Rectangle, 33% Square

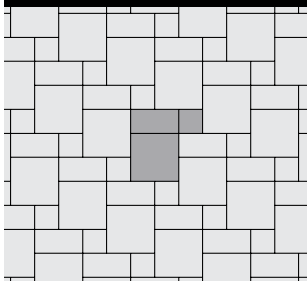


Senzo D - 89% Rectangle, 11% Square

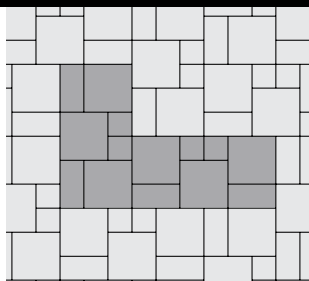


Senzo A - 100% Rectangle


## SERIES 3000®



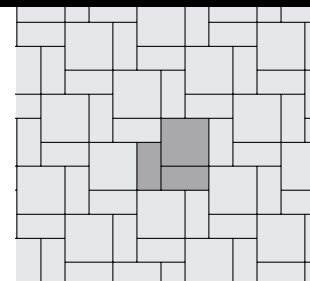
Series 3000 F - 57% 12"x12", 14%  
6"x6", 29% 6"x12"



Series 3000 G - 67% 12"x12", 11%  
6"x6", 22% 6"x12"




Series 3000 J - 29% 12"x12", 24%  
6"x6", 47% 6"x12"

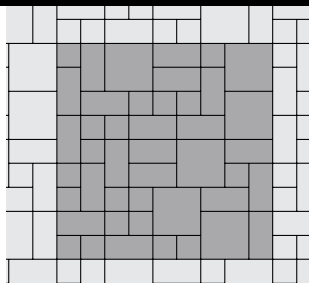


Series 3000 K - 50% 12"x12",  
50% 6"x12"

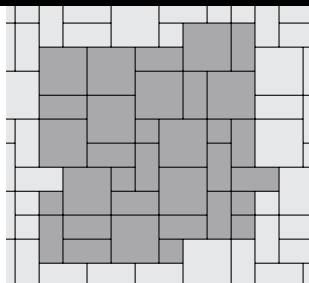
## STONEHENGE®




Stonehenge B - 50% Large Square,  
50% Rectangle



Stonehenge C - 30% Large Square,  
47% Rectangle, 23% Small Square

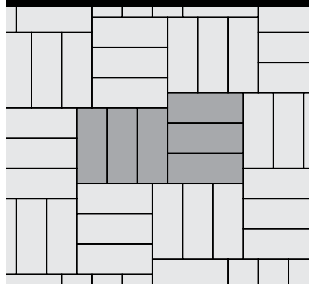


Stonehenge D - 54% Large Square,  
37% Rectangle, 9% Small Square




Stonehenge E - 80% Large Square,  
20% Small Square


## TOWN HALL™



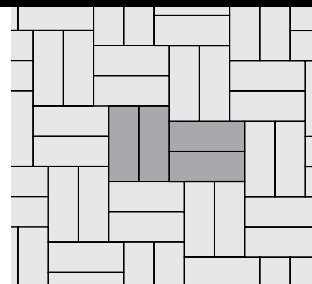
Town Hall A - 100% Standard



Town Hall B - 100% Standard




Town Hall C - 100% Standard




Town Hall D - 100% Standard


## THORNBURY™



Thornbury A - 49% Large Rec.,  
34% Medium Rec., 17% Small Rec.




Thornbury B - 49% Large Rec.,  
34% Medium Rec., 17% Small Rec.

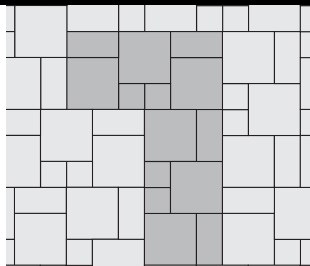


Thornbury C - 49% Large Rec.,  
34% Medium Rec., 17% Small Rec.


## UMBRIANO®




Umbriano A - 57% 16"x16",  
29% 16"x8", 14% 8"x8"



Umbriano B - 67% 16"x16",  
22% 16"x8", 11% 8"x8"

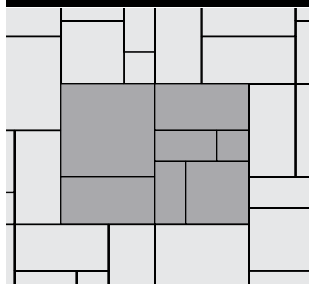


Umbriano C - 57% 16"x16",  
37% 8"x16", 9% 8"x8"

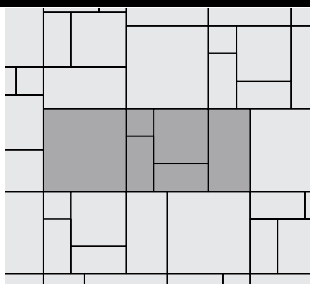


Umbriano D - 57% 16"x16",  
29% 16"x8", 14% 8"x8"

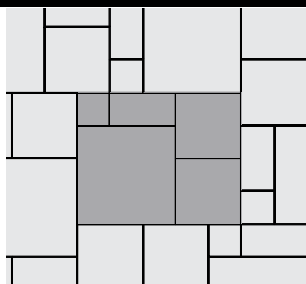
## UMBRIANO®



Umbriano E - 33% 24"x24", 33% 12"x24",  
15% 16"x16", 15% 16"x8", 4% 8"x8"




Umbriano F - 44% 24"x24", 22% 12"x24",  
19% 16"x16", 16% 16"x8", 5% 8"x8"



Umbriano H - 45% 24"x24",  
40% 16"x16", 10% 16"x8", 5% 8"x8"

## YORKSTONE™



Yorkstone A - 45% 24"x24", 33%  
18"x24", 22.2% 12"x24"

# UNILOCK ELEMENTS

## TUSCANY

Large decorative accents adorn the top of the Tuscany fireplace. Brussels Block® Fullnose is used to construct the ledges and mantle of the fireplace.



Tuscany Sierra with Copthorne® \*\*



Tuscany Sandstone with Copthorne® \*\*  
**SPECIAL ORDER**



Barcelona River with Richcliff® \*\*  
**SPECIAL ORDER**

## VENTANA SPECIAL ORDER NEW FOR 2016



The Ventana pre-built fireplace is constructed with Lineo™ Dimensional Stone.



## MODA SPECIAL ORDER NEW FOR 2016

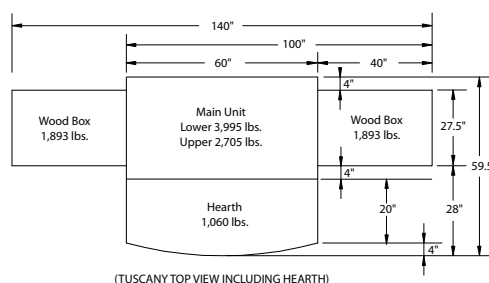
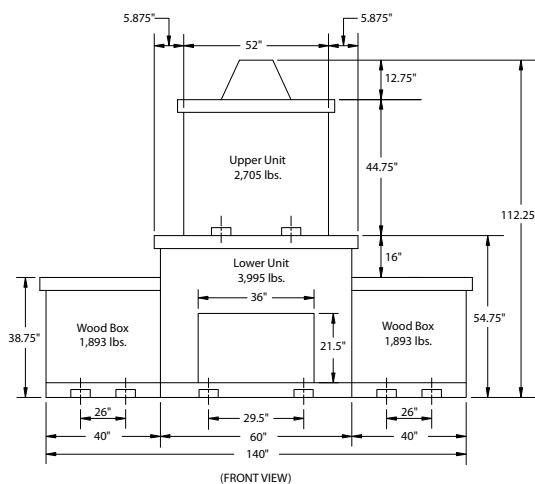
The Moda pre-built fireplace is constructed from Lineo Dimensional Stone and Series 3000® accent.



## BELLA SPECIAL ORDER NEW FOR 2016

The Bella pre-built fireplace is constructed from Rivercrest® Wall.

## TUSCANY FIREPLACE



\*\*Units and measurements may not be exactly as shown.

## CUSTOM ACCENTS



Copthorne®



Courtstone®



Richcliff®



Umbriano®



# UNILOCK ELEMENTS

Unilock Elements are available in TUSCANY and BARCELONA SERIES



**HEARTH**  
Hearth with gentle curved front.  
1025 lbs



**WOOD BOXES**  
Sold as a set of two and flank either  
side of the gas or standard fireplace.  
3750 lbs per set



**FIREPLACE**  
Two piece set (base and chimney),  
and it comes with stainless fire box.  
5620 lbs

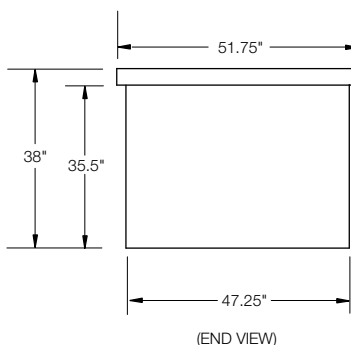
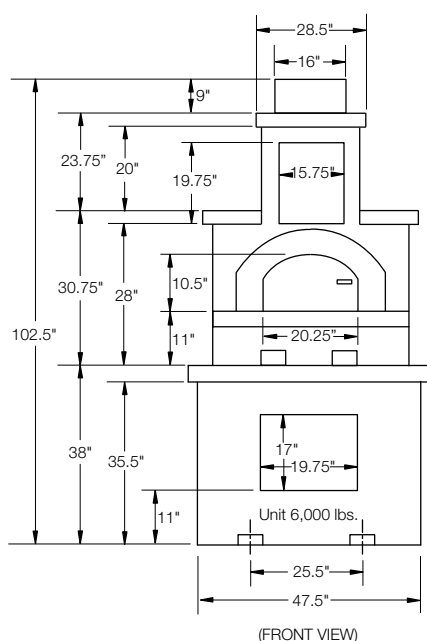


**GRILL ISLAND**  
Available with OCS Grill, protective  
cover, and stainless double door insert.  
3800 lbs



**BRICK OVEN**  
Two piece set (wood box  
base, brick oven), and it  
comes with metal termination  
cap, pipe and cooking utensils.

## TUSCANY & BARCELONA PIZZA OVEN



**Guarantee:** The standard Unilock guarantee applies to the units used to construct Unilock Elements. (See Unilock literature for details.) Third party grills and fireboxes carry their respective manufacturer's warranty and may change without notice.

**Note:** Unilock reserves the right to change model designs, accessories and colors without notice. Unilock will not be responsible for improper use or handling that results in property damage. Some models may not be exactly as shown. Fireplaces come complete with UL- approved stainless steel fireboxes. Check local building codes and regulations prior to ordering and installing Unilock Elements.

\*\*Units and measurements may not be exactly as shown.

# SEALERS, CLEANERS & SANDS

## PAVER CLEANERS



### POLYBIND™ OIL & GREASE CLEANER

Polybind Oil & Grease Cleaner is effective in removing oil and grease from the surface of concrete pavers and natural stones. Easy to use - dissolves, dislodges and removes oil and grease. No hydrochloric acid in product - washes off with water.

Packaging • 1 quart container (6 per carton, 24 cartons per pallet)

Note: Carefully read all instructions and safety information on product label prior to application. For additional safety information, see MSDS.



### POLYBIND™ EFFLORESCENCE CLEANER

Polybind Efflorescence Remover will remove any efflorescence stains trapped in the concrete paver and natural stone pores. It will make the pavers look more clean and vibrant. This efflorescence cleaning is a necessary step before a sealer is applied. The sealer will be able to get a deeper penetration into the now-clean pores.

Packaging • 1 & 5 gallon • Box of 4 x 1 US gallon (24 1 gal boxes & 48 5 gal pails per pallet)

Note: Carefully read all instructions and safety information on product label prior to application. For additional safety information, see MSDS.



### POLYBIND™ RUST CLEANER

Polybind Rust Cleaner is effective in removing rust from the surface of concrete pavers. Contains no muriatic acid.

Packaging • 1 quart container (6 per carton, 24 cartons per pallet)

Note: Carefully read all instructions and safety information on product label prior to application. For additional safety information, see MSDS.



### POLYBIND™ RUBBER, PAINT & TAR REMOVER

Polybind Rubber, Paint & Tar Remover is effective in removing rubber, paint and tar from the surface of concrete pavers and natural stone. Easily washes off with water and is easy to use.

Packaging • 1 quart container (6 per carton, 24 cartons per pallet)

Note: Carefully read all instructions and safety information on product label prior to application. For additional safety information, see MSDS.



### POLYBIND™ WET LOOK SEALER

Polybind Wet Look Sealer is made from acrylic-based polymers. It penetrates deep into the concrete paver and natural stone pores, thus reducing the oil and dirt penetration, as well as protecting them from the corrosion of de-icing salt.

Packaging • 1 and 5 gallon available • Box of 4 x 1 US gallon (24 1 gal boxes & 48 5 gal pails per pallet)

Note: Carefully read all instructions and safety information on product label prior to application. For additional safety information, see MSDS.



### POLYBIND™ SEAL SATIN LOOK

Polybind Seal Satin Look is made from acrylic-based polymers. It penetrates deep into the concrete paver and natural stone pores, thus reducing the oil and dirt penetration, as well as protecting them from the corrosion of de-icing salt. Low-gloss matte finish, solvent-based.

Packaging • 1 and 5 gallon available • Box of 4 x 1 US gallon (24 1 gal boxes & 48 5 gal pails per pallet)

Note: Carefully read all instructions and safety information on product label prior to application. For additional safety information, see MSDS.



### POLYBIND™ ECO SEAL LOW GLOSS

Polybind Eco Seal Low Gloss is 100% pure, high-grade acrylic used to seal concrete pavers, clay pavers and natural stone. It penetrates deep into the pavers and natural stone pores, thus reducing the oil and dirt penetration, as well as protecting them from the corrosion of de-icing salt.

Packaging • 1 and 5 gallon available • Box of 4 x 1 US gallon (24 1 gal boxes & 48 5 gal pails per pallet)

Note: Carefully read all instructions and safety information on product label prior to application. For additional safety information, see MSDS.



### POLYBIND™ ECO SEAL HIGH GLOSS

Polybind Eco Seal High Gloss is 100% pure, high-grade acrylic used to seal concrete pavers, clay pavers and natural stone. It penetrates deep into the pavers and natural stone pores, thus reducing the oil and dirt penetration, as well as protecting them from the corrosion of de-icing salt.

Packaging • 1 and 5 gallon available • Box of 4 x 1 US gallon (24 1 gal boxes & 48 5 gal pails per pallet)

Note: Carefully read all instructions and safety information on product label prior to application. For additional safety information, see MSDS.

## SEALERS

## SEALERS (CONTINUED)



### SUREBOND 1300 JOINT SAND STABILIZING SEALER - MATTE FINISH

Surebond Joint Stabilizing Sealer is an epoxy modified, single component VOC, EPA and OSHA compliant, solvent-free penetrating sealer that provides protection to interlocking paving stone installations against salt spray, acid rain, food and beverage stains, and other oxidizers. It binds joint sand together and ensures the integrity of the pavements by forming a homogeneous, flexible surface that stops erosion and joint sand failure in large paver installations. The sealer is also used to seal retaining walls and for concrete and aggregate and split-face stone to protect against staining salt spray and acid rain damage and discoloration for architectural, industrial, and residential installations.

Packaging • 1 and 5 gallon containers available • 55 gallon drum available on special order.

Note: Carefully read all instructions and safety information on product label prior to application. For additional safety information, see MSDS.



### SUREBOND 7000 JOINT STABILIZING SEALER - WET LOOK

Seals the surface and bonds joint sand between interlocking concrete pavers. Protects colored, stained and exposed aggregate concrete from staining. Resists acid, salt, other corrosives and weathering. Stabilizing Sealer is water based, single component and epoxy-modified. It exceeds all VOC and EPA standards. The product is non-hazardous and has the consistency of water. It is milky white in appearance when applied, and dries crystal clear creating a semi-gloss finish.

Packaging • 1 and 5 gallon available • 55 gallon drum available on special order

Note: Carefully read all instructions and safety information on product label prior to application. For additional safety information, see MSDS.



### SUREBOND 8700 WET LOOK JOINT SAND STABILIZER WITH FUNGICIDE

SB-8700 is an advanced premium acrylic sealer that will not yellow under exposure to sunlight. It's a 2 in 1 product; it protects the substrate surface and stabilizes jointing sand at the same time. Specially formulated with antifungal agents designed to help inhibit the growth of mold, fungi and moss on horizontal pavement surfaces, it forms a tenacious bond to the concrete or masonry surface. Wet look, Rain safe within 90 minutes, water repellent, breathable, solvent based.

Packaging:

- 1 gallon container
- 5 gallon pail (36 per skid)
- 55 gallon container (4 per skid)
- Box of 4 x 1 gallon containers (4 x 1 US gal)
- 36 cases per skid (of 1 gal)
- 80-120 sq.ft. coverage per gallon for pavers (approx.)\*
- 100-300 sq.ft. coverage per gallon for natural stone (approx.)\*

## ADHESIVES



### UNILOCK SB-10 ADHESIVE

10 oz - ADH009-1 / 28 oz RS-ADH015-1

10 oz. Tube: 20' at 1/4" bead (12/Case) (140 cs/skid) 28 oz. Tube: 52' at 1/4" bead (12/Case)(60 cs/skid)

SPECIFICATIONS - (Conforms to UN-STD. 1804, ASTM 2339-70& FHA UM-60)

Color: Natural Sand Color

Base: Rare Earths & High Strength Synthetic Rubbers & Resins

Weight: Over 8 lbs. Per Gallon (24 Cartridges at 26 lbs.)

Packaging: 1/10th Gallon Cartridges (10.5 Fl.Oz.)/12 per case

Staining: None

CLEANUP - Use mineral spirits or chlorinated solvents - read solvent suppliers caution notes for use of this product.

STORAGE - Store in cool place - Rotate stock - Keep at 70°F for 24 hours before use in cold weather. Store cartridges in upright position.



### POLYBIND HIGH STRENGTH HP LOW VOC ADHESIVE

10 oz. Tube: (12/Case) (90 cs/skid) 28 oz. Tube: (12/Case)(60 cs/skid)

SPECIFICATIONS - (Exceeds ASTM D3498 and ASTM C557)

This is one of the strongest polyurethane adhesives on the market and is specially formulated for bonding concrete, natural stones, block, bricks and pavers. It is intended to provide a permanent bond to approved materials and can be used on dry or humid surfaces. Drying times vary depending on factors such as humidity, porosity, temperature and materials bonded together. VOC compliant / Low odor / Non-shrinking / Fast curing. Environmentally friendly, it replaces solvent-based adhesives and is safe to use indoors or outdoors.

## SANDS



### POLYBIND HP SAND

Designed for paver joints up to a maximum of 1 inch.

Polybind HP Sand is a unique mixture of polymer binders and calibrated sand available in Nevada Tan, Oxford Grey & Ivory White. The installation of Polybind Sand is almost identical to using regular paver joint sand, except for the application of water. Once it sets, it becomes very firm and locks between the paver joints. This firm bond maintains pavers securely in place, being equally effective on both horizontal and sloped surfaces.

Packaging:

- 50 lb bag
- 56 bags per skid
- 65-85 sq.ft. coverage per bag for narrow joints, larger joints will require more sand



### POLYBIND COMPLETE SAND

Designed specifically for drainage and non-drainage base.

Polybind Complete Sand is specifically designed for drainage and non-drainage base systems. It can be used with concrete pavers, wetcast and natural stones. It is recommended for a variety of uses, including pool sides, patios foot paths, driveways, parking spaces, pavement, etc. This complete multi-purpose sand is available in three colors: Nevada Tan, Oxford Grey and Ivory White. It sets above the freezing temperature 32°F and can be used for joints up to a maximum of 1.5 in.

Packaging:

- 50 lb bag
- 56 bags per skid
- 65-85 sq.ft. coverage per bag for narrow joints, larger joints will require more sand



## SANDS (CONTINUED)



### POLYBIND DUST

Designed for natural stone joints 1/2" to 4".

Polybind Dust is a unique mixture of polymer binders and calibrated crushed stone available in two colors - Tan & Grey. Once Polybind Dust sets, it becomes very firm and locks between the stone joints. This firm bond maintains the stones securely in place, being equally effective on both horizontal and sloped surfaces.

Packaging:

- 50 lb bag
- 20-30 sq.ft. coverage per bag for joints 1"-2" wide and stones approximately 2" thick
- 56 bags per skid



### SUREBOND JOINTING SAND

This jointing sand will properly complete the interlocking of the segmental pavers because it is clean, angular and meets ASTM-C144 specifications. This type of sand is more stable in the paver joints and has the optimal gradation to ensure long term performance of the pavement system. Recommended for joints up to 3/4" • Washed, screened & dried • Available in tan & grey

50 lb bag



### POLYSWEEP POLYMERIC SAND

PolySweep is designed to keep sand in the joints by creating a semi-solid joint. It is a blend of native sands conforming to (ASTM C-144) and binders specially formulated to allow the joints to expand and contract with the elements such as extreme heat, extreme cold and freeze/thaw cycles. Preventing sand erosion from the pavement joints caused by rain and other water run-off. PolySweep has not only proven to produce less hazing, but it also deters weed growth and reduces overall pavement maintenance.

Max width: 2.5 cm (1"); a larger joint width is acceptable where the pavers intersect. Min depth: 3 cm (1.25").

50 lb/bag, 56 Bags/Skid (2860lbs/skid)

Available Colors: Grey and Tan

Coverage: Approx. Courtstone - 1 bag covers approximately 25 sq. feet.

**Note:** Extra care must be exercised when using on Courtstone®, Copthorne®, Richcliff® and Town Hall™. This product is not recommended for Il Campo®, Series 3000®, Unigranite®, Umbriano®.



### EASY PRO™

Ultimate Paving Stone Joint Compound

Designed for installation in light rain or sun with a surface temperature above 32°F, this pre-mixed epoxy resin product is ideal for residential driveways, patios, pool decks and walkways.

Features: Vacuum packed, pre-mixed and ready to use, eco-friendly (60% renewable products), no haze formulation, for joint widths starting from 1/8" wide 1 1/4" deep.

Colors: Tan, Black

50 lb container - premixed

Coverage: Approximately 50 sq. ft. /container Coverage will vary depending on the type/size of stone used.

STORAGE: Open product good for 30 day when covered with water.

**Note:** This product is not suitable for use with Il Campo®, Series 3000®, and Unigranite®.

SANDS \ FEATURES	SAND RECOMMENDATIONS BY PRODUCT			
	Polybind HP	Polybind Complete Sand	Polysweep Polymeric Sand	Unicare® Easy Pro®
	For joints up to 1/8" May be sealed. Tan color Non-binding sand	For joints up to 1" May be sealed. Available in Tan or Grey Binding sand	For joints up to 4" May be sealed. Available in Tan or Grey Binding sand	For joints up to 1" May be sealed. Available in Tan or Black Binding sand
Avante Ashlar™	N/R	✓	✓	✓
Copthorne®	✓	✓	✓*	✓
Courtstone®	✓	✓	✓	✓
Il Campo®	N/R	N/R	N/R	N/R
Richcliff®	✓	✓	✓*	✓
Rivenstone™	N/R	✓	✓	✓
Senzo™	✓	✓	N/R	N/R
Series 3000®	N/R	N/R	N/R	N/R
Town Hall™	✓	✓	✓	✓
Umbriano®	✓	✓	N/R	N/R
Unigranite®	N/R	N/R	N/R	N/R
Tumbled Pavers	✓	✓	✓	N/R
Standard Pavers	✓	✓	✓	✓

N/R - Not Recommended      ✓ - Recommended

✓\* - These pavers have a very narrow or slightly angled edge (chamfer) limiting sand penetration in the joint and causing possible weak bonding areas. The life cycle performance could be affected.

## SANDS (CONTINUED)

### IMPORTANT NOTICE

1. **DO NOT USE** Polymeric Jointing Sand on the following products:

Series 3000® Il Campo® Unigranite®

*If joint stabilization is required, use ordinary jointing sand and apply a stabilizing sealer. Contact your local Unilock office for recommended sealants and application specifics.*

2. **EXTRA CARE** must be exercised when using Polymeric Sand on the following products:

Courtstone® Copthorne® Richcliff® Town Hall® Umbriano®

Polymeric Jointing Sand can be used on these products but the fine polymers and binders in Polymeric Jointing Sand have a natural tendency to adhere to the surface and therefore extra diligence must be taken to pre-clean the surface prior to "wetting the sand in" and squeegee off the surface post application. Failure to do so will result in a "whitish haze" on the surface that is difficult to remove.

3. **IMPORTANT COMPACTION NOTICE:** Always pre-compact the pavers WITHOUT SAND IN THE JOINTS. This will facilitate proper leveling. Polymeric sand can then be swept into the joints. *Always use a compactor with a protective membrane attached to the bottom of the plate.*

Polymeric Jointing Sand, cleaners and sealers, must always be applied by a trained and experienced professional. Contact your local Unilock office for training and the most up-to-date best practices.

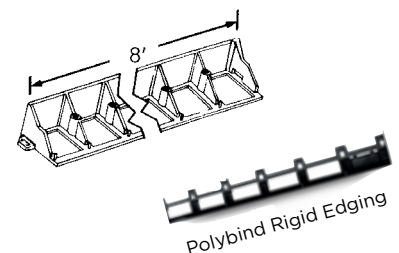
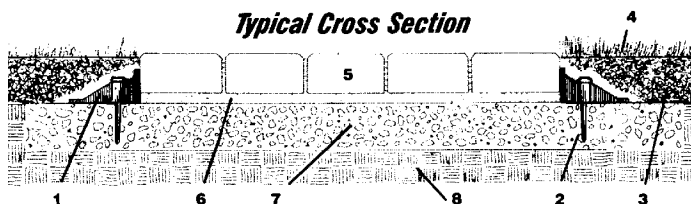
NOTICE: Unilock does not accept any responsibility for damage to the surface caused by the improper application and use of polymeric sand, sealers or cleaners. Unilock will not accept responsibility for alternate suppliers of polymeric sand, jointing sand, cleaners and sealers.

## EDGE RESTRAINT

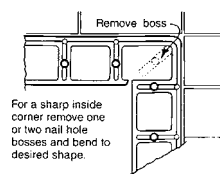
### SNAPEDGE - ONE-PIECE EDGING THAT DOES IT ALL!

- Only one part required for straight runs or curved installations.
- Built-in connector fastens one piece to the next – convenient 96" size, makes them easy to transport.
- Unique 'Snip and Flex' feature speeds installations of curves and corners without pre-planning.
- The open design allows a root system to grow through SnapEdge, further reinforcing the installation.
- Engineered to provide a strong, easy-to-install edge restraint for concrete/clay pavers.
- Nail hole bosses are full-length cylinders. Hammer blows will not fracture or force nail heads through edging.
- Also available in low profile for use with Rivenstone™, Yorkstone™ and natural stone materials.

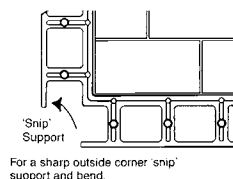
1. SnapEdge
2. 10" Spiral Spike
3. Soil
4. Turf
5. Sand Jointed Paver
6. Sand Jetting Course
7. Aggregate Base
8. Compacted Subgrade



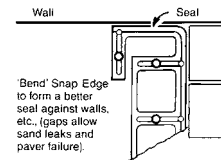
### TIPS FOR QUICK AND EASY INSTALLATION WITHOUT PRE-PLANNING



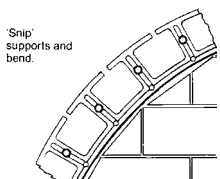
Sharp Inside Corner



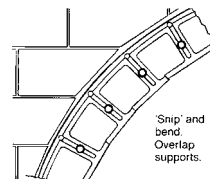
Sharp Outside Corner



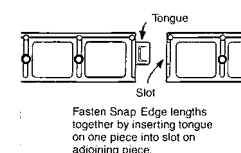
Proper Wall Installation



Gentle Outside Curves



Gentle Inside Curves



Pieces Snap Together

# LIGHTING SYSTEMS



NighTec® paver during daytime.



NighTec® paver during night time.

## NIGHTEC®

Night-lighting concrete blocks easily illuminate dark, hazardous areas or add an attractive accent to any landscape. The effect of noctilucent lighting is that of "phosphorescence". With phosphorescence, the luminescent materials charge themselves in UV- or black light and then illuminate in the dark. This effect is often called "glow in the dark". NighTec luminescent materials do not contain any phosphorous.

- Uses no electricity
- No special tools for installation required
- Charged by natural light
- Lighting period of up to 10 hours
- Night-lighting crystals inseparably fused to stone
- Non-poisonous
- Non-radioactive
- Safe for use with polymeric sand, sealers and cleaners.

Color: Aqua

Size: 10cm x 10cm x 8cm

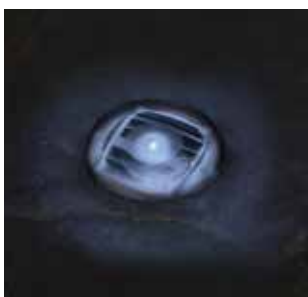
## SOLARCAP LIGHTS BY SKYFUEL

Colors: white and blue

Size: 2" (5cm) Diameter x 1.25" (3cm) High



Skyfuel unit



Skyfuel unit (solar charged)  
placed into a paving stone.

SolarCap lights can be installed anywhere. Installation itself is very easy. Different from 12V low voltage and 110V or 120V lighting which requires wiring, conduit, breakers, switches, timers and a monthly electricity charge. SolarCap lights can be placed anywhere you want without the range and economic constraints of wire. When it is installed in a sidewalk, patio, fountain, stairway, boardwalk, pool deck, building exterior, driveway, or garden path, it not only beautifies the landscape but also safely acts as a guide for pedestrian or vehicular traffic.

- Semi-permanent life
- 100,000 charge/discharge cycles
- No degradation of energy storage on performance
- Easy installation anywhere
- Horizontal or vertical placement
- Withstands vehicle loads as large as semi trucks and trailers
- 40C to +75C (-40F to +158F) operating temperature range
- Automatic on/off
- No electric leakage
- Water-proof structure
- Non-contaminating materials
- Charging time 5 hours (sunny) to 8-15 hours (cloudy or rainy)



# TOOLS

## PISA XL LIFTING TONG

The Pisa XL tong makes it easier to lift and place units, especially on the base course. The action of lifting the handle secures the lifter and makes for easy, balanced lifting and placement.



**4 LB. SPLITTING HAMMER**  
Used with Chisel and/or Wall Splitter.



## ATLANTIC WATERFALLS KIT

24" blue waterfall  
MODEL CF24B/CF24W  
CF24R/CF24SW

- 12 Volt
- 20 watts
- 1 1/4" FIPT inlet
- 2000 gph flow rate
- 5" lip extension
- 30' cord and trans
- 24" x 8"w x 3 1/2"h

\*Recommended for clean water and pond-free applications only\*



## PISA2® LEVEL

Used for leveling Pisa2, Roman Pisa and Split'n Stack wall systems.



## 4" CHISEL WITH HAND GUARD

Tapered on both sides for more controlled splitting.

## PAVER PULLER

Used for extracting pavers.



# CUTTING EQUIPMENT

## UNILOCK PAVER PRO

Industrial Diamond Blades which have been specifically engineered for the needs of the Professional Segmental Contractor.

Blades available in two sizes: 12" x 0.110  
14" x 0.110

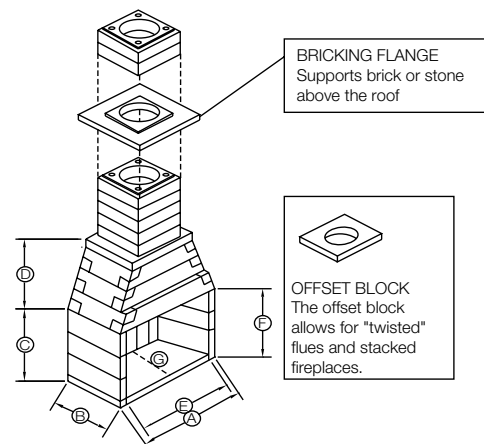


# FIRE ROCK FIREPLACE

## PRE-ENGINEERED MASONRY FIREPLACE AND CHIMNEY SYSTEM

The Fire Rock Masonry Fireplace and Chimney System is a pre-engineered refractory components kit system. Fire Rock products represent the latest technology in safe, high-performance, all-masonry fireplaces and chimneys. In recent years, many architects and landscape firms have utilized Fire Rock for outdoor rooms and patios.

Firebox		36"
Overall Width	A	44
Overall Depth	B	28.5
Firebox Height	C	38
Smoke Ch. Ht.	D	32.125
Opening Width	E	38.5
Opening Height	F	32.125
Firebox Depth	G	22.75
Width at Top		26
Width at Rear		27.875



## TOOLS AND ACCESSORIES

### ADHESIVES

Unilock Adhesives  
Unilock Adhesives (CASE) per tube

**UNITS PER  
PACKAGE**  
per tube  
12 per case

### BULK MATERIAL

Jointing Sand  
Polybind HP Sand  
Polybind Complete Sand  
Polybind Dust  
EasyPro Jointing Sand

**UNITS PER  
PACKAGE**  
56 per skid  
56 per skid  
56 per skid  
56 per skid  
50lb container

### CLEANERS & SEALERS

Solvent-Based Sealer  
Solvent-Based Sealer  
Water-Based Sealer  
Water-Based Sealer  
Surebond Joint Stabilizing Sealer-SB1300  
Surebond Joint Stabilizing Sealer-SB1300  
Surebond Joint Stabilizing Sealer-SB7000  
Surebond Joint Stabilizing Sealer-SB7000  
Surebond Wet Look Joint Stabilizing Sealer-SB8700  
Surebond Wet Look Joint Stabilizing Sealer-SB8700  
Cleaner (Dirt & Grease)  
Cleaner (Efflorescence)  
Cleaner (Rust Remover)  
Cleaner (Paint, Tar, Rubber)

**UNITS PER  
PACKAGE**  
1 gallon  
5 gallon  
1 gallon  
5 gallon  
1 gallon  
5 gallon  
1 gallon  
5 gallon  
1 gallon  
5 gallon  
1 quart  
1 gallon  
1 quart  
1 quart

### COMPACTION EQUIPMENT

Hand Tamper  
Urethane Pad

**UNITS PER  
PACKAGE**  
each  
each

### CUTTING DEVICES

Diamond Blade 12"x.110 (Regular)  
Diamond Blade 14"x.110 (Regular)  
Chisel with hand guard

**UNITS PER  
PACKAGE**  
each  
each  
each

### LIGHTING

NighTec™  
Skyfuel

**PACKAGE**  
each  
each

### DRAINAGE & REINFORCEMENTS

Filter Fabric 12.5' x 360'  
Filter Fabric 6.25' x 360'  
Geogrid 8.2' x 164'  
Cell-Tek™ Load Support Grid

**UNITS PER  
PACKAGE**  
per sq. ft.  
per sq. ft.  
per sq. ft.  
per sq. ft.

### EDGE RESTRAINTS

SnapEdge (8 Lf/pc)  
Polybind Rigid Edging (8 Lf/pc)  
Spikes – Spiral Ardox 10"  
Spikes – Spiral Ardox 10"

**UNITS PER  
PACKAGE**  
672 pcs/skid  
672 pcs/skid  
each  
case  
(approx. 225)

### FIREPLACE KIT

36" Outdoor Environmental Kit  
42" Outdoor Environmental Kit  
Additional 6" Chimney Extensions  
25lb bag of mortar

**UNITS PER  
PACKAGE**  
each  
each  
each  
each

### HAMMERS

Drilling Hammer 4 lb.

**UNITS PER  
PACKAGE**  
each

### HANDLING EQUIPMENT

Paver Extractor  
Paver Vacuum  
Pisa XL Lifting Tong

**UNITS PER  
PACKAGE**  
each  
each  
each

### LANDSCAPING SCREEDS

Magnesium Screed 4' x 1" x 4"  
Magnesium Screed 6' x 2" x 4"  
Magnesium Screed 8' x 2" x 4"

**UNITS PER  
PACKAGE**  
each  
each  
each

### LEVELING

Pisa Level  
Mighty "T" Level  
Shims  
Shims

**UNITS PER  
PACKAGE**  
each  
each  
sheets  
case

### LIMESTONE CAPS

Limestone Caps 24" x 24" x 3"  
Limestone Caps 32" x 32" x 3"  
Limestone Caps 28" x 28" x 3"

**UNITS PER  
PACKAGE**  
each  
each  
each

### UNILOCK PRE-BUILT ELEMENTS

Fireplace  
Hearth  
2 Wood Boxes  
BBQ Grill  
Water Feature  
Brick Oven  
Fire Pit

**UNITS PER  
PACKAGE**  
each  
each  
pair  
each  
each  
each  
each

### FIREPIT KITS

Sunset Firepit Kit  
Rivercrest Firepit Kit

**UNITS PER  
PACKAGE**  
each  
each

# CALCULATIONS

## AREA OF A CIRCLE

Radius (in.)	18	21	24	27	30	33	36	39	42	45	48	51	54	57
Radius (ft.)	1.50	1.75	2.00	2.25	2.50	2.75	3.00	3.25	3.50	3.75	4.00	4.235	4.50	4.75
Square Feet	7.07	9.62	12.56	15.90	19.63	23.75	28.26	33.17	38.47	44.16	50.24	56.72	63.59	70.85
Circumference (in.)	113.04	131.88	150.72	169.56	188.40	207.24	226.08	244.92	263.76	282.60	301.44	320.28	339.12	357.96
Circumference (Ft.)	9.42	10.99	12.56	14.13	15.70	17.27	18.84	20.41	21.98	23.55	25.12	26.69	28.26	29.83

Area of a circle = 3.14 x Radius x Radius

Circumference = 6.28 x Radius

## AREA CONVERSION CHART

Square Feet	1	2	3	4	5	6	7	8	9	10	11	12	13	14
Square Meter	0.09	0.19	0.28	0.39	0.46	0.56	0.65	0.74	0.84	0.93	1.02	1.11	1.21	1.30
Square Meter	1	2	3	4	5	6	7	8	9	10	11	12	13	14
Square Feet	10.76	21.53	32.29	43.06	53.82	64.58	75.35	86.11	96.88	107.64	118.40	129.17	139.93	150.69
Cubic Yard	1	2	3	4	5	6	7	8	9	10	11	12	13	14
Cubic Feet	27	54	81	108	135	162	189	216	243	270	297	324	351	378

Area Square = Length x Width

Area Triangle = 1/2 Base x Height

## LINEAR DISTANCE CONVERSION CHART

Inches	1	2	3	4	5	6	7	8	9	10	11	12	13	14
Centimeters	2.54	5.08	7.62	10.16	12.70	15.24	17.78	20.32	22.86	25.40	27.94	30.48	33.02	35.53
Centimeters	1	2	3	4	5	6	7	8	9	10	11	12	13	14
Inches	0.39	0.79	1.18	1.57	1.97	2.36	2.76	3.5	3.54	3.94	4.33	4.72	5.12	5.51
Feet	1	2	3	4	5	6	7	8	9	10	11	12	13	14
Meters	0.30	0.61	0.91	1.22	1.52	1.83	2.13	2.44	2.74	3.05	3.35	3.66	3.96	4.25
Meters	1	2	3	4	5	6	7	8	9	10	11	12	13	14
Inches	39.37	78.74	118.11	157.48	196.85	236.22	275.59	314.96	354.33	393.70	433.07	472.44	511.81	551.18
Feet	3.28	6.56	9.84	13.12	16.40	19.69	22.97	26.25	29.53	32.81	36.09	39.37	42.65	45.93

## WEIGHT CONVERSION CHART

Pounds	1	2	3	4	5	6	7	8	9	10	11	12	13	14
Kilograms	0.45	0.91	1.36	1.81	2.27	2.72	3.18	3.63	4.08	4.54	4.99	5.44	5.90	6.35
Kilograms	1	2	3	4	5	6	7	8	9	10	11	12	13	14
Pounds	2.20	4.41	6.61	8.82	11.02	13.23	15.43	17.64	19.84	22.05	24.25	26.46	28.66	30.86

Calculation charts and formulas are provided as a service by Unilock for estimating material requirements. Unilock will not be held responsible in any way for resulting product overage or shortage.



## BEDDING MATERIALS CHART (APPROXIMATE IMPERIAL TONS)

Square Feet	Bedding Course											
	1"	2"	3"	4"	5"	6"	7"	8"	9"	10"	11"	12"
50	0.3	0.5	0.8	1.0	1.3	1.5	1.8	2.0	2.3	2.5	2.8	3.0
100	0.5	1.0	1.5	2.0	2.5	3.0	3.5	4.0	4.5	5.0	5.5	6.0
150	0.8	1.5	2.3	3.0	3.8	4.5	5.3	6.0	6.8	7.5	8.3	9.0
200	1.0	2.0	3.0	4.0	5.0	6.0	7.0	8.0	9.0	10.0	11.0	12.0
250	1.3	2.5	3.8	5.0	6.3	7.5	8.8	10.0	11.36	12.5	13.8	15.0
300	1.5	3.0	4.5	6.0	7.5	9.0	10.5	12.0	13.5	15.0	16.5	18.0
350	1.8	3.5	5.3	7.0	8.8	10.5	12.3	14.0	15.8	17.5	19.3	21.0
400	2.0	4.0	6.0	8.0	10.0	12.0	14.0	16.0	18.0	20.2	22.0	24.0
450	2.3	4.5	6.8	9.8	11.3	13.5	15.8	18.0	20.3	22.5	24.8	27.0
500	2.5	5.0	7.5	10.0	12.5	15.0	17.5	20.0	22.5	25.0	27.5	30.0
550	2.8	5.5	8.3	11.0	13.8	16.5	19.3	22.0	24.8	27.5	30.3	33.0
600	3.0	6.0	9.0	12.0	15.0	18.0	21.0	24.0	27.0	30.0	33.0	36.0
650	3.3	6.5	9.8	13.0	16.3	19.5	22.8	26.0	29.3	32.5	35.8	39.0
700	3.5	7.0	10.5	14.0	17.5	21.0	24.5	28.0	31.5	35.0	38.5	42.0
750	3.8	7.5	11.36	15.0	18.8	22.5	26.3	30.0	33.8	37.5	41.3	45.0
800	4.0	8.0	12.0	16.0	20.0	24.0	28.0	32.0	36.0	40.0	44.0	48.0
850	4.3	8.5	12.8	17.0	21.3	25.5	29.8	34.0	38.3	42.5	46.8	51.0
900	4.5	9.0	13.5	18.0	22.5	27.0	31.5	36.0	40.5	45.0	49.5	54.0
950	4.8	9.5	14.3	19.0	23.8	28.5	33.3	38.0	42.8	47.5	52.3	57.0
1000	5.0	10.0	15.0	20.0	25.0	30.0	35.0	40.0	45.0	50.0	55.0	60.0

Actual volume may vary due to type of materials, moisture content, and compaction.

Calculation charts and formulas are provided as a service by Unilock for estimating material requirements. Unilock will not be held responsible in any way for resulting product overage or shortage.

## BASE DEPTH CHARTS (CUBIC YARDS)

Square Feet	Bedding Course											
	1"	2"	3"	4"	5"	6"	7"	8"	9"	10"	11"	12"
50	0.2	0.3	0.5	0.6	0.8	0.9	1.1	1.2	1.4	1.5	1.7	1.9
100	0.3	0.6	0.9	1.2	1.5	1.9	2.2	2.5	2.8	3.1	3.4	3.7
150	0.5	0.9	1.4	1.9	2.3	2.8	3.2	3.7	4.2	4.6	5.1	5.6
200	0.6	1.2	1.9	2.5	3.1	3.7	4.3	4.9	5.6	6.2	6.8	7.4
250	0.8	1.5	2.3	3.1	3.9	4.6	5.4	6.2	6.9	7.7	8.5	9.3
300	0.9	1.9	2.8	3.7	4.6	5.6	6.5	7.4	8.3	9.3	10.2	11.1
350	1.1	2.2	3.2	4.3	5.4	6.5	7.6	8.6	9.7	10.8	11.9	13.0
400	1.2	2.5	3.7	4.9	6.2	7.4	8.6	9.9	11.1	12.3	13.6	14.8
450	1.4	2.8	4.2	5.6	6.9	8.3	9.7	11.1	12.5	13.9	15.3	16.7
500	1.5	3.1	4.6	6.2	7.7	9.3	10.8	12.3	13.9	15.4	17.0	18.5
550	1.7	3.4	5.1	6.8	8.5	10.2	11.9	13.6	15.3	17.0	18.7	20.4
600	1.9	3.7	5.6	7.4	9.3	11.1	13.0	14.8	16.7	18.5	20.4	22.2
650	2.0	4.0	6.0	8.0	10.0	12.0	14.0	16.0	18.1	20.1	22.1	24.1
700	2.2	4.3	6.5	8.6	10.8	13.0	15.1	17.3	19.4	21.6	23.8	25.9
750	2.3	4.6	6.9	9.3	11.6	13.9	16.2	18.5	20.8	23.1	25.5	27.8
800	2.5	4.9	7.4	9.9	12.3	14.8	17.3	19.8	22.2	24.7	27.2	29.6
850	2.6	5.2	7.9	10.5	13.1	15.7	18.4	21.0	23.6	26.2	28.9	31.5
900	2.8	5.6	8.3	11.1	13.9	16.7	19.4	22.2	25.0	27.8	30.6	33.3
950	2.9	5.9	8.8	11.7	14.7	17.6	20.5	23.5	26.4	29.3	32.3	35.2
1000	3.1	6.2	9.3	12.3	15.4	18.5	21.6	24.7	27.8	30.9	34.0	37.0

Actual volume may vary due to type of materials, moisture content, and compaction.

Calculation charts and formulas are provided as a service by Unilock for estimating material requirements. Unilock will not be held responsible in any way for resulting product overage or shortage.

# IMPORTANT NOTES

## UNILOCK PAVER PATTERNS

This Product Data Guide contains an extensive reference to patterns and designs. The purpose of these pattern swatches is to help the designer plan unique and exceptional designs. The percentages of products shown are based on the pattern and not on bundle configurations. In fact, there may be situations in which a pattern has been created with one particular size of stone, but that stone only comes packaged with two other sizes. This means that the designer will have to plan how the other components are used in the overall plan. This is usually accomplished by adding a border or an accent. As a result, overages or shortages may occur in certain patterns. The designer and/or installer of Unilock products accepts all responsibility for design and all associated costs incurred as a result of applying any of Unilock's suggested design patterns in a project. Please plan your project and review your order carefully prior to ordering.

## TRANSFERABLE LIFETIME GUARANTEE

Unilock provides a Transferable Lifetime Guarantee\* on the structural integrity of our paving stones, slabs and retaining wall units to the original purchaser of the product for residential use. Any materials installed and maintained to our guidelines, and subject to normal wear, that prove defective, will be replaced without cost. Color matching cannot be guaranteed and replacement labor is not included. Proof of purchase is required.

Excessive defective material (over the industry accepted normal of 2% for non-tumbled unit pavers) delivered to the purchaser will be replaced free of charge if a written claim is made within 5 days of delivery from the manufacturer. Such claims will not constitute reason for delaying payment. All goods shall be deemed accepted if completely installed. Inspect concrete products prior to opening bundle packaging to ensure that shape and color are as ordered. Unsatisfactory material must be available for inspection by Unilock to entitle the purchaser to any adjustment or credit. Inspect all concrete units during installation and set aside any which are chipped or cracked to use for any cut pieces required. The color of concrete products may vary significantly between production lots. Always install concrete units from several bundles simultaneously to ensure proper distribution of color. Prior to final compaction, inspect installed pavers for good color distribution. Relocate certain pavers, if necessary, to achieve desired color blend.

\*Transferable Lifetime Guarantee: Register your project within 60 days of your dated proof of purchase to ensure your Unilock Guarantee is fully transferable! Simply go online at [unilock.com](http://unilock.com) and follow instructions. Once processed, you will receive an original Transferable Warranty Certificate for your records.

## PRODUCT HANDLING WARNING

**Bundle Straps Under Tension - Use extreme caution when removing or handling straps.** Always wear gloves, goggles, safety footwear, and protective clothing when removing or handling straps. Failure to do so may result in serious bodily injury or loss of sight. Cut all concrete products only in well ventilated areas. Inhalation of dust is a serious health risk. A "NIOSH" (US) or a "CSA" (CDN) approved respirator, safety goggles, hearing protectors, and gloves must be worn at all times. Always "wet-cut" or "wet grind" concrete products to minimize dust.

Do not stack bundled concrete products higher than 2 bundles high. Contents of the bundle may be unstable and subject to topple when stacked. Always use extreme caution and appropriate equipment when transporting or storing bundled concrete products. Failure to do so may result in serious bodily injury or death. Always obey gross vehicle weight (GVW) loading limitations and regulations.

Hazard Rating: Fire 0, Health 1, Reactivity 0. See MSDS Concrete Masonry (Pavers). Contact Unilock for complete sheet or view safety information at [www.unilock.com](http://www.unilock.com).

*Unilock assumes no liability or responsibility for loss or damage, resulting from the improper use or handling of our products, or from failure to follow instructions, warnings, and/or advisories on the product label, and on the MSDS sheet.*

## TRADEMARK AND LEGAL INFORMATION

Umbriano® is a trademark of Metten Stein + Design GmbH & Co KG used under license by Unilock.


Unilock Ltd. and Hengestone Holdings, Inc. are the owners or authorized users of all trademarks used in this publication unless otherwise specified.

Measurements throughout this portfolio are nominal.

\*Colors shown in this catalog should be used only as a guide. Colors should always be chosen from actual samples. Contact your local Unilock representative for color availability in your area.

Not all products shown are available at all Unilock locations. Log on to [www.unilock.com](http://www.unilock.com) for availability.

## FINISHES



BRUSHED



COBBLESTONE



WEATHERED



DIMPLED AND WEATHERED



FLAGSTONE




SMOOTH



WASHED



SMOOTH - ZERO BEVEL



SPLIT



TIMEWORN



SPLIT AND WEATHERED



STANDARD

## COLOR BLEND DESCRIPTIONS

COLOR NAME	DESCRIPTION	COLOR NAME	DESCRIPTION
Autumn Sunset	Brown Flake	Iron River	White and Grey with veins of Rust
Basalt	Blue-Black	Limestone	Light Grey
Bavarian Blend	White, Buff and Charcoal	Mahogany Ash	Brown and Charcoal
Black Granite	Black Granite and Charcoal	Mediterrano	Red, Buff and Beige
Bluestone	Blue with Black and Brown veining	Midnight Sky	Charcoal and Black Flake
Canyon	Plum, Yellow-Brown	Nevada	Buff and Natural
Castano	Dark Brown and Burnt Brown blend	Nuvola	Dark Charcoal and Light Grey
Coastal Slate	Grey and Tan	Pebble Taupe	Tan and Brown
Coffee Creek	Buff, Charcoal, Mauve	River	Buff, Natural and Charcoal
Cremo	Cream and Buff	Rustic Red	Red and Charcoal
Crystal Rose	Light Charcoal, Fine Rose Quartz, Black	Sandstone	Light Buff
	Granite and Black Metallic	Sierra	Buff, Charcoal and Brown
Dawn Mist	Grey and Tan	Slate Blue	Blue, with mauve and buff accents
Granite	Charcoal and Natural	Summer Wheat	Cream White with Pale Yellow & Beige Particles
Heritage Brown	Dark Brown and Salmon	Sycamore	Dark Brown, Buff and Charcoal
Heritage Clay	Burnt Clay and Basalt	Walnut	Dark Brown, Light Brown and Buff accents
Heritage Red	Burgundy Red and Basalt	Winter Marvel	White and Black Flake
Ice Grey	Grey and White		



## UNIT PAVERS

Product	Page	Finish	Pedestrian	Residential Vehicular	Commercial Vehicular	Environmental	For Borders & Accents
Artline™	2	SM	✓				✓
Avante Ashlar™	3	F	✓	✓			
Beacon Hill Flagstone™	3	F	✓				
Brussels Block <sup>®</sup>	4	W	✓	✓			✓
Brussels Fullnose™/Double Fullnose™	4	W	✓				
Camelot™	5	S	✓	✓	✓		✓
Copthorne <sup>®</sup>	5	T	✓	✓			✓
Courtstone <sup>®</sup>	6	C	✓	✓			✓
Eco-Optiloc™	6	S	✓	✓	✓	✓	
Eco-Priora™	7	S	✓	✓	✓	✓	
Eco-Priora™ - Standard finish	7	B	✓	✓	✓	✓	
Eco-Priora™ - Il Campo finish	7	B	✓	✓	✓	✓	
Hollandstone™ / Holland Premier™	8	S	✓	✓	✓		✓
Il Campo <sup>®</sup>	9	B	✓	✓	✓		✓
Natural Stone	10						
Optiloc <sup>®</sup>	10	S	✓	✓	✓		
Porcelain Tile	11						
Richcliff <sup>®</sup> / Richcliff XL	12	F	✓	✓			✓
Rivenstone™	13	F	✓				
Senzo™	13	SM	✓	✓	✓		✓
Series 3000 <sup>®</sup>	14	WS	✓	✓	✓		✓
Stonehenge <sup>®</sup>	14	DW	✓	✓			✓
Thornbury™	15	F	✓	✓	✓		
Town Hall™	15	T	✓	✓	✓	✓	✓
Treo™	16	F	✓	✓			✓
Turfstone™	16	S		✓		✓	
Umbriano <sup>®</sup>	17	SZ	✓	✓	✓		✓
Unigranite <sup>®</sup>	18	SP	✓	✓			✓
Yorkstone™	18	F	✓				

## RETAINING WALLS

Product	Page	Finish	Gardens	Retaining Walls	Steps	Seatwalls	Pillars
Belmuro Wall™	19	SZ	✓			✓	✓
Brussels Dimensional System™	20	W	✓	✓	✓	✓	✓
DuraHold <sup>®</sup>	21	S		✓			
DuraHold2 <sup>®</sup>	22	S		✓			
Estate Wall <sup>®</sup>	23	SP/W	✓	✓	✓	✓	✓
Lineo™ Dimensional Stone	29	SZ	✓	✓	✓	✓	✓
Pisa2 <sup>®</sup>	30	SP	✓	✓	✓	✓	✓
Rivercrest <sup>®</sup> Wall	31	F	✓		✓	✓	✓
RomanPisa <sup>®</sup>	32	SP/W	✓	✓	✓	✓	✓
RomanStack <sup>®</sup>	32	SP/W	✓				
SienaStone <sup>®</sup>	33	SP		✓	✓		
Split'n Stack <sup>®</sup>	34	SP	✓				

## FINISHES:

B=Brushed; C=Cobblestone; D=Dimpled; DW=Dimpled and Weathered; F=Flagstone; S=Standard; SM=Smooth; SZ=Smooth Zero Bevel; SP=Split; SP/W=Split and Weathered; T=Timeworn; W=Weathered; WS=Washed

This application chart should only be used as a guide. Site conditions, base materials, pattern, and frequency of use may vary the performance of various types and styles of products.







UNILOCK.COM | 1-800-UNILOCK

---

BOSTON  
(508) 278-4536

**CLEVELAND**  
(330) 927-4000

NEW YORK  
(845) 278-6700

BUFFALO  
(716) 822-6074

DETROIT  
(248) 437-7037

TORONTO  
(416) 646-9000

CHICAGO  
(630) 892-9191

MILWAUKEE  
(262) 742-3890