



2022 | Product Resource Guide





Laying a Foundation for Inspiration

50 years ago, our founder had a dream. When Ed Bryant introduced the UNI-Stone paver to the North American market, he essentially established the hardscaping industry here. Since then, we have continued to innovate and grow. As a result, we are proud to have played a part in creating countless beautiful spaces, from backyard patios to landmark destinations across the continent. And we're just getting started. We know Ed would be proud.



UNILOCK® **50**
PAVING IT FORWARD YEARS

UNILOCK



PAVERS

	PAGE
Artline™	6
Beacon Hill™ Flagstone 60mm	8
Beacon Hill™ Flagstone 80mm	10
Beacon Hill™ Smooth 60mm	12
Beacon Hill™ Smooth 80mm	14
Bristol Valley*	16
Bronte® Street Paver	18
Brussels Block*	20
Copthorne*	22
Courtstone*	24
Dura-Flow*	26
Dura-Mat	28
Eco-Line*	30
Eco-Optiloc™	32
Eco-Priora™	34
Eco-Promenade*	36
Granito™	38
Hollandstone™ / Double Holland	40
Il Campo*	42
Mattoni™	44
Northshore™	46
Optiloc™	48
Promenade Plank™	50
Revela™	52
Richcliff*	54
Senzo™	56
Series™ 70mm	58
Series™ 100mm	60
Town Hall*	62
Treo® Smooth	64
Tribeca Cobble™	66
Turfstone™	68
Umbriano® 60mm	70
Umbriano® 70mm	72
Umbriano® 80mm	74
Umbriano® 100mm	76
Windermere® Flagstone	78
Windermere® Smooth	80



SLABS

	PAGE
Arcana™ Slab	84
Beacon Hill™ Smooth Slab	86
Metro Slab™	88
Promenade Plank™ Slab	90
Revela™ Slab	92
Richcliff® Slab	94
Soreno™ Slab	96
Umbriano® Slab	98
Natural Stone Slabs	
Bucine Bluestone (Sandstone)	100
Black River (Limestone)	102
Greyfield (Sandstone)	104
Indian Coast (Sandstone)	106
Ivory Sand (Sandstone)	108
Stone Cliff Grey (Sandstone)	110
Porcelain Tile Slabs	112-117
Granite Slabs	
Black Oyster	118
Castle Grey	120
Galaxy Frost	122



RETAINING WALLS AND VERTICALS

	PAGE
Brussels Dimensional Stone*	126
DuraHold*	128
DuraHold2*	130
Lineo™ Dimensional Stone	132
Pisa2™	134
Pisa Smooth™	136
SienaStone™	138
SienaStone™ Smooth	140
SonomaStone™	142
U-CARA*	144
U-CARA® Modular System	146



STEPS, TREADS & COPING

	PAGE
Brussels Fullnose™	150
Ledgestone™ Pillar Caps & Coping	151
Pisa2™ Coping	153
Pisa Smooth™ Coping	154
Umbriano® Coping	155
Universal Coping	156
Natural Stone (Limestone) Coping	157
Natural Stone (Sandstone) Coping	158
Natural Stone Pillar Caps & Coping (Bucine Bluestone)	159
Canadian Granite Coping	161
Ledgestone™ Steps	162
SienaStone™ Steps	163
SienaStone™ Smooth Steps	164
Natural Stone (Limestone) Steps	165
Natural Stone (Sandstone) Steps	166
Natural Stone Steps (Bucine Bluestone)	167
Canadian Granite Steps	169
Coping Pairings	170
Step Tread Pairings	171

ACCESSORIES / PRODUCT & INSTALLATION INFO

	PAGE
Fire Pits	174
Unilock Elements	175-176
DRIVECEL™	178-179
DRIVEGRID™	180-181
Sealers/Cleaners/Edging/Adhesives	182-184
Sands & Grouts	184-188
Accessories	189-190

THINGS TO KNOW

	PAGE
Charts & Calculations/Things to Know	192-193
Sealer & Polysand Best Practices	194
Important Notes	195
Finishes & Colour Blends	196
Product Directory	197-198
Paver Reference Guide	199-200
Wall Reference Guide	200
Leed Credit Opportunities & SRI info	201

IMPORTANT NOTES:

*All measurements are published as D x W x H.

*All imperial measurements are approximate conversions only.

*Colour selection should be chosen from actual samples.





UNILOCK® COLLECTION OF

Pavers

From traditional shapes and textures to the most advanced technology and unique styles, the choices available in our paver collection are unrivaled in the industry.

Pavers: Beacon Hill™ Smooth (Opal Blend) with Series™ (Black Granite) accent and Promenade Plank™ Paver inlays

Walls: U-Cara® Smooth (Opal Blend) with U-Cara® Series™ (Black Granite) accent

Step Treads & Coping: Natural Stone

ARTLINE™

Special Order only. Minimum qty's apply

ENDURACOLOR™



GRANITE FUSION

PRODUCT ATTRIBUTES

Visual Appearance	The long, clean lines of Artline™ reflect an emerging trend to modern, linear outdoor designs. The product is sold in a random bundle of seven different rectangular shapes in two widths and varying lengths.
Finish	Artline™ uses EnduraColor™ technology for a refined surface with long lasting colour and some even have EasyClean™, an integral surface protection from stains. These finishes can be used separately for a cohesive look, or combined together to create colour and textural interest.

PRODUCT SPECIFICATIONS



$7\frac{3}{8} \times 8\frac{7}{8} \times 2\frac{3}{4}"$
188 x 225 x 70mm



$7\frac{3}{8} \times 13\frac{1}{4} \times 2\frac{3}{4}"$
188 x 338 x 70mm



$7\frac{3}{8} \times 17\frac{3}{4} \times 2\frac{3}{4}"$
188 x 450 x 70mm



$4\frac{7}{8} \times 6\frac{1}{2} \times 2\frac{3}{4}"$
125 x 169 x 70mm



$4\frac{7}{8} \times 10\frac{1}{2} \times 2\frac{3}{4}"$
125 x 263 x 70mm



$4\frac{7}{8} \times 13\frac{1}{4} \times 2\frac{3}{4}"$
125 x 338 x 70mm



$4\frac{7}{8} \times 17\frac{3}{4} \times 2\frac{3}{4}"$
125 x 450cm x 70mm

7 UNIT RANDOM BUNDLE

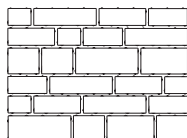
EDGE DETAILS



MICRO BEVEL


BUNDLE CONFIGURATION

ARTLINE
RANDOM BUNDLE



LAYING PATTERNS

ARTLINE
RANDOM BUNDLE



*Colour selection should be chosen from actual samples.

TECHNICAL INFORMATION

ASTM C 936 Standard Specifications for Solid Concrete Interlocking Paving Units

Conforms to:

- C140 for Absorption 5% avg - 7% max
- Compressive Strength > 7,200 PSI avg.
- C67 for Freeze-thaw Durability
- C418 for Abrasion Durability
- Dimensional Accuracy **+/- 3 mm**

Test results available upon request

Meets the U.S. Architectural & Transportation Barrier Compliance Board Slip-Resistance Surfaces Advisory Guidelines

LEED INFORMATION

Materials & Resources: LEED V4:

Building Product Disclosure and Optimization

Sourcing of Raw Materials - Sourcing of Raw Materials and Extraction • **1 point**

Sourcing of Raw Materials - Leadership Extraction Practices • **1 point**

Material Ingredient Reporting - Material Ingredient Reporting • **1 point**

Material Ingredient Reporting - Material Ingredient Optimization • **1 point**

Environmental Product Declaration • **1 point**

TECHNICAL ADVANTAGES

ENDURACOLOR™

Refined surface and long-lasting colour

DRIVE FRIENDLY

Can handle vehicular loads

Ask about our base stabilization system

PRODUCT DATA

	Unit	SqFt Per				Per Bundle		Soldier LnFt Per			Sailor LnFt per			Units Per			Lbs Per		
Stones & Bundling	Thickness	Bundle	Layer	Section	Stone	Layers	Sections	Unit	Section	Bundle	Unit	Section	Bundle	SqFt	Section	Bundle	Layer	Section	Bundle
Pickering Manufacturing / Granite Fusion stocked in Ayr																			
Random Bundle		93.25	11.66	-	1.00	8	-	-	-	-	-	-	-	2.06	-	192	373	-	2,986
Large 12.5	2¾" (70mm)	-	-	-	0.45	-	-	-	-	-	-	-	-	2.20	-	32	-	-	-
Large 18.75	2¾" (70mm)	-	-	-	0.91	-	-	-	-	-	-	-	-	1.10	-	16	-	-	-
Medium 12.5	2¾" (70mm)	-	-	-	0.35	-	-	-	-	-	-	-	-	2.83	-	32	-	-	-
Medium 18.75	2¾" (70mm)	-	-	-	0.68	-	-	-	-	-	-	-	-	1.47	-	16	-	-	-
Small 12.5	2¾" (70mm)	-	-	-	0.23	-	-	-	-	-	-	-	-	4.40	-	32	-	-	-
Small 18.75	2¾" (70mm)	-	-	-	0.45	-	-	-	-	-	-	-	-	2.20	-	32	-	-	-
X-Large 12.5	2¾" (70mm)	-	-	-	0.61	-	-	-	-	-	-	-	-	1.65	-	32	-	-	-

Notes: Product sold in full bundles only on a refundable skid. All measurements are nominal.

Important: A urethane rubber paver mat must be used to prevent scuffing. For more information, samples or custom options, please contact your Unilock Territory Manager or call 1-800-UNILOCK.

APPLICATIONS



Pedestrian




Residential Vehicular



Roof Deck



*Wall pairing suggestion- U-CARA® - matching colour and finish




Romex® Fugensand
Suitable for Pedestrian, Vehicular and Heavy Duty Vehicular applications

- Manufactured from natural, raw materials
- Quick application
- Self-repairing properties
- Suitable for all load classes
- No cement haze/residue due to natural polymer binder
- Three colours: Natural, Stone Grey and Basalt

Coverage:

Colour	3mm Joints
Neutral, Stone Grey, Basalt 1 L / 5 gal	50-150 sqft / 55 lb bag

+




Romex® D7000 Joint Strengthener & Surface Sealer
Suitable for Pedestrian, Vehicular and Heavy Duty Vehicular applications

- All-in-one strengthener & sealer
- Eco-Friendly
- Protects against dirt, oil, corrosion from climate exposure, de-icing salts
- Protects against weed growth and wash outs

Coverage:

Colour	3-4mm Joints
Neutral, Stone Grey, Basalt 55 lb bag / 1 kg can	50-150 sqft / 55 lb mix




Alliance - Gator G2 MAXX Sand

- Setting time - 15 mins
- Sets above 32° F/ 0° C
- Can be applied if rain is expected (min. 1 hr)
- Dust free and haze free
- Requires only one watering
- Four colours: Beige, Grey, Black and Ivory

Coverage:

Colour	Narrow Joints	Wide Joints
Beige, Grey, Ivory 50 lb bag	65-85 sqft	22-42 sqft
Black 50 lb bag	58-76 sqft	20-38 sqft



Alliance - Gator Natural Look Sealer

- Water-based
- Zero gloss finish
- Multi purpose
- Rain safe after 24 hours

Coverage:

Size	Area
3.78 L / 1 U.S. gal.	175 sqft
18.9 L. / 5.28 U.S. gal.	875 sqft

*Please refer to Sands & Sealers on pages 184-187 for more detailed information

UNILOCK

BEACON HILL™ FLAGSTONE 60mm


ENDURACOLOR™



ALMOND GROVE FUSION



FOSSIL **COMING SOON!**



GRANITE MIST



TUSCANY

44
SRI

PRODUCT ATTRIBUTES

Visual Appearance	Gentle surface clefts and clean edges.
Finish	Flag/Riven finish.

PRODUCT SPECIFICATIONS



LARGE RECTANGLE
15 x 22 $\frac{7}{16}$ x 2 $\frac{3}{8}$ "
380 x 570 x 60 mm



SQUARE
15 x 15 x 2 $\frac{3}{8}$ "
380 x 380 x 60mm



SMALL RECTANGLE
7 $\frac{1}{2}$ x 15 x 2 $\frac{3}{8}$ "
190 x 380 x 60mm

3 UNIT RANDOM BUNDLE


EDGE DETAIL



ROUNDED EDGE

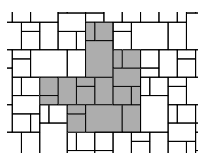
BUNDLE CONFIGURATION

BEACON HILL
RANDOM BUNDLE



LAYING PATTERNS


BEACON HILL
RANDOM A



BHF RANDOM A

40% Large Rectangle, 40%
Square, 20% Small Rectangle

BEACON HILL
RANDOM B



BHF RANDOM B

40% Large Rectangle, 40%
Square, 20% Small Rectangle

*Colour selection should be chosen from actual samples.

TECHNICAL INFORMATION

ASTM C936 Standard Specifications for Solid Concrete Interlocking Paving Units

Conforms to:

- C140 for Absorption 4% avg - 5% max
- Compressive Strength > 8,000 PSI avg.
- C1645 for Freeze-thaw Durability
- C418 for Abrasion Durability
- Dimensional Accuracy **+/- 3mm**

Test results available upon request

Meets the U.S. Architectural & Transportation Barrier Compliance Board Slip-Resistance Surfaces Advisory Guidelines

TECHNICAL ADVANTAGES


ENDURACOLOR™

Refined surface and long-lasting colour

PEDESTRIAN FRIENDLY

Not recommended for vehicular

SOLAR REFLECTIVE INDEX (SRI) TESTING DETAILS

Product	Solar Reflectance	SRI
Tuscany	0.39	44 

LEED INFORMATION

Materials & Resources: LEED V4:

Building Product Disclosure and Optimization

Sourcing of Raw Materials - Sourcing of Raw Materials and Extraction • **1 point**

Sourcing of Raw Materials - Leadership Extraction Practices • **1 point**

Material Ingredient Reporting - Material Ingredient Reporting • **1 point**

Material Ingredient Reporting - Material Ingredient Optimization • **1 point**

Environmental Product Declaration • **1 point**

PRODUCT DATA

	Unit	SqFt Per				Per Bundle		Soldier LnFt Per			Sailor LnFt per			Units Per		Lbs Per		
Stones & Bundling	Thickness	Bundle	Layer	Section	Stone	Layers	Sections	Unit	Layer	Bundle	Unit	Layer	Bundle	SqFt	Bundle	Layer	Section	Bundle
Fossil and Granite Mist manufactured in Ayr / All other colours manufactured in Pickering																		
Random Bundle		104.91	11.66	-	-	9	-	-	-	-	-	9.35	84.15	0.76	72	319.93	-	2,879.4
Large Rectangle	2½" (60mm)	-	4.66	-	2.331	-	-	-	-	-	1.87	-	33.66	0.48	18	-	-	-
Small Rectangle	2½" (60mm)	-	4.66	-	0.777	-	-	-	-	-	0.63	-	16.83	1.43	27	-	-	-
Square	2½" (60mm)	-	2.33	-	1.554	-	-	-	-	-	1.25	-	33.66	0.72	27	-	-	-

Notes: Sold in full bundles only on a refundable skid. **Beacon Hill 60mm is not intended for vehicular applications.** All measurements are nominal.

Important: A urethane rubber paver mat must be used to prevent scuffing. For more information, samples or custom options, please contact your Unilock Territory Manager or call 1-800-UNILOCK.

APPLICATIONS



Pedestrian



Roof Deck



*Wall pairing suggestion- U-CARA® - matching colour and finish

RECOMMENDED SANDS



Romex® Pure Patio

Pedestrian Applications only

- | Resin film-free
- | Highly water permeable
- | Resistant to ants, weeds, de-icing salts
- | Pressure washer safe
- | Ideal for joint widths from 5mm (1/4")
- | Three colours: Neutral, Stone Grey and Basalt

Coverage:

Colour	5-6mm Joints
Neutral, Stone Grey, Basalt 55 lb bag / 1 kg can	125 sqft / 55 lb mix



Alliance - Gator G2 MAXX Sand

- | Setting time - 15 mins
- | Sets above 32° F/ 0° C
- | Can be applied if rain is expected (min. 1 hr)
- | Dust free and haze free
- | Requires only one watering
- | Four colours: Beige, Grey, Black and Ivory

Coverage:

Colour	Narrow Joints	Wide Joints
Beige, Grey, Ivory 50 lb bag	65-85 sqft	22-42 sqft
Black 50 lb bag	58-76 sqft	20-38 sqft

RECOMMENDED SEALER



Alliance - Gator Natural Look Sealer

- | Water-based
- | Zero gloss finish
- | Multi purpose
- | Rain safe after 24 hours

Coverage:

Size	Area
3.78 L / 1 U.S. gal.	175 sqft
18.9 L. / 5.28 U.S. gal.	875 sqft

*Please refer to Sands & Sealers on pages 184-187 for more detailed information

BEACON HILL™ FLAGSTONE 80mm

ENDURACOLOR™



ALMOND GROVE FUSION



FOSSIL **COMING SOON!**



GRANITE MIST



TUSCANY

44
SRI

PRODUCT ATTRIBUTES

Visual Appearance	Gentle surface clefts and clean edges.
Finish	Flag/Riven finish.

PRODUCT SPECIFICATIONS



LARGE RECTANGLE
15 x 22⁷/₁₆ x 3¹/₈"
380 x 570 x 80mm



SQUARE
15 x 15 x 3¹/₈"
380 x 380 x 80mm



SMALL RECTANGLE
7¹/₂ x 15 x 3¹/₈"
190 x 380 x 80mm

3 UNIT RANDOM BUNDLE


EDGE DETAIL



BUNDLE CONFIGURATION



LAYING PATTERNS



BHF RANDOM A

40% Large Rectangle, 40% Square, 20% Small Rectangle

BHF RANDOM B

40% Large Rectangle, 40% Square, 20% Small Rectangle

*Colour selection should be chosen from actual samples.

TECHNICAL INFORMATION

ASTM C936 Standard Specifications for Solid Concrete Interlocking Paving Units

Conforms to:

- C140 for Absorption 4% avg - 5% max
- Compressive Strength > 8,000 PSI avg.
- C1645 for Freeze-thaw Durability
- C418 for Abrasion Durability
- Dimensional Accuracy **+/- 3mm**

Test results available upon request

Meets the U.S. Architectural & Transportation Barrier Compliance Board Slip-Resistance Surfaces Advisory Guidelines

TECHNICAL ADVANTAGES

ENDURACOLOR™


Refined surface and long-lasting colour

DRIVE FRIENDLY

80mm pavers can handle vehicular loads

Ask about our base stabilization system

SOLAR REFLECTIVE INDEX (SRI) TESTING DETAILS

Product	Solar Reflectance	SRI
Tuscany	0.39	44 

LEED INFORMATION

Materials & Resources: LEED V4:

Building Product Disclosure and Optimization

Sourcing of Raw Materials - Sourcing of Raw Materials and Extraction • **1 point**

Sourcing of Raw Materials - Leadership Extraction Practices • **1 point**

Material Ingredient Reporting - Material Ingredient Reporting • **1 point**

Material Ingredient Reporting - Material Ingredient Optimization • **1 point**

Environmental Product Declaration • **1 point**

PRODUCT DATA

	Unit	SqFt Per				Per Bundle		Soldier LnFt Per			Sailor LnFt per			Units Per		Lbs Per		
Stones & Bundling	Thickness	Bundle	Layer	Section	Stone	Layers	Sections	Unit	Section	Bundle	Unit	Layer	Bundle	SqFt	Bundle	Layer	Layer	Bundle
Fossil and Granite Mist manufactured in Ayr / All other colours manufactured in Pickering																		
Random Bundle		81.60	11.65	-	-	7	-	-	-	-	-	8.86	65.20	0.77	56	426.59	-	2,986.1
Large Rectangle	3½" (80mm)	-	4.66	-	2.33	-	-	-	-	-	1.87	-	26.25	0.48	14	-	-	-
Small Rectangle	3½" (80mm)	-	2.33	-	0.77	-	-	-	-	-	0.63	-	13.23	1.43	21	-	-	-
Square	3½" (80mm)	-	4.66	-	1.55	-	-	-	-	-	1.25	-	26.25	0.72	21	-	-	-

Notes: Sold in full bundles only on a refundable skid. Beacon Hill 80mm is approved for vehicular applications. All measurements are nominal.

Important: A urethane rubber paver mat must be used to prevent scuffing. For more information, samples or custom options, please contact your Unilock Territory Manager or call 1-800-UNILOCK.

APPLICATIONS



Pedestrian



Residential Vehicular



Wall pairing suggestion- U-CARA - matching colour and finish

RECOMMENDED SANDS



Romex® Pure Patio

Pedestrian Applications only

- Resin film-free
- Highly water permeable
- Resistant to ants, weeds, de-icing salts
- Pressure washer safe
- Ideal for joint widths from 5mm (1/4")
- Three colours: Neutral, Stone Grey and Basalt

Coverage:

Colour	5-6mm Joints
Neutral, Stone Grey, Basalt 55 lb bag / 1 kg can	125 sqft / 55 lb mix



Romex® Drain

Vehicular Applications

- Resin film-free
- Highly water permeable
- Self-compacting and water emulsifiable
- Ideal for joint widths from 3mm (1/4")
- Ideal for driveways, parking spaces and all vehicular loading applications up to 3.5 T
- Three colours: Neutral, Stone Grey and Basalt

Coverage:

Colour	7mm Joints
Neutral, Stone Grey, Basalt 21 L bottles to be mixed with 1 55 lb bag of Romex approved sand	20 sqft / 55 lb mix (based on 1,000 sqft)



Alliance - Gator G2 MAXX Sand

- Setting time - 15 mins
- Sets above 32° F/ 0° C
- Can be applied if rain is expected (min. 1 hr)
- Dust free and haze free
- Requires only one watering
- Four colours: Beige, Grey, Black and Ivory

Coverage:

Colour	Narrow Joints	Wide Joints
Beige, Grey, Ivory 50 lb bag	65-85 sqft	22-42 sqft
Black 50lb. bag	58-76 sqft	20-38 sqft

RECOMMENDED SEALER



Alliance - Gator Natural Look Sealer

- Water-based
- Zero gloss finish
- Multi purpose
- Rain safe after 24 hours

Coverage:

Size	Area
3.78 L / 1 U.S. gal.	175 sqft
18.9 L / 5.28 U.S. gal.	875 sqft

*Please refer to Sands & Sealers on pages 184-187 for more detailed information

BEACON HILL™ SMOOTH 60mm

ENDURACOLOR™




ALMOND GROVE FUSION
NOT AVAILABLE IN SLAB



FOSSIL **COMING SOON!**



GRANITE MIST



OPAL BLEND



TUSCANY



MIDNIGHT CHARCOAL
SMALL RECTANGLE BUNDLE ONLY



OPAL BLEND
SMALL RECTANGLE BUNDLE ONLY




SMALL RECTANGLE BUNDLE
7½ x 15 x 2⅜"
190 x 380 x 60mm


PRODUCT ATTRIBUTES

Visual Appearance	Flat surface texture for a sleek, modern look with a contemporary colour palette.
Finish	Smooth with Enduracolor™ finish.


PRODUCT SPECIFICATIONS




LARGE RECTANGLE
15 x 22⅞ x 2⅜"
380 x 570 x 60mm



SQUARE
15 x 15 x 2⅜"
380 x 380 x 60mm



SMALL RECTANGLE
7½ x 15 x 2⅜"
190 x 380 x 60mm



SLAB
22⅞ x 37⅜ x 2⅜"
570 x 950 x 60mm
See Slabs section page 86 for more details.

3 UNIT RANDOM BUNDLE

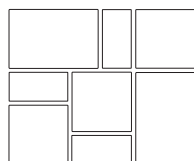
*Colour selection should be chosen from actual samples.

EDGE DETAILS

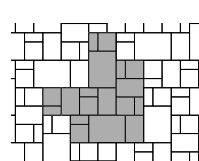


ROUNDED EDGE


BUNDLE CONFIGURATION

BEACON HILL
RANDOM BUNDLEBEACON HILL
7" X 14"

LAYING PATTERNS

BEACON HILL
RANDOM A

BHF RANDOM A

40% Large Rectangle, 40%
Square, 20% Small RectangleBEACON HILL
RANDOM B

BHF RANDOM B

40% Large Rectangle, 40%
Square, 20% Small Rectangle

TECHNICAL INFORMATION

ASTM C 936 Standard Specifications for Solid Concrete Interlocking Paving Units

Conforms to:

- C140 for Absorption 4% avg - 5% max
- Compressive Strength > 8,000 PSI avg.
- C1645 for Freeze-thaw Durability
- C418 for Abrasion Durability
- Dimensional Accuracy **+/- 3mm**

Test results available upon request

Meets the U.S. Architectural & Transportation Barrier Compliance Board Slip-Resistance Surfaces Advisory Guidelines

TECHNICAL ADVANTAGES

ENDURACOLOR

Refined surface and long-lasting colour

PEDESTRIAN FRIENDLY

Not recommended for vehicular

PRODUCT DATA

Stones & Bundling	Unit	SqFt Per				Per Bundle		Soldier LnFt Per			Sailor LnFt per			Units Per		Lbs Per		
	Thickness	Bundle	Layer	Section	Stone	Layers	Section	SqFt	Layer	Bundle	Unit	Layer	Bundle	SqFt	Bundle	Layer	Section	Bundle
Fossil, Granite Mist and Midnight Charcoal manufactured in Ayr / All other colours manufactured in Pickering																		
Random Bundle		104.91	11.65	-	-	9	-	-	-	-	-	9.35	84.15	0.76	72	319.93	-	2,879.4
Large Rectangle	2½" (60mm)	-	4.66	-	2.33	-	-	-	-	-	1.87	3.74	33.66	0.48	18	-	-	-
Small Rectangle	2½" (60mm)	-	4.66	-	0.78	-	-	-	-	-	0.63	1.87	16.83	1.43	27	-	-	-
Square	2½" (60mm)	-	2.33	-	1.55	-	-	-	-	-	1.25	3.74	33.66	0.72	27	-	-	-
Small Rectangle (Smooth only)	2½" (60mm)	104.92	11.66	-	0.78	9	-	1.25	-	84.38	0.63	1.87	168.75	1.43	135	319.93	-	2,879.4
Slab	2½" (60mm)	69.94	11.66	-	5.83	6	-	0.32	-	22.44	0.53	6.23	37.38	0.17	12	319.80	-	1,918.80

Notes: Sold in full bundles only on a refundable skid. Beacon Hill 60mm is not intended for vehicular applications. All measurements are nominal.

Important: A urethane rubber paver mat must be used to prevent scuffing. For more information, samples or custom options, please contact your Unilock Territory Manager or call 1-800-UNILOCK.

APPLICATIONS



Pedestrian



Roof Deck



Wall pairing suggestion- U-CARA - matching colour and finish

RECOMMENDED SANDS



Romex® Pure Patio

Pedestrian Applications only

- Resin film-free
- Highly water permeable
- Resistant to ants, weeds, de-icing salts
- Pressure washer safe
- Ideal for joint widths from 5mm (1/4")
- Three colours: Neutral, Stone Grey and Basalt

Coverage:

Colour	5-6mm Joints
Neutral, Stone Grey, Basalt 55 lb bag / 1 kg can	125 sqft / 55 lb mix



Alliance - Gator G2 MAXX Sand

- Setting time - 15 mins
- Sets above 32° F/ 0° C
- Can be applied if rain is expected (min. 1 hr)
- Dust free and haze free
- Requires only one watering
- Four colours: Beige, Grey, Black and Ivory

Coverage:

Colour	Narrow Joints	Wide Joints
Beige, Grey, Ivory 50 lb bag	65-85 sqft	22-42 sqft
Black 50 lb bag	58-76 sqft	20-38 sqft

RECOMMENDED SEALER



Alliance - Gator Natural Look Sealer

- Water-based
- Zero gloss finish
- Multi purpose
- Rain safe after 24 hours

Coverage:

Size	Area
3.78 L / 1 U.S. gal.	175 sqft
18.9 L. / 5.28 U.S. gal.	875 sqft

*Please refer to Sands & Sealers on pages 184-187 for more detailed information

UNILOCK

BEACON HILL™ SMOOTH 80mm

ENDURACOLOR™



ALMOND GROVE FUSION



FOSSIL **COMING SOON!**



GRANITE MIST



OPAL BLEND



TUSCANY



MIDNIGHT CHARCOAL
SMALL RECTANGLE BUNDLE ONLY



OPAL BLEND
SMALL RECTANGLE BUNDLE ONLY



SMALL RECTANGLE BUNDLE
7½ x 15 x 3⅛"
190 x 380 x 80mm

PRODUCT ATTRIBUTES

Visual Appearance	Smooth surface texture for a sleek, modern look with a contemporary colour palette.
Finish	Smooth with Enduracolor™ finish.

PRODUCT SPECIFICATIONS

		
LARGE RECTANGLE 15 x 22⅞ x 3⅛" 380 x 570 x 80mm	SQUARE 15 x 15 x 3⅛" 380 x 380 x 80mm	SMALL RECTANGLE 7½ x 15 x 3⅛" 190 x 380 x 80mm

3 UNIT RANDOM BUNDLE

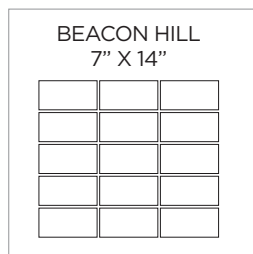
*Colour selection should be chosen from actual samples.

EDGE DETAILS





ROUNDED EDGE

BUNDLE CONFIGURATION



LAYING PATTERNS



BHF RANDOM A

40% Large Rectangle, 40% Square, 20% Small Rectangle

BHF RANDOM B

40% Large Rectangle, 40% Square, 20% Small Rectangle

TECHNICAL INFORMATION

ASTM C 936 Standard Specifications for Solid Concrete Interlocking Paving Units

Conforms to:

- C140 for Absorption 4% avg - 5% max
- Compressive Strength > 8,000 PSI avg.
- C1645 for Freeze-thaw Durability
- C418 for Abrasion Durability
- Dimensional Accuracy **+/- 3mm**

Test results available upon request

Meets the U.S. Architectural & Transportation Barrier Compliance Board Slip-Resistance Surfaces Advisory Guidelines

TECHNICAL ADVANTAGES

ENDURACOLOR™

Refined surface and long-lasting colour

DRIVE FRIENDLY

80mm pavers can handle vehicular loads

Ask about our base stabilization system

PRODUCT DATA

Stones & Bundling	Unit	SqFt Per				Per Bundle		Soldier LnFt Per			Sailor LnFt per			Units Per		Lbs Per			
	Thickness	Bundle	Layer	Section	Stone	Layers	Section	Unit	Section	Bundle	Unit	Layer	Bundle	SqFt	Bundle	Layer	Layer	Section	Bundle
Fossil, Granite Mist and Midnight Charcoal manufactured in Ayr / All other colours manufactured in Pickering																			
Random Bundle		81.60	11.65	-	-	7	-	-	-	-	-	8.86	65.66	0.77	56	-	383	-	2,986
Large Rectangle	3 1/8" (80mm)	-	4.66	-	2.33	-	-	-	-	-	1.87	-	26.25	0.48	14	-	-	-	-
Small Rectangle	3 1/8" (80mm)	-	2.33	-	0.77	-	-	-	-	-	0.63	-	13.23	1.43	21	-	-	-	-
Square	3 1/8" (80mm)	-	4.66	-	1.55	-	-	-	-	-	1.25	-	26.25	0.72	21	-	-	-	-
Small Rectangle (Smooth only)	3 1/8" (80mm)	81.60	11.55	-	0.77	7	-	0.63	-	-	1.25	-	131.25	1.43	105	15	426	-	2985

Notes: Sold in full bundles only on a refundable skid. Beacon Hill 80mm is approved for vehicular applications. All measurements are nominal.

Important: A urethane rubber paver mat must be used to prevent scuffing. For more information, samples or custom options, please contact your Unilock Territory Manager or call 1-800-UNILOCK.

APPLICATIONS



Pedestrian



Residential Vehicular



Commercial Vehicular



Wall pairing suggestion- U-CARA - matching colour and finish

RECOMMENDED SANDS

RECOMMENDED SEALER



Romex® Pure Patio

Pedestrian Applications only

- Resin film-free
- Highly water permeable
- Resistant to ants, weeds, de-icing salts
- Pressure washer safe
- Ideal for joint widths from 5mm (1/4")
- Three colours: Neutral, Stone Grey and Basalt

Coverage:

Colour	5-6mm Joints
Neutral, Stone Grey, Basalt 55 lb bag / 1 kg can	125 sqft / 55 lb mix



Romex® Drain

Vehicular Applications

- Resin film-free
- Highly water permeable
- Self-compacting and water emulsifiable
- Ideal for joint widths from 3mm (1/4")
- Ideal for driveways, parking spaces and all vehicular loading applications up to 3.5 T
- Three colours: Neutral, Stone Grey and Basalt

Coverage:

Colour	7mm Joints
Neutral, Stone Grey, Basalt 21 L bottles to be mixed with 1 55 lb bag of Romex approved sand	20 sqft / 55 lb mix (based on 1,000 sqft)



Alliance - Gator G2 MAXX Sand

- Setting time - 15 mins
- Sets above 32° F / 0° C
- Can be applied if rain is expected (min. 1 hr)
- Dust free and haze free
- Requires only one watering
- Four colours: Beige, Grey, Black and Ivory

Coverage:

Colour	Narrow Joints	Wide Joints
Beige, Grey, Ivory 50 lb bag	65-85 sqft	22-42 sqft
Black 50lb. bag	58-76 sqft	20-38 sqft



Alliance - Gator Natural Look Sealer

- Water-based
- Zero gloss finish
- Multi purpose
- Rain safe after 24 hours

Coverage:

Size	Area
3.78 L / 1 U.S. gal.	175 sqft
18.9 L. / 5.28 U.S. gal.	875 sqft

UNILOCK®

BRISTOL VALLEY®

ENDURACOLOR™

Special Order only. Minimum qty's apply



GRANITE FUSION



SIERRA FUSION

PRODUCT ATTRIBUTES

Visual Appearance	Gentle surface clefts and waved edges.
Finish	The subtle surface texture and understated edge detail of Bristol Valley® brings a new, refined elegance to projects where a more commonplace flagstone slab may have been used in the past.

PRODUCT SPECIFICATIONS



LARGE RECTANGLE

14 x 21 x 2⅜"
360 x 540 x 60 mm



SQUARE

14 x 14 x 2⅜"
360 x 360 x 60mm



SMALL RECTANGLE

7 x 14 x 2⅜"
180 x 360 x 60mm

3 UNIT RANDOM BUNDLE

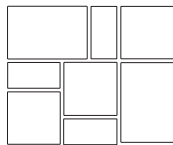
EDGE DETAILS



WAVED EDGE

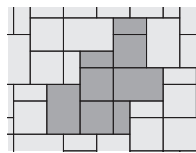
BUNDLE CONFIGURATION

BRISTOL VALLEY
RANDOM BUNDLE



LAYING PATTERNS

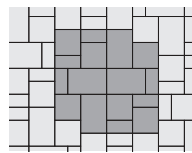
BRISTOL VALLEY
RANDOM A



BRISTOL VALLEY RANDOM A

40% Large Rectangle, 40%
Square, 20% Small Rectangle

BRISTOL VALLEY
RANDOM B



BRISTOL VALLEY RANDOM B

40% Large Rectangle, 40%
Square, 20% Small Rectangle

NOTES: Bristol Valley® is not intended for vehicular applications.

*Colour selection should be chosen from actual samples.

TECHNICAL INFORMATION

ASTM C 936 Standard Specifications for Solid Concrete Interlocking Paving Units

Conforms to:

- C140 for Absorption 5% avg - 7% max
- Compressive Strength > 7,200 PSI avg.
- C67 for Freeze-thaw Durability
- C418 for Abrasion Durability
- Dimensional Accuracy **+/- 3 mm**

Test results available upon request

Meets the U.S. Architectural & Transportation Barrier Compliance Board Slip-Resistance Surfaces Advisory Guidelines

LEED INFORMATION

Materials & Resources: LEED V4:

Building Product Disclosure and Optimization

Sourcing of Raw Materials - Sourcing of Raw Materials and Extraction • **1 point**

Sourcing of Raw Materials - Leadership Extraction Practices • **1 point**

Material Ingredient Reporting - Material Ingredient Reporting • **1 point**

Material Ingredient Reporting - Material Ingredient Optimization • **1 point**

Environmental Product Declaration • **1 point**

TECHNICAL ADVANTAGES

ENDURACOLOR™

Refined surface and long-lasting colour

PEDESTRIAN FRIENDLY

Not recommended for vehicular

PRODUCT DATA

	Unit	SqFt Per				Per Bundle		Soldier LnFt per			Sailor LnFt per			Units Per			Lbs Per		
Stones & Bundling	Thickness	Bundle	Layer	Section	Stone	Layers	Sections	Unit	Section	Bundle	SqFt	Section	Bundle	SqFt	Layer	Bundle	Unit	Layer	Bundle
Pickering Manufacturing																			
Random Bundle		94.14	10.46	-	1.34	9	-	-	-	-	0.90	-	85.04	0.76	8	72	35.68	285.43	2,568.90
Large Rectangle	2⅜" (60 mm)	-	-	-	2.09	-	-	-	-	-	-	-	-	0.48	-	18	-	-	-
Square	2⅜" (60 mm)	-	-	-	1.40	-	-	-	-	-	-	-	-	1.43	-	27	-	-	-
Small Rectangle	2⅜" (60 mm)	-	-	-	0.70	-	-	-	-	-	-	-	-	0.72	-	27	-	-	-

Notes: Product sold in full bundles only on a refundable skid. All measurements are nominal. **Product is not intended for vehicular applications.**

Important: A urethane rubber paver mat must be used to prevent scuffing. For more information, samples or custom options, please contact your Unilock Territory Manager or call 1-800-UNILOCK.

APPLICATIONS



Pedestrian



Roof Deck



*Wall pairing suggestion- U-CARA® - matching colour and finish

RECOMMENDED SANDS



Romex® Pure Patio

Pedestrian Applications only

- | Resin film-free
- | Highly water permeable
- | Resistant to ants, weeds, de-icing salts
- | Pressure washer safe
- | Ideal for joint widths from 5mm (1/4")
- | Ideal for Residential patios and walkways
- | Three colours: Neutral, Stone Grey and Basalt

Coverage:

Colour	5-6mm Joints
Neutral, Stone Grey, Basalt 55 lb bag / 1 kg can	125 sqft / 55 lb mix



Alliance - Gator G2 MAXX Sand

- | Setting time - 15 mins
- | Sets above 32° F/ 0° C
- | Can be applied if rain is expected (min. 1 hr)
- | Dust free and haze free
- | Requires only one watering
- | Four colours: Beige, Grey, Black and Ivory

Coverage:

Colour	Narrow Joints	Wide Joints
Beige, Grey, Ivory 50 lb bag	65-85 sqft	22-42 sqft
Black 50 lb bag	58-76 sqft	20-38 sqft

RECOMMENDED SEALER



Alliance - Gator Natural Look Sealer

- | Water-based
- | Zero gloss finish
- | Multi purpose
- | Rain safe after 24 hours

Coverage:

Size	Area
3.78 L / 1 U.S. gal.	175 sqft
18.9 L. / 5.28 U.S. gal.	875 sqft

*Please refer to Sands & Sealers on pages 184-187 for more detailed information

BRONTE[®] STREET PAVER

Special Order only. Minimum qty's apply

CLASSIC



NATURAL

PRODUCT ATTRIBUTES

Visual Appearance	Natural, aged look.
Finish	Distressed finish.

PRODUCT SPECIFICATIONS



5½ x 8⅝ x 4”
140 x 220 x 100mm

EDGE DETAILS



TUMBLED EDGE

*Colour selection should be chosen from actual samples.

TECHNICAL INFORMATION

ASTM C936 Standard Specifications for Solid Concrete Interlocking Paving Units

Conforms to:

- C140 for Absorption 5% avg - 7% max
- Compressive Strength > 7,200 PSI avg.
- C67 for Freeze-thaw Durability
- C418 for Abrasion Durability
- Dimensional Accuracy **+/- 3mm**

Test results available upon request

Meets the U.S. Architectural & Transportation Barrier Compliance Board Slip-Resistance Surfaces Advisory Guidelines

TECHNICAL ADVANTAGES

CLASSIC

Budget-friendly. Utilizes a traditional product mix of large and small aggregates that's consistent from top to bottom with colour mixed throughout

ANTIQUED FINISH

Distressed, timeworn finish

DRIVE FRIENDLY

Can handle vehicular loads

Ask about our base stabilization system

PRODUCT DATA

Stones & Bundling	Unit	SqFt Per				Per Bundle		Soldier LnFt Per			Sailor LnFt per			Units Per			Lbs Per		
	Thickness	Bundle	Layer	Section	Stone	Layers	Sections	Unit	Section	Bundle	Unit	Section	Bundle	SqFt	Section	Bundle	Layer	Section	Bundle
Ayr manufacturing																			
Standard	4" (100mm)	46.40	9.28	-	0.332	5	7	0.46	-	64.30	0.72	-	101.00	-	-	140	425	303	2,125

Notes: Product sold in full bundles only on a refundable skid. All measurements are nominal. **Important:** A urethane rubber paver mat must be used to prevent scuffing. For more information, samples or custom options, please contact your Unilock Territory Manager or call 1-800-UNILOCK.

APPLICATIONS



Pedestrian



Commercial Vehicular



Wall pairing suggestion- Brussels Dimensional Stone - matching colour and finish

RECOMMENDED SANDS



Romex® Fugensand

Suitable for Pedestrian, Vehicular and Heavy Duty Vehicular applications

- Manufactured from natural, raw materials
- Quick application
- Self-repairing properties
- Suitable for all load classes
- No cement haze/residue due to natural polymer binder
- Three colours: Natural, Stone Grey and Basalt

+



Romex® D7000 Joint Strengthener & Surface Sealer

Suitable for Pedestrian, Vehicular and Heavy Duty Vehicular applications

- All-in-one strengthener & sealer
- Eco-Friendly
- Protects against dirt, oil, corrosion from climate exposure, de-icing salts
- Protects against weed growth and wash outs



Gator G2 Super Sand

- Rain safe after 15 mins
- Sets above 32° F/ 0° C
- Can be used for joints up to a max of 2"
- Dust free and haze free
- Requires only one watering
- Two colours: Beige, Slate Grey

RECOMMENDED SEALER



Alliance - Gator Natural Look Sealer

- Water-based
- Zero gloss finish
- Multi purpose
- Rain safe after 24 hours

Coverage:

Colour	3mm Joints
Neutral, Stone Grey, Basalt 1 L / 5 gal	50-150 sqft / 55 lb bag

Coverage:

Colour	3-4mm Joints
Neutral, Stone Grey, Basalt 55 lb bag / 1 kg can	50-150 sqft / 55 lb mix

Coverage:

Colour	Narrow Joints	Wide Joints
Beige, Slate Grey 50 lb bag	65-85 sqft	22-42 sqft

Coverage:

Size	Area
3.78 L / 1 U.S. gal.	175 sqft
18.9 L. / 5.28 U.S. gal.	875 sqft

*Please refer to Sands & Sealers on pages 184-187 for more detailed information

SOLAR REFLECTIVE INDEX (SRI) TESTING DETAILS

Product	Solar Reflectance	SRI
Natural	0.30	32

LEED INFORMATION

Materials & Resources: LEED V4:

Building Product Disclosure and Optimization

Sourcing of Raw Materials - Sourcing of Raw Materials and Extraction • **1 point**

Sourcing of Raw Materials - Leadership Extraction Practices • **1 point**

Material Ingredient Reporting - Material Ingredient Reporting • **1 point**

Material Ingredient Reporting - Material Ingredient Optimization • **1 point**

Environmental Product Declaration • **1 point**

BRUSSELS BLOCK®

CLASSIC



COFFEE CREEK **NEW**



LIMESTONE



MAHOGANY



SANDSTONE



MIDNIGHT CHARCOAL
XL, Standard and Fullnose only

PRODUCT ATTRIBUTES

Visual Appearance	The original tumbled paver. Timeless warmth, relaxed appearance.
Finish	Tumbled and weathered finish.

PRODUCT SPECIFICATIONS



XL STONE
8½ x 13½ x 2¾"
208 x 348 x 70mm



STANDARD STONE
6½ x 8½ x 2¾"
173 x 208 x 70mm



HALF STONE
4½ x 6½ x 2¾"
104 x 173 x 70mm



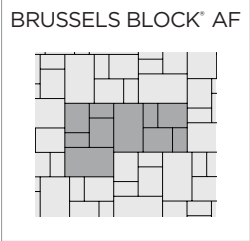
FULLNOSE COPING
5⅞ x 11½ x 2¾"
150 x 300 x 70mm
*Limestone, Sandstone and
Midnight Charcoal only*
*Please see Steps, Treads and
Coping section, page 150 for
more details.*

EDGE DETAILS

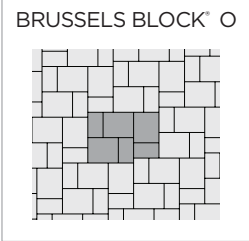


TUMBLLED EDGE

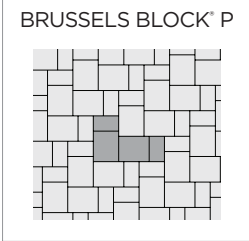
LAYING PATTERNS




BRUSSELS AF
40% XL, 40% Standard,
20% Half



BRUSSELS O
33% Half Stone, 67%
Standard



BRUSSELS P
67% Standard, 33% Half



BRUSSELS W
18% Half Stone, 23%
Standard, 59% XL

*Colour selection should be chosen from actual samples.

TECHNICAL INFORMATION

ASTM C936 Standard Specifications for Solid Concrete Interlocking Paving Units

Conforms to:

- C140 for Absorption 5% avg - 7% max
- Compressive Strength > 7,200 PSI avg.
- C67 for Freeze-thaw Durability
- C418 for Abrasion Durability
- Dimensional Accuracy **+/- 3mm**

Test results available upon request

Meets the U.S. Architectural & Transportation Barrier Compliance Board Slip-Resistance Surfaces Advisory Guidelines

TECHNICAL ADVANTAGES

CLASSIC

Budget-friendly. Utilizes a traditional product mix of large and small aggregates that's consistent from top to bottom with colour mixed throughout

ANTIQUED FINISH

Distressed, timeworn finish

DRIVE FRIENDLY

Can handle vehicular loads

Ask about our base stabilization system

PRODUCT DATA

	Unit	SqFt Per					Per Bundle		Soldier LnFt Per			Sailor LnFt per			Units Per			Lbs Per		
Stones & Bundling	Thickness	Bundle	Layer	Sections	Stone	Layers	Sections	Unit	Section	Bundle	Unit	Section	Bundle	SqFt	Sections	Bundle	Layer	Section	Bundle	
Ayr manufacturing																				
XL	2¾" (70mm)	95.94	11.99	31.98	0.80	8	3	0.70	27.30	81.90	1.17	45.70	137.00	1.25	40	120	378	1,008	3,024	
Standard	2¾" (70mm)	95.94	11.99	15.99	0.40	8	6	0.58	22.70	136.20	0.70	27.30	163.80	2.50	40	240	383	510	3,064	
Half	2¾" (70mm)	99.79	12.47	14.26	0.20	8	7	0.34	24.57	172.00	0.58	42.04	294.28	5.05	72	504	399	446	3,124	

Notes: All measurements are nominal. For more information, samples or custom options, please contact your Unilock Territory Manager or call 1-800-UNILOCK.

APPLICATIONS



Pedestrian



Residential Vehicular



Borders and Accents



Wall pairing suggestion- Brussels Dimensional Stone - matching colour and finish

SOLAR REFLECTIVE INDEX (SRI) TESTING DETAILS

Product	Solar Reflectance	SRI
Limestone	0.28	29
Sandstone	0.41	46

LEED INFORMATION

Materials & Resources: LEED V4:

Building Product Disclosure and Optimization

Sourcing of Raw Materials - Sourcing of Raw Materials and Extraction • **1 point**

Sourcing of Raw Materials - Leadership Extraction Practices • **1 point**

Material Ingredient Reporting - Material Ingredient Reporting • **1 point**

Material Ingredient Reporting - Material Ingredient Optimization • **1 point**

Environmental Product Declaration • **1 point**

RECOMMENDED SANDS



Romex® Fugensand

Suitable for Pedestrian, Vehicular and Heavy Duty Vehicular applications

- Manufactured from natural, raw materials
- Quick application
- Self-repairing properties
- Suitable for all load classes
- No cement haze/residue due to natural polymer binder
- Three colours: Natural, Stone Grey and Basalt

Romex® D7000 Joint Strengthener & Surface Sealer

Suitable for Pedestrian, Vehicular and Heavy Duty Vehicular applications

- All-in-one strengthener & sealer
- Eco-Friendly
- Protects against dirt, oil, corrosion from climate exposure, de-icing salts
- Protects against weed growth and wash outs

Coverage:

Colour	5-6mm Joints
Neutral, Stone Grey, Basalt 1 L / 5 gal	50-150 sqft / 55 lb bag

Coverage:

Colour	3-4mm Joints
Neutral, Stone Grey, Basalt 55 lb bag / 1 kg can	50-150 sqft / 55 lb mix



Gator G2 Super Sand

- Rain safe after 15 mins
- Sets above 32° F/ 0° C
- Can be used for joints up to a max of 2"
- Dust free and haze free
- Requires only one watering
- Two colours: Beige, Slate Grey

Coverage:

Colour	Narrow Joints	Wide Joints
Beige, Slate Grey 50 lb bag	65-85 sqft	22-42 sqft

RECOMMENDED SEALER



Alliance - Gator Natural Look Sealer

- Water-based
- Zero gloss finish
- Multi purpose
- Rain safe after 24 hours

Coverage:

Size	Area
3.78 L / 1 U.S. gal.	175 sqft
18.9 L. / 5.28 U.S. gal.	875 sqft

*Please refer to Sands & Sealers on pages 184-187 for more detailed information



BURGUNDY RED



BURNT CLAY



BASALT



OLD OAK



3 COLOUR BLEND
SOLD SEPARATELY / BLENDED ON SITE

PRODUCT ATTRIBUTES

Visual Appearance	Inspired by the rich colour and timeworn beauty of European street pavers.
Finish	Timeworn. Realta™ Technology provides ultra-realistic textures cast from brick, cobblestone or flagstone.

PRODUCT SPECIFICATIONS




STANDARD
2½ x 7⅞ x 2⅜"
65 x 200 x 60mm

EDGE DETAILS

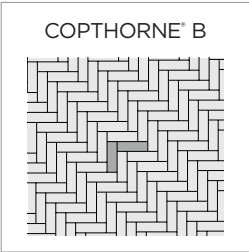


ROUNDED EDGE

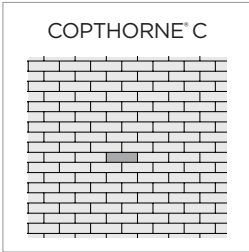
LAYING PATTERNS



COPTHORNE A
100% Standard



COPTHORNE B
100% Standard



COPTHORNE C
100% Standard

*Colour selection should be chosen from actual samples.

TECHNICAL INFORMATION

ASTM C 936 Standard Specifications for Solid Concrete Interlocking Paving Units

Conforms to:

- C140 for Absorption 5% avg - 7% max
- Compressive Strength > 7,200 PSI avg.
- C67 for Freeze-thaw Durability
- C418 for Abrasion Durability
- Dimensional Accuracy **+/- 3 mm**

Test results available upon request

Meets the U.S. Architectural & Transportation Barrier Compliance Board Slip-Resistance Surfaces Advisory Guidelines

TECHNICAL ADVANTAGES

ELEGANCE

Deep rich colours and unique textures

REALA™

Cast from historic brick

ULTIMA™

Up to 4x stronger than poured-in-place concrete

DRIVE FRIENDLY

Can handle vehicular loads

Ask about our base stabilization system

PRODUCT DATA

Stones & Bundling	Unit	SqFt Per					Per Bundle			Soldier LnFt Per			Sailor LnFt per			Units Per			Lbs Per		
	Thickness	Bundle	Layer	Section	Stone	Layers	Unit	Layer	Bundle	Unit	Layer	Bundle	Unit	Layer	Bundle	SqFt	Section	Bundle	Layer	Section	Bundle
Ayr Manufacturing																					
Standard	2 1/2" (60mm)	89.20	11.15	-	0.15	8	0.21	-	125	0.66	-	393.75	6.73	-	600	294	-	2,349			

Notes: Sold in full bundles only on a refundable skid. All measurements are nominal. **Important: A urethane rubber paver mat must be used to prevent scuffing.** For more information, samples or custom options, please contact your Unilock Territory Manager or call 1-800-UNILOCK.

APPLICATIONS



Pedestrian



Residential Vehicular



Commercial Vehicular



Borders and Accents



Wall pairing suggestion- U-CARA

RECOMMENDED SANDS



Romex Fugensand

Suitable for Pedestrian, Vehicular and Heavy Duty Vehicular applications

- Manufactured from natural, raw materials
- Quick application
- Self-repairing properties
- Suitable for all load classes
- No cement haze/residue due to natural polymer binder
- Three colours: Natural, Stone Grey and Basalt

Coverage:

Colour	1-4mm Joints
Neutral, Stone Grey, Basalt 1 L / 5 gal	75 sqft / 55 lb bag 750 sqft / 5 gal drum (based on 1,000 sqft)



+ Romex D7000 Joint Strengthener & Surface Sealer

Suitable for Pedestrian, Vehicular and Heavy Duty Vehicular applications

- All-in-one strengthener & sealer
- Eco-Friendly
- Protects against dirt, oil, corrosion from climate exposure, de-icing salts
- Protects against weed growth and wash outs

Coverage:

Colour	1-4mm Joints
Neutral, Stone Grey, Basalt 55 lb bag / 1 kg can	75 sqft / 55 lb bag 750 sqft / 5 gal drum (based on 1,000 sqft)



Alliance - Gator G2 MAXX Sand

- Setting time - 15 mins
- Sets above 32° F/ 0° C
- Can be applied if rain is expected (min. 1 hr)
- Dust free and haze free
- Requires only one watering
- Four colours: Beige, Grey, Black and Ivory

Coverage:

Colour	Narrow Joints	Wide Joints
Beige, Ivory, Grey, Ivory 50 lb bag	65-85 sqft	22-42 sqft
Black 50 lb bag	58-76 sqft	20-38 sqft

*Please refer to Sands & Sealers on pages 184-187 for more detailed information








BASALT

PRODUCT ATTRIBUTES

Visual Appearance	Each cobble is uniquely formed to closely resemble authentic European cobblestones.
Finish	Timeworn. Reala™ Technology provides ultra-realistic textures cast from brick, cobblestone or flagstone.

PRODUCT SPECIFICATIONS

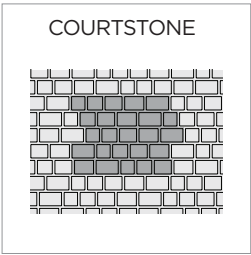
				
XL RECTANGLE 5⅞ x 8⅜ x 2⅜" 130 x 215 x 60mm	LARGE RECTANGLE 5⅞ x 7¼ x 2⅜" 130 x 185 x 60mm	RECTANGLE 5⅞ x 6½ x 2⅜" 130 x 165 x 60mm	SMALL RECTANGLE 5⅞ x 5¾ x 2⅜" 130 x 145 x 60mm	SQUARE 5⅞ x 5⅞ x 2⅜" 130 x 130 x 60mm

5 UNIT RANDOM BUNDLE

EDGE DETAILS



LAYING PATTERNS



*Colour selection should be chosen from actual samples.

TECHNICAL INFORMATION

ASTM C 936 Standard Specifications for Solid Concrete Interlocking Paving Units

Conforms to:

- C140 for Absorption 5% avg - 7% max
- Compressive Strength > 7,200 PSI avg.
- C67 for Freeze-thaw Durability
- C418 for Abrasion Durability
- Dimensional Accuracy **+/- 3 mm**

Test results available upon request

Meets the U.S. Architectural & Transportation Barrier Compliance Board Slip-Resistance Surfaces Advisory Guidelines

TECHNICAL ADVANTAGES

ELEGANCE™

Deep rich colours and unique textures

REALA™

Cast from historic European cobblestones

ULTIMA™

Up to 4x stronger than poured-in-place concrete

DRIVE FRIENDLY

Random Bundle can handle vehicular loads

Ask about our base stabilization system

PRODUCT DATA

	Unit	SqFt Per				Per Bundle		Soldier LnFt Per			Sailor LnFt per			Units Per			Lbs Per		
Stones & Bundling	Thickness	Bundle	Layer	Section	Stone	Layers	Sections	SqFt	Layer	Bundle	SqFt	Layer	Bundle	SqFt	Layer	Bundle	Unit	Layer	Bundle
Ayr Manufacturing																			
Random Bundle		98.30	12.29	-	0.26	8	-	0.60	-	163.80	0.444	-	221.50	3.91	48	384	6.06	290.75	2,326
XL Rectangle	2⅜" (60mm)	-	-	-	0.30	-	-	0.71	-	54.60	0.43	-	90.29	3.32	-	128	-	-	-
Large Rectangle	2⅜" (60mm)	-	-	-	0.26	-	-	0.61	-	27.30	0.43	-	38.85	3.86	-	64	-	-	-
Rectangle	2⅜" (60mm)	-	-	-	0.23	-	-	0.54	-	27.30	0.43	-	34.65	4.33	-	64	-	-	-
Small Rectangle	2⅜" (60mm)	-	-	-	0.20	-	-	0.48	-	27.30	0.43	-	30.45	4.93	-	64	-	-	-
Square	2⅜" (60mm)	-	-	-	0.18	-	-	0.43	-	27.30	0.43	-	27.30	5.50	-	64	-	-	-

Notes: Sold in full bundles only on a refundable skid. All measurements are nominal. **Important: A urethane rubber paver mat must be used to prevent scuffing.** For more information, samples or custom options, please contact your Unilock Territory Manager or call 1-800-UNILOCK.

APPLICATIONS



Pedestrian



Residential Vehicular



Borders and Accents



*Wall pairing suggestion- U-CARA™

RECOMMENDED SANDS



Romex® Flex Joint

Vehicular Applications

- | Exclusive viscous elastic Jointing mortar
- | Suitable for vehicular rated and unbonded surfaces
- | Water permeable
- | Pressure washer safe
- | Self compacting and water emulsifiable during installation
- | Designed to work in combination with the ISATec® displacement protection system
- | Three colours: Neutral, Stone Grey and Basalt

Coverage:

Colour	Up to 14mm Joints
Neutral, Stone Grey, Basalt 55 lb bag / 1 kg can	125 sqft / 55 lb bag



Eurostone Bond

- | Setting time - 24 hours without rain for non-drainage base systems
- | Setting time - 1 hour without rain for drainage base systems
- | Sets above 32° F/ 0° C
- | Ideal for cobblestone and natural stone joints up to 1.5" (3.75cm)
- | One colour: Grey

Coverage:

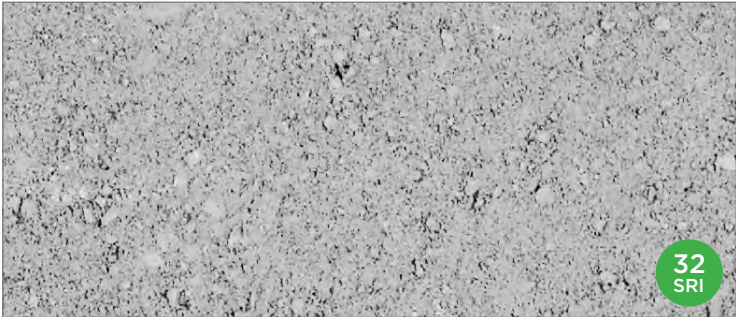
Size	Narrow Joints	Wide Joints
50 lb bag	65 - 85 sqft	22 - 42 sqft

*Please refer to Sands & Sealers on pages 184-187 for more detailed information

DURAFLOW[®]

 **PERMEABLE**

Special Order only. Minimum qty's apply



NATURAL

PRODUCT ATTRIBUTES

Visual Appearance	DuraFlow [®] is a specially designed permeable pavement with patented openings called 'cupules' that allow for fast cleaning of the joints using standard sweeping equipment.
Attributes	This latest evolution of permeable pavement is suitable for heavy-duty applications and is ADA compliant.

PRODUCT SPECIFICATIONS



9⁷/₈ x 9⁷/₈ x 3¹/₈"
250 x 250 x 80mm

EDGE DETAILS



ROUNDED EDGE

PERMEABLE PAVEMENT DATA

Large: 3/8" to 1/2" Joint					MIN. INFILTRATION RATE FOR RAINFALL OF:			
	JOINT MATERIAL	JOINT WIDTH*	VOID SPACE*	SURFACE INFILTRATION RATE**	2" / HR	4.5" / HR	6.5" / HR	11" / HR
	ASTM #8 IDOT CA-16	12MM	8%	912" / HR	25	56	81	138

*Joint Width is measured at the top of the paver. Void Space is calculated at the base of the paver. **Infiltration rate is based on testing done when first installed and is an approximate. Permeable spacers are available for use with extended range of Unilock products.

*Colour selection should be chosen from actual samples.

TECHNICAL INFORMATION

ASTM C 936 Standard Specifications for Solid Concrete Interlocking Paving Units

Conforms to:

- C140 for Absorption 5% avg - 7% max
- Compressive Strength > 7,200 PSI avg.
- C67 for Freeze-thaw Durability
- C418 for Abrasion Durability
- Dimensional Accuracy **+/- 3 mm**

Test results available upon request

Meets the U.S. Architectural & Transportation Barrier Compliance Board Slip-Resistance Surfaces Advisory Guidelines

TECHNICAL ADVANTAGES



Can be installed to allow water to flow through

PRODUCT DATA

Stones & Bundling	Unit	SqFt Per				Per Bundle		Soldier LnFt Per			Sailor LnFt per			Units Per			Lbs Per		
	Thickness	Bundle	Layer	Section	Stone	Layers	Sections	Unit	Section	Bundle	Unit	Section	Bundle	SqFt	Section	Bundle	Layer	Section	Bundle
Pickering Manufacturing																			
Random Bundle	3 1/8" (80 mm)	74.17	10.60	-	0.51	7	-	-	-	-	-	-	-	1.98	-	147	350	-	2,452

Notes: DuraFlow® can be manufactured in a variety of special order colours and textures. Minimum quantities will apply. For more information, samples or custom options, please contact your Unilock Territory Manager or call 1-800-UNILOCK.

APPLICATIONS



Permeable (Heavy Duty)



Pedestrian



Residential Vehicular



Commercial Vehicular

RECOMMENDED SANDS



Romex® Flex Joint

Suitable for Pedestrian, Vehicular and Heavy Duty Vehicular applications

- Viscous elastic jointing mortar (sand and rubber)
- Suitable for unbonded surfaces
- Water permeable, self compacting and water emulsifiable during installation
- Medium to heavy traffic up to 25 T
- Three colours: Neutral, Stone Grey and Basalt

Coverage:

Colour	12mm Joints
Neutral, Stone Grey, Basalt 25 kg bucket / 55 lb bucket	27 sqft / 55 lb bucket (based on 1,000 sqft)



Gator Aqua Rock

- For Residential & Commercial applications
- For permeable paver joints
- Helps prevent erosion due to climatic conditions
- Use as bedding and jointing material
- Graded to meet ASTM No. 9 water rate
- Long term high infiltration performance
- 2,200 lb Super Sack available for large applications

Coverage:

Size	Area
50 lb bag	20-25 sqft
2,200 lb Super Sack	880-1100 sqft

(Based on 60mm paver)

*Please refer to Sands & Sealers on pages 184-187 for more detailed information

SOLAR REFLECTIVE INDEX (SRI) TESTING DETAILS

Product	Solar Reflectance	SRI
Natural	0.30	32

LEED INFORMATION

Materials & Resources: LEED V4:

Building Product Disclosure and Optimization

Sourcing of Raw Materials - Sourcing of Raw Materials and Extraction • **1 point**

Sourcing of Raw Materials - Leadership Extraction Practices • **1 point**

Material Ingredient Reporting - Material Ingredient Reporting • **1 point**


Material Ingredient Reporting - Material Ingredient Optimization • **1 point**

Environmental Product Declaration • **1 point**


DURA-MAT

 **PERMEABLE**

Special Order only. Minimum qty's apply



NATURAL



PRODUCT ATTRIBUTES

Visual Appearance	Dura-Mat's interlocking concrete units fasten together on all sides forming a permanent protective carpet. The interlocking system of Dura-Mat allows contouring to most terrain conditions.
Attributes	The solid-to-void ratio also allows for vegetation growth where desired.

PRODUCT SPECIFICATIONS



STANDARD
19¾ x 19¾ x 4"
500 x 500 x 100mm

EDGE DETAILS



ZERO-BEVEL EDGE

*Colour selection should be chosen from actual samples.

TECHNICAL INFORMATION

ASTM C 936 Standard Specifications for Solid Concrete Interlocking Paving Units

Conforms to:

- C140 for Absorption 5% avg - 7% max
- Compressive Strength > 7,200 PSI avg.
- C67 for Freeze-thaw Durability
- C418 for Abrasion Durability
- Dimensional Accuracy **+/- 3 mm**

Test results available upon request

Meets the U.S. Architectural & Transportation Barrier Compliance Board Slip-Resistance Surfaces Advisory Guidelines

TECHNICAL ADVANTAGES



PERMEABLE

Can be installed to allow water to flow through

SOLAR REFLECTIVE INDEX (SRI) TESTING DETAILS

Product	Solar Reflectance	SRI
Natural	0.30	32 

LEED INFORMATION

Materials & Resources: LEED V4:

Building Product Disclosure and Optimization

Sourcing of Raw Materials - Sourcing of Raw Materials and Extraction • **1 point**

Sourcing of Raw Materials - Leadership Extraction Practices • **1 point**

Material Ingredient Reporting - Material Ingredient Reporting • **1 point**

Material Ingredient Reporting - Material Ingredient Optimization • **1 point**

Environmental Product Declaration • **1 point**

PRODUCT DATA

Stones & Bundling	Unit	SqFt Per				Per Bundle		Soldier LnFt Per			Sailor LnFt per			Units Per			Lbs Per		
	Thickness	Bundle	Layer	Section	Stone	Layers	Sections	Unit	Section	Bundle	Unit	Section	Bundle	SqFt	Section	Bundle	Layer	Section	Bundle
Gormley Manufacturing																			
Standard	4" (100mm)	78.40	11.20	-	2.80	7	-	-	-	-	-	-	-	0.36	-	28	320	-	2,242

Notes: Special Order item. Lead time required. Sold in full bundles only on a refundable skid. All measurements are nominal. For more information, samples or custom options, please contact your Unilock Territory Manager or call 1-800-UNILOCK.

APPLICATIONS



Permeable (Heavy Duty)



Pedestrian

*Dura-Mat is typically used in applications to reduce and control erosion. Commonly used at the base of, or entrances to, retention ponds.

RECOMMENDED SAND



Gator Aqua Rock

- | For Residential & Commercial applications
- | For permeable paver joints
- | Helps prevent erosion due to climatic conditions
- | Use as bedding and jointing material
- | Graded to meet ASTM No. 9 water rate
- | Long term high infiltration performance
- | 2,200 lb Super Sack available for large applications

Coverage:

Size	Area
50 lb bag	20-25 sqft
2,200 lb Super Sack	880-1100 sqft

(Based on 60mm paver)

*Please refer to Sands & Sealers on pages 184-187 for more detailed information

ECO-LINE®

 **PERMEABLE**

Special Order only. Minimum qty's apply











Eco-Line® is a **SPECIAL ORDER ONLY PRODUCT** and can be manufactured in a variety of custom colours and textures. Minimum quantities may apply. Please contact your Unilock Territory Manager for more details.

COMING SOON!
NEW Linear dimensions for the Random Bundle.

PRODUCT ATTRIBUTES


Visual Appearance	Long and narrow design facilitates a linear laying pattern resulting in a finished and sleek appearance for any permeable, heavy duty application.
Finish	Available in a variety of Unilock Select finishes.

PRODUCT SPECIFICATIONS *SPECIAL ORDER. Min. qty's apply.*


			
3 x 9 x 4" 84 x 237 x 100mm	3 x 11 x 4" 84 x 277 x 100mm	3x 12½ x 4" 84 x 317 x 100mm	3 x 14 x 4" 84 x 357 x 100 mm
			
4½ x 9 x 4" 114 x 237 x 100mm	4½ x 11 x 4" 114 x 277 x 100mm	4½ x 12½ x 4" 114 x 317 x 100mm	4½ x 14 x 4" 114 x 357 x 100mm

8 UNIT RANDOM BUNDLE

EDGE DETAILS



LAYING PATTERNS



PERMEABLE PAVEMENT DATA

Small: 1/4" Joint	PERMEABLE PAVEMENT DATA				MIN. INFILTRATION RATE FOR RAINFALL OF:			
	JOINT MATERIAL	JOINT WIDTH*	VOID SPACE*	SURFACE INFILTRATION RATE**	2" / HR	4.5" / HR	6.5" / HR	11" / HR
	ASTM #9 Aqua Rock	6.25MM	5.8%	560" / HR	34	78	112	190

*Joint Width is measured at the top of the paver. Void Space is calculated at the base of the paver. **Infiltration rate is based on testing done when first installed and is an approximate. Permeable spacers are available for use with extended range of Unilock products.

*Colour selection should be chosen from actual samples.

TECHNICAL INFORMATION

ASTM C 936 Standard Specifications for Solid Concrete Interlocking Paving Units

Conforms to:

- C140 for Absorption 5% avg - 7% max
- Compressive Strength > 7,200 PSI avg.
- C67 for Freeze-thaw Durability
- C418 for Abrasion Durability
- Dimensional Accuracy **+/- 3 mm**

Test results available upon request

Meets the U.S. Architectural & Transportation Barrier Compliance Board Slip-Resistance Surfaces Advisory Guidelines

TECHNICAL ADVANTAGES



PERMEABLE

Can be installed to allow water to flow through

DRIVE FRIENDLY

Can handle vehicular loads

Ask about our base stabilization system

PRODUCT DATA

Stones & Bundling	Unit	SqFt Per				Per Bundle		Soldier LnFt Per			Sailor LnFt per			Units Per			Lbs Per		
	Thickness	Bundle	Layer	Section	Stone	Layers	Sections	Unit	Section	Bundle	Unit	Section	Bundle	SqFt	Section	Bundle	Layer	Section	Bundle
Pickering Manufacturing																			
Random Bundle	4" (100mm)	66.20	11.03	-	0.34	6	-	-	-	-	-	-	-	2.90	-	192	504	-	3,027
Large 11.4	4" (100mm)	-	-	-	0.39	-	-	-	-	-	-	-	-	2.57	-	24	-	-	-
Large 8.4	4" (100mm)	-	-	-	0.29	-	-	-	-	-	-	-	-	3.49	-	24	-	-	-
Medium 11.4	4" (100mm)	-	-	-	0.34	-	-	-	-	-	-	-	-	2.94	-	24	-	-	-
Medium 8.4	4" (100mm)	-	-	-	0.25	-	-	-	-	-	-	-	-	3.99	-	24	-	-	-
Small 11.4	4" (100mm)	-	-	-	0.29	-	-	-	-	-	-	-	-	3.44	-	24	-	-	-
Small 8.4	4" (100mm)	-	-	-	0.21	-	-	-	-	-	-	-	-	4.67	-	24	-	-	-
XL 11.4	4" (100mm)	-	-	-	0.44	-	-	-	-	-	-	-	-	2.28	-	24	-	-	-
XL 8.4	4" (100mm)	-	-	-	0.32	-	-	-	-	-	-	-	-	3.10	-	24	-	-	-

Notes: Special Order only - multiple finish and colour options are available. All measurements are nominal. **Important: A urethane rubber paver mat must be used to prevent scuffing. Approved for vehicular applications. All measurements are nominal.** For more information, samples or custom options, please contact your Unilock Territory Manager or call 1-800-UNILOCK.

APPLICATIONS



Permeable (Heavy Duty)



Pedestrian



Residential Vehicular



Commercial Vehicular

RECOMMENDED SANDS



Romex® Pure Patio

Pedestrian Applications only

- Resin film-free
- Highly water permeable
- Resistant to ants, weeds, de-icing salts
- Pressure washer safe
- Ideal for joint widths from 5mm (1/4")
- Ideal for Residential patios and walkways
- Three colours: Neutral, Stone Grey and Basalt

Coverage:

Colour	6mm Joints
Neutral, Stone Grey, Basalt	25 sqft / 55 lb mix (based on 1,000 sqft)
55 lb bag / 1 kg can	



Romex® Drain

Vehicular Applications

- Resin film-free
- Highly water permeable
- Self-compacting and water emulsifiable
- Resistant to ants, weeds, de-icing salts
- Pressure washer safe
- Ideal for joint widths from 3mm (1/4")
- Ideal for driveways, parking spaces and all vehicular loading applications up to 3.5 T
- Three colours: Neutral, Stone Grey and Basalt

Coverage:

Colour	6mm Joints
Neutral, Stone Grey, Basalt	25 sqft / 55 lb mix (based on 1,000 sqft)
21 L bottles to be mixed with 1 55 lb bag of Romex approved sand	



Romex® D1

Heavy-duty Vehicular Applications

- Light to medium vehicle rated
- Increased pouring capacity that is self-compacting and water emulsifiable
- Resistant to ants, weeds, de-icing salts
- Pressure washer safe
- Ideal for joint widths from 3mm (1/8")
- Ideal for driveways, parking spaces and all vehicular loading applications up to 7.5 T
- Three colours: Neutral, Stone Grey and Basalt

Coverage:

Colour	6mm Joints
Neutral, Stone Grey, Basalt	25 sqft / 55 lb mix (based on 1,000 sqft)
21.5 L bottles to be mixed with 1 55 lb bag of Romex approved sand	



Gator Aqua Rock

- For Residential & Commercial applications
- For permeable paver joints
- Helps prevent erosion due to climatic conditions
- Use as bedding and jointing material
- Graded to meet ASTM No. 9 water rate
- Long term high infiltration performance
- 2,200 lb Super Sack available for large applications

Coverage:

Size	Area
50 lb bag	20-25 sqft
2,200 lb Super Sack	880-1100 sqft

*Please refer to Sands & Sealers on pages 184-187 for more detailed information

UNILOCK

PERMEABLE | ECO-LINE®

PAVERS

ECO-OPTILOC™

 PERMEABLE



NATURAL

PRODUCT ATTRIBUTES

Visual Appearance	This paver has gained world-wide acceptance as the paver-of-choice for performance, and as an environmental solution for drainage. Only the patented “L” shaped design allows you to achieve a superior lock-up that can withstand even the heaviest of loads residentially and commercially.
Attributes	The innovative design creates small voids between the pavers providing drainage into the sub-base.

PRODUCT SPECIFICATIONS




10¼ x 10¼ x 3⅞"
250 x 250 x 80mm

Eco-Optiloc™ can be machine laid - to allow for ease of installation.

EDGE DETAILS

LAYING PATTERNS



PERMEABLE PAVEMENT DATA

Large: 3/8" to 1/2" Joint					MIN. INFILTRATION RATE FOR RAINFALL OF:			
	JOINT MATERIAL	JOINT WIDTH*	VOID SPACE*	SURFACE INFILTRATION RATE**	2" / HR	4.5" / HR	6.5" / HR	11" / HR
	HPB	12MM	7.3%	404" / HR	27	62	89	151
	ASTM #8 IDOT CA-16	12MM	7.3%	912" / HR	27	62	89	151

*Joint Width is measured at the top of the paver. Void Space is calculated at the base of the paver. **Infiltration rate is based on testing done when first installed and is an approximate. Permeable spacers are available for use with extended range of Unilock products.

*Colour selection should be chosen from actual samples.

TECHNICAL INFORMATION

ASTM C 936 Standard Specifications for Solid Concrete Interlocking Paving Units

Conforms to:

- C140 for Absorption 5% avg - 7% max
- Compressive Strength > 7,200 PSI avg.
- C67 for Freeze-thaw Durability
- C418 for Abrasion Durability
- Dimensional Accuracy **+/- 3 mm**

Test results available upon request

Meets the U.S. Architectural & Transportation Barrier Compliance Board Slip-Resistance Surfaces Advisory Guidelines

TECHNICAL ADVANTAGES

PERMEABLE

Can be installed to allow water to flow through

CLASSIC

Budget-friendly. Utilizes a traditional product mix of large and small aggregates that's consistent from top to bottom with colour mixed throughout

DRIVE FRIENDLY

Can handle vehicular loads

Ask about our base stabilization system

PRODUCT DATA

Stones & Bundling	Unit	SqFt Per				Per Bundle		Soldier LnFt Per			Sailor LnFt per			Units Per			Lbs Per		
	Thickness	Bundle	Layer	Section	Stone	Layers	Sections	Unit	Section	Bundle	Unit	Section	Bundle	SqFt	Section	Bundle	Layer	Section	Bundle
Gormley Manufacturing																			
Standard	3/8" (80mm)	75.36	9.42	-	0.50	8	-	-	-	-	-	-	-	1.99	-	147	321	-	2,564

Notes: This product is optimized for mechanical installation. Product is sold in full bundles only on a refundable skid. **Eco-Optiloc is available in Series™ and II Campo® finishes. Custom colours are also available. Minimum quantities apply on custom orders.** All measurements are nominal. For more information, samples or custom options, please contact your Unilock Territory Manager or call 1-800-UNILOCK.

APPLICATIONS



Permeable (Heavy Duty)



Pedestrian



Residential Vehicular



Commercial Vehicular

RECOMMENDED SANDS



Romex® Flex Joint

Suitable for Pedestrian, Vehicular and Heavy Duty Vehicular applications

- Viscous elastic jointing mortar (sand and rubber)
- Suitable for vehicular rated and unbonded surfaces
- Water permeable, self compacting and water emulsifiable during installation
- Medium to heavy traffic up to 25 T
- Three colours: Neutral, Stone Grey and Basalt

Coverage:

Colour	12mm Joints
Neutral, Stone Grey, Basalt 25 kg bucket / 55 lb bucket	27 sqft / 55 lb bucket (based on 1,000 sqft)



Gator Aqua Rock

- For Residential & Commercial applications
- For permeable paver joints
- Helps prevent erosion due to climatic conditions
- Use as bedding and jointing material
- Graded to meet ASTM No. 9 water rate
- Long term high infiltration performance
- 2,200 lb Super Sack available for large applications

Coverage:

Size	Area
50 lb bag	20-25 sqft
2,200 lb Super Sack	880-1100 sqft

(Based on 60mm paver)

*Please refer to Sands & Sealers on pages 184-187 for more detailed information

SOLAR REFLECTIVE INDEX (SRI) TESTING DETAILS

Product	Solar Reflectance	SRI
Natural	0.30	32

LEED INFORMATION

Materials & Resources: LEED V4:

Building Product Disclosure and Optimization

Sourcing of Raw Materials - Sourcing of Raw Materials and Extraction • 1 point

Sourcing of Raw Materials - Leadership Extraction Practices • 1 point


Material Ingredient Reporting - Material Ingredient Reporting • 1 point

Material Ingredient Reporting - Material Ingredient Optimization • 1 point

Environmental Product Declaration • 1 point

ECO-PRIORA™

ENDURACOLOR™ PERMEABLE



OPAL BLEND



STEEL GREY BLEND

PRODUCT ATTRIBUTES


Visual Appearance	Available in multiple shapes, this permeable paver can be produced using EnduraColor™ technology which increases the durability of the product and provides better colour retention. Custom colours and finishes are available to offer unlimited design possibilities.
Finish	Smooth, contemporary finish. By special order, you may select from a variety of standard and architectural finishes; Premier (smooth), Il Campo® (brushed), Series™ (exposed aggregate) and Umbriano® (mottled).

PRODUCT SPECIFICATIONS




RECTANGLE
5 x 10 x 3 1/8"
120 x 240 x 80mm

Special Order. Min. qty's apply.




LARGE SQUARE
10 x 10 x 3 1/8"
240x 240 x 80mm



SMALL SQUARE
5 x 5 x 3 1/8"
120 x 120 x 80mm


EDGE DETAILS



ROUNDED EDGE


LAYING PATTERNS

ECO-PRIORA A



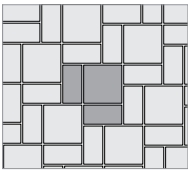
ECO-PRIORA A
100% 5x10

ECO-PRIORA E



ECO-PRIORA E
100% 5x10

ECO-PRIORA H



ECO-PRIORA H
50% 5x10, 50% 10x10

PERMEABLE PAVEMENT DATA

					MIN. INFILTRATION RATE FOR RAINFALL OF:			
PAVER SIZE & PATTERN	JOINT MATERIAL	JOINT WIDTH*	VOID SPACE*	SURFACE INFILTRATION RATE**	2" / HR	4.5" / HR	6.5" / HR	11" / HR
HERRINGBONE	ASTM #9- SEK Chip	7MM	7.08%	676" / HR	28	64	92	155
5 x 10	Kafka - 1/8 to 3/16"	7MM	6.8%	633" / HR	29	66	96	162
Pattern H	ASTM #9- Roscoe Chip	7MM	5.7%	509" / HR	35	79	114	193
Pattern H	IDOT FA 22	7MM	5.7%	347" / HR	35	79	114	193
10 x 10	Kafka - 1/16 to 3/16"	7MM	4.6%	327" / HR	43	98	141	239

*Joint Width is measured at the top of the paver. Void Space is calculated at the base of the paver. **Infiltration rate is based on testing done when first installed and is an approximate. Permeable spacers are available for use with extended range of Unilock products.

*Colour selection should be chosen from actual samples.

TECHNICAL INFORMATION

ASTM C 936 Standard Specifications for Solid Concrete Interlocking Paving Units

Conforms to:

- C140 for Absorption 5% avg - 7% max
- Compressive Strength > 7,200 PSI avg.
- C67 for Freeze-thaw Durability
- C418 for Abrasion Durability
- Dimensional Accuracy **+/- 3 mm**

Test results available upon request

Meets the U.S. Architectural & Transportation Barrier Compliance Board Slip-Resistance Surfaces Advisory Guidelines

TECHNICAL ADVANTAGES

ENDURACOLOR™

Refined surface and long-lasting colour

DRIVE FRIENDLY

Can handle vehicular loads

Ask about our base stabilization system



PERMEABLE

Can be installed to allow water to flow through

PRODUCT DATA

Stones & Bundling	Unit	SqFt Per				Per Bundle		Soldier LnFt Per			Sailor LnFt per			Units Per			Lbs Per		
	Thickness	Bundle	Layer	Section	Stone	Layers	Sections	Unit	Section	Bundle	Unit	Section	Bundle	SqFt	Section	Bundle	Layer	Section	Bundle
Pickering Manufacturing																			
Rectangle	3 1/2" (80mm)	75.95	10.85	-	0.30	7	-	0.77	-	96.50	0.39	-	192.90	3.29	-	245	381	-	2,669

Notes: Sold in full bundles only on a refundable skid. **Eco-Priora** is also available in **Series™**, **Il Campo®** and **Umbriano®** finishes as a custom order. Minimum quantities apply on custom orders. All measurements are nominal. Specially designed aggregates must be used for the joints. For more information, samples or custom options, please contact your Unilock Territory Manager or call 1-800-UNILOCK.

APPLICATIONS



Permeable (Heavy Duty)



Pedestrian



Residential Vehicular



Commercial Vehicular



Borders and Accents



Roof Deck

RECOMMENDED SANDS



Romex® Pure Patio

Pedestrian Applications only

- Resin film-free
- Highly water permeable
- Resistant to ants, weeds, de-icing salts
- Pressure washer safe
- Ideal for joint widths from 5mm (1/4")
- Ideal for Residential patios and walkways
- Three colours: Neutral, Stone Grey and Basalt



Romex® Drain

Vehicular Applications

- Resin film-free
- Highly water permeable
- Self-compacting and water emulsifiable
- Resistant to ants, weeds, de-icing salts
- Pressure washer safe
- Ideal for joint widths from 3mm (1/8")
- Ideal for driveways, parking spaces and all vehicular loading applications up to 3.5 T
- Three colours: Neutral, Stone Grey and Basalt



Romex® D1

Heavy-duty Vehicular Applications

- Light to medium vehicle rated
- Increased pouring capacity that is self-compacting and water emulsifiable
- Resistant to ants, weeds, de-icing salts
- Pressure washer safe
- Ideal for joint widths from 3mm (1/8")
- Ideal for driveways, parking spaces and all vehicular loading applications up to 7.5 T
- Three colours: Neutral, Stone Grey and Basalt



Gator Aqua Rock

- For Residential & Commercial applications
- For permeable paver joints
- Helps prevent erosion due to climatic conditions
- Use as bedding and jointing material
- Graded to meet ASTM No. 9 water rate
- Long term high infiltration performance
- 2,200 lb Super Sack available for large applications

Coverage:

Colour	7mm Joints
Neutral, Stone Grey, Basalt 55 lb bag / 1 kg can	45 sqft / 55 lb mix (based on 1,000 sqft)

Coverage:

Colour	7mm Joints
Neutral, Stone Grey, Basalt 21 L bottles to be mixed with 1 55 lb bag of Romex approved sand	45 sqft / 55 lb mix (based on 1,000 sqft)

Coverage:

Colour	7mm Joints
Neutral, Stone Grey, Basalt 21.5 L bottles to be mixed with 1 55 lb bag of Romex approved sand	45 sqft / 55 lb mix (based on 1,000 sqft)

Coverage:

Size	Area
50 lb bag	20-25 sqft
2,200 lb Super Sack	880-1100 sqft

*Please refer to Sands & Sealers on pages 184-187 for more detailed information

SOLAR REFLECTIVE INDEX (SRI) TESTING DETAILS

Product	Solar Reflectance	SRI
Opal Blend <i>Special Order</i>	0.32	34

LEED INFORMATION

Materials & Resources: LEED V4:

Building Product Disclosure and Optimization

Sourcing of Raw Materials - Sourcing of Raw Materials and Extraction • **1 point**

Sourcing of Raw Materials - Leadership Extraction Practices • **1 point**

Material Ingredient Reporting - Material Ingredient Reporting • **1 point**

Material Ingredient Reporting - Material Ingredient Optimization • **1 point**

Environmental Product Declaration • **1 point**

ECO-PROMENADE®

ENDURACOLOR™ PERMEABLE



OPAL BLEND

Other finishes available: Il Campo®, Series™ & Umbriano®.



PRODUCT ATTRIBUTES


Visual Appearance	Long, linear look and feel for any contemporary permeable application.
Finish	By special order, you may select from a variety of standard and architectural finishes; Premier (<i>smooth</i>), Il Campo® (<i>brushed</i>), Series™ (<i>exposed aggregate</i>) and Umbriano® (<i>mottled</i>).

PRODUCT SPECIFICATIONS



2 7/8 x 12 x 4"
75 x 300 x 100mm

EDGE DETAIL



ROUNDED EDGE

LAYING PATTERNS



PERMEABLE PAVEMENT DATA

Small: 1/4" Joint	JOINT MATERIAL	JOINT WIDTH*	VOID SPACE*	SURFACE INFILTRATION RATE**	MIN. INFILTRATION RATE FOR RAINFALL OF:			
					2" / HR	4.5" / HR	6.5" / HR	11" / HR
	ASTM #9 SEK Chip	7MM	10.12%	934" / HR	20	44	64	109

*Joint Width is measured at the top of the paver. Void Space is calculated at the base of the paver. **Infiltration rate is based on testing done when first installed and is an approximate. Permeable spacers are available for use with extended range of Unilock products.

*Colour selection should be chosen from actual samples.

TECHNICAL INFORMATION

ASTM C 936 Standard Specifications for Solid Concrete Interlocking Paving Units

Conforms to:

- C140 for Absorption 5% avg - 7% max
- Compressive Strength > 7,200 PSI avg.
- C67 for Freeze-thaw Durability
- C418 for Abrasion Durability
- Dimensional Accuracy **+/- 3 mm**

Test results available upon request

Meets the U.S. Architectural & Transportation Barrier Compliance Board Slip-Resistance Surfaces Advisory Guidelines

TECHNICAL ADVANTAGES

ENDURACOLOR

Refined surface and long-lasting colour

DRIVE FRIENDLY

Can handle vehicular loads

Ask about our base stabilization system

PERMEABLE

Can be installed to allow water to flow through

SOLAR REFLECTIVE INDEX (SRI) TESTING DETAILS

Product	Solar Reflectance	SRI
Opal Blend	0.32	34 

LEED INFORMATION

Materials & Resources: LEED V4:

Building Product Disclosure and Optimization

Sourcing of Raw Materials - Sourcing of Raw Materials and Extraction • **1 point**

Sourcing of Raw Materials - Leadership Extraction Practices • **1 point**

Material Ingredient Reporting - Material Ingredient Reporting • **1 point**

Material Ingredient Reporting - Material Ingredient Optimization • **1 point**

Environmental Product Declaration • **1 point**

PRODUCT DATA

Stones & Bundling	Unit Thickness	SqFt Per				Per Bundle		Soldier LnFt Per			Sailor LnFt per			Units Per			Lbs Per		
		Bundle	Layer	Section	Stone	Layers	Sections	Unit	Section	Bundle	Unit	Section	Bundle	SqFt	Section	Bundle	Layer	Section	Bundle
Pickering Manufacturing																			
2 7/8" x 12" Permeable	4" (100mm)	53.28	10.66	-	0.24	5	-	0.25	-	57.7	0.92	-	216.50	4.13	-	220	488	-	2,439

Notes: **Sold in full bundles only and is produced and sold on a required, refundable skid.** Custom finish and color options are available.

Special order - lead time is required. Minimum quantities apply. *Weights vary depending on plant of manufacture & finish. **Important: A urethane rubber paver mat must be used to prevent scuffing.** For permeable installations, Unilock recommends using granite chips for joint filler. All measurements are nominal. For more information, samples or custom options, please contact your Unilock Territory Manager or call 1-800-UNILOCK.

APPLICATIONS



Permeable (Heavy Duty)



Pedestrian



Residential Vehicular



Commercial Vehicular



Borders and Accents



*Wall pairing suggestion- U-CARA® Wall -matching colour and finish

RECOMMENDED SANDS



Romex® Pure Patio

Pedestrian Applications only

- Resin film-free
- Highly water permeable
- Resistant to ants, weeds, de-icing salts
- Pressure washer safe
- Ideal for joint widths from 5mm (1/4")
- Ideal for Residential patios and walkways
- Three colours: Neutral, Stone Grey and Basalt

Coverage:

Colour	7mm Joints
Neutral, Stone Grey, Basalt 55 lb bag / 1 kg can	20 sqft / 55 lb mix (based on 1,000 sqft)



Romex® Drain

Vehicular Applications

- Resin film-free
- Highly water permeable
- Self-compacting and water emulsifiable
- Resistant to ants, weeds, de-icing salts
- Pressure washer safe
- Ideal for joint widths from 3mm (1/4")
- Ideal for driveways, parking spaces and all vehicular loading applications up to 3.5 T
- Three colours: Neutral, Stone Grey and Basalt

Coverage:

Colour	7mm Joints
Neutral, Stone Grey, Basalt 21 L bottles to be mixed with 1 55 lb bag of Romex approved sand	20 sqft / 55 lb mix (based on 1,000 sqft)



Romex® D1

Heavy-duty Vehicular Applications

- Light to medium vehicle rated
- Increased pouring capacity that is self-compacting and water emulsifiable
- Resistant to ants, weeds, de-icing salts
- Pressure washer safe
- Ideal for joint widths from 3mm (1/8")
- Ideal for driveways, parking spaces and all vehicular loading applications up to 7.5 T
- Three colours: Neutral, Stone Grey and Basalt

Coverage:

Colour	7mm Joints
Neutral, Stone Grey, Basalt 21.5 L bottles to be mixed with 1 55 lb bag of Romex approved sand	20 sqft / 55 lb mix (based on 1,000 sqft)



Gator Aqua Rock

- For Residential & Commercial applications
- For permeable paver joints
- Helps prevent erosion due to climatic conditions
- Use as bedding and jointing material
- Graded to meet ASTM No. 9 water rate
- Long term high infiltration performance
- 2,200 lb Super Sack available for large applications


Coverage:

Size	Area
50 lb bag	20-25 sqft
2,200 lb Super Sack	880-1100 sqft

*Please refer to Sands & Sealers on pages 184-187 for more detailed information

GRANITO™



ENDURACOLOR™

Exclusive to **UNILOCK**

NOTTE RANDOM BUNDLE



SABIA RANDOM BUNDLE

SCURO **NEW** RANDOM BUNDLE

NOTTE HEX



SABIA HEX

SCURO **NEW** HEX

PRODUCT ATTRIBUTES

Visual Appearance	Mottled, flecked. Hex shape is a modern twist on the traditional shape.
Finish	Boldly mottled colour finish.

PRODUCT SPECIFICATIONS



LARGE RECTANGLE
14 x 21 x 2³/₈"
360 x 540 x 60mm



SQUARE
14 x 14 x 2³/₈"
360 x 360 x 60mm



SMALL RECTANGLE
7 x 14 x 2³/₈"
180 x 360 x 60mm



HEX
8 x 8 x 2³/₄"
200 x 200 x 70mm
SOLD SEPARATELY

3 UNIT BUNDLE


Random Bundle not recommended for vehicular
Hex unit can handle vehicular loads

EDGE DETAILS



ROUNDED EDGE

BUNDLE CONFIGURATION



*Colour selection should be chosen from actual samples.

TECHNICAL INFORMATION

ASTM C 936 Standard Specifications for Solid Concrete Interlocking Paving Units

Conforms to:

- C140 for Absorption 5% avg - 7% max
- Compressive Strength > 7,200 PSI avg.
- C67 for Freeze-thaw Durability
- C418 for Abrasion Durability
- Dimensional Accuracy **+/- 3mm**

Test results available upon request

Meets the U.S. Architectural & Transportation Barrier Compliance Board Slip-Resistance Surfaces Advisory Guidelines

TECHNICAL ADVANTAGES

ENDURACOLOR™

Refined surface and long-lasting colour



Factory sealed to provide integral surface protection from stains

ARTISTA™

Boldly mottled colour finish

Random Bundle not recommended for vehicular

Hex unit can handle vehicular loads

PRODUCT DATA

Stones & Bundling	Unit	SqFt Per				Per Bundle		Soldier LnFt Per			Sailor LnFt per			Units Per			Lbs Per	
	Thickness	Bundle	Layer	Section	Stone	Layers	Sections	Unit	Section	Bundle	Unit	Section	Bundle	SqFt	Layer	Bundle	Layer	Bundle
Pickering Manufacturing																		
Random Bundle	2 3/4" (60mm)	94.20	10.47	-	-	9	-	-	-	-	0.99	-	95.60	0.76	-	72	287	2,584
Large Rectangle	2 3/4" (60mm)	-	-	-	2.09	-	-	-	-	-	1.18	-	31.80	0.48	-	18	-	-
Square	2 3/4" (60mm)	-	-	-	1.40	-	-	-	-	-	1.18	-	31.90	0.72	-	27	-	-
Small Rectangle	2 3/4" (60mm)	-	-	-	0.70	-	-	-	-	-	0.60	-	31.90	1.43	-	27	-	-
Hex Paver	2 3/4" (70mm)	73.92	10.56	-	0.42	7	-	-	-	-	-	-	-	2.60	24	168	325.14	2,276

Notes: Sold in full bundles only on a refundable skid. **Minimum quantities apply on custom orders.** All measurements are nominal. **Important:** A urethane rubber paver mat must be used to prevent scuffing. For more information, samples or custom options, please contact your Unilock Territory Manager or call 1-800-UNILOCK.

APPLICATIONS



Pedestrian



Residential Vehicular (Hex only)



Commercial Vehicular (Hex only)



Wall pairing suggestion- U-CARA

RECOMMENDED SANDS



Romex® Pure Patio

Pedestrian Applications only

- | Resin film-free
- | Highly water permeable
- | Resistant to ants, weeds, de-icing salts
- | Pressure washer safe
- | Ideal for joint widths from 5mm (1/4")
- | Ideal for Residential patios and walkways
- | Three colours: Neutral, Stone Grey and Basalt

Coverage:

Colour	5-6mm Joints
Neutral, Stone Grey, Basalt 55 lb bag / 1 kg can	45 sqft / 55 lb mix



Gator G2 MAXX Sand

- | Setting time - 15 mins
- | Sets above 32° F/ 0° C
- | Can be applied if rain is expected (min. 1 hr)
- | Dust free and haze free
- | Requires only one watering
- | Four colours: Beige, Grey, Black and Ivory

Coverage:

Colour	Narrow Joints	Wide Joints
Beige, Grey, Ivory 50 lb bag	65-85 sqft	22-42 sqft
Black 50 lb bag	58-76 sqft	20-38 sqft

RECOMMENDED SEALER



Gator Natural Look Sealer

- | Water-based
- | Zero gloss finish
- | Multi purpose
- | Rain safe after 24 hours

Coverage:

Size	Area
3.78 L / 1 U.S. gal.	175 sqft
18.9 L. / 5.28 U.S. gal.	875 sqft

*Please refer to Sands & Sealers on pages 184-187 for more detailed information

UNILOCK

SOLAR REFLECTIVE INDEX (SRI) TESTING DETAILS

Product	Solar Reflectance	SRI
Notte	0.31	33
Sabia	0.28	29

LEED INFORMATION

Materials & Resources: LEED V4:

Building Product Disclosure and Optimization

Sourcing of Raw Materials - Sourcing of Raw Materials and Extraction • **1 point**

Sourcing of Raw Materials - Leadership Extraction Practices • **1 point**

Material Ingredient Reporting - Material Ingredient Reporting • **1 point**

Material Ingredient Reporting - Material Ingredient Optimization • **1 point**

Environmental Product Declaration • **1 point**

HOLLANDSTONE™ / DOUBLE HOLLAND CLASSIC

Special Order only. Minimum qty's apply



DARK CHARCOAL



GRANITE



NATURAL

32
SRI



SIERRA

HOLLANDSTONE ONLY



TERRA COTTA

PRODUCT ATTRIBUTES

Visual Appearance	With its wide range of colours, Hollandstone™ is a favourite for many because of the design flexibility it provides. Available in one size, this paver can be laid in various patterns.
Finish	Smooth, classic appearance.

PRODUCT SPECIFICATIONS



HOLLANDSTONE
4 x 8 x 2⅞"
100 x 200 x 60 mm



DOUBLE HOLLAND
8 x 8 x 2⅞"
200 x 200 x 60mm


EDGE DETAILS



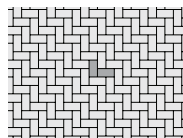
CHAMFERED

LAYING PATTERNS

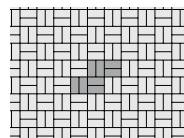
HOLLANDSTONE B



HOLLANDSTONE C



HOLLANDSTONE D



*Colour selection should be chosen from actual samples.

TECHNICAL INFORMATION

ASTM C 936 Standard Specifications for Solid Concrete Interlocking Paving Units

Conforms to:

- C140 for Absorption 5% avg - 7% max
- Compressive Strength > 7,200 PSI avg.
- C67 for Freeze-thaw Durability
- C418 for Abrasion Durability
- Dimensional Accuracy **+/- 3mm**

Test results available upon request

Meets the U.S. Architectural & Transportation Barrier Compliance Board Slip-Resistance Surfaces Advisory Guidelines

TECHNICAL ADVANTAGES

CLASSIC

Budget-friendly. Utilizes a traditional product mix of large and small aggregates that's consistent from top to bottom with colour mixed throughout

DRIVE FRIENDLY

80mm pavers can handle vehicular loads

Ask about our base stabilization system

PRODUCT DATA

Stones & Bundling	Unit	SqFt Per				Per Bundle		Soldier LnFt Per			Sailor LnFt per			Units Per			Lbs Per		
	Thickness	Bundle	Layer	Section	Stone	Layers	Sections	Unit	Section	Bundle	Unit	Section	Bundle	SqFt	Section	Bundle	Layer	Section	Bundle
Ayr Manufacturing																			
Hollandstone	2 1/2" (60mm)	109.26	10.93	21.85	0.22	10	5	0.33	32.80	164.00	0.66	65.60	328.10	4.58	100	500	300	600	2,999
	3 1/8" (80mm)	87.41	10.93	17.48	0.22	8	5	0.33	26.20	131.20	0.66	52.50	262.50	4.58	80	400	400	640	3,199
Double Holland	2 1/2" (60mm)	108.72	10.87	21.74	0.44	10	5	0.66	32.80	164.00	0.66	32.80	164.00	2.30	50	250	298	597	2,984
	3 1/8" (80mm)	86.98	10.87	17.40	0.44	8	5	0.66	26.20	131.20	0.66	26.20	131.20	2.30	40	200	398	637	3,183

Notes: Hollandstone™ is available in all listed colors. Double Holland is available in Dark Charcoal, Granite, Natural, Terra Cotta. Hollandstone™ and Double Holland are dimensionally compatible. All measurements are nominal. ***80mm product is special order.** For more information, samples or custom options, please contact your Unilock Territory Manager or call 1-800-UNILOCK.

APPLICATIONS



Pedestrian



Residential Vehicular
(Hollandstone & Double Holland 80mm only)



Commercial Vehicular
(Hollandstone & Double Holland 80mm only)



Roof Decks
(Double Holland only)



Borders and Accents



*Wall pairing suggestion- Lineo™ Dimensional Stone or U-CARA® Wall

RECOMMENDED SANDS



Romex® Fugensand

Suitable for Pedestrian, Vehicular and Heavy Duty Vehicular applications

- Manufactured from natural, raw materials
- Quick application
- Self-repairing properties
- Suitable for all load classes
- No cement haze/residue due to natural polymer binder
- Three colours: Natural, Stone Grey and Basalt

Coverage:

Colour	5-6mm Joints
Neutral, Stone Grey, Basalt 1 L / 5 gal	50-150 sqft / 55 lb bag



Romex® D7000 Joint Strengthener & Surface Sealer

Suitable for Pedestrian, Vehicular and Heavy Duty Vehicular applications

- All-in-one strengthener & sealer
- Eco-Friendly
- Protects against dirt, oil, corrosion from climate exposure, de-icing salts
- Protects against weed growth and wash outs

Coverage:

Colour	3-4mm Joints
Neutral, Stone Grey, Basalt 55lb. bag / 1 kg can	50-150 sqft / 55 lb mix



Gator G2 Super Sand

- Rain safe after 15 mins
- Sets above 32° F / 0° C
- Can be used for joints up to a max of 2"
- Dust free and haze free
- Requires only one watering
- Two colours: Beige, Slate Grey

Coverage:

Colour	Narrow Joints	Wide Joints
Beige, Slate Grey 50 lb bag	65-85 sqft	22-42 sqft

RECOMMENDED SEALER



Gator Natural Look Sealer


- Water-based
- Zero gloss finish
- Multi purpose
- Rain safe after 24 hours

Coverage:

Size	Area
3.78 L / 1 U.S. gal.	175 sqft
18.9 L / 5.28 U.S. gal.	875 sqft

*Please refer to Sands & Sealers on pages 184-187 for more detailed information

UNILOCK



DARK CHARCOAL



GRANITE BLEND



LIGHT GREY



SANDSTONE

PRODUCT ATTRIBUTES

Visual Appearance	The detailed look that is striking and inviting at the same time, and unlike any other paver you can buy.
Finish	Created with technology that is exclusive to Unilock, the etched lines on the surface of Il Campo® make it a richly detailed, striking choice for virtually any application.

PRODUCT SPECIFICATIONS



4 x 8 x 2¾"
100 x 200 x 70mm
DARK CHARCOAL ONLY



7 x 14 x 3⅛"
180 x 360 x 80mm
DARK CHARCOAL ONLY



8 x 16 x 2¾"
200 x 400 x 70mm
ALL COLOURS

EDGE DETAILS




WAVED EDGE

LAYING PATTERNS



IL CAMPO E
100% 8x16



IL CAMPO F
100% 4x8

*Colour selection should be chosen from actual samples.

TECHNICAL INFORMATION

ASTM C 936 Standard Specifications for Solid Concrete Interlocking Paving Units

Conforms to:

- C140 for Absorption 5% avg - 7% max
- Compressive Strength > 7,200 PSI avg.
- C67 for Freeze-thaw Durability
- C418 for Abrasion Durability
- Dimensional Accuracy **+/- 3mm**

Test results available upon request

Meets the U.S. Architectural & Transportation Barrier Compliance Board Slip-Resistance Surfaces Advisory Guidelines

TECHNICAL ADVANTAGES

ENDURACOLOR

Refined surface and long-lasting colour

DRIVE FRIENDLY

Can handle vehicular loads

Ask about our base stabilization system

BRUSHED FINISH

Graphically interesting etched lines

PRODUCT DATA

Stones & Bundling	Unit	SqFt Per				Per Bundle		Soldier LnFt Per			Sailor LnFt per			Units Per			Lbs Per		
	Thickness	Bundle	Layer	Section	Stone	Layers	Sections	Unit	Layer	Bundle	Unit	Layer	Bundle	SqFt	Section	Bundle	Layer	Section	Bundle
100mm - Georgetown Manufacturing; 70mm Pickering Manufacturing																			
4" x 8"	2¾" (70mm)	94.40	11.80	-	0.22	8	-	0.33	-	141.80	0.67	-	283.60	4.57	-	432	377	-	3,021
7" x 14"	3 1/8" (80mm)	73.24	10.46	-	0.70	7	-	0.85	-	62.01	1.69	-	124.02	1.43	-	105	382.85	-	2,679.98
8" x 16"	2¾" (70mm)	82.67	10.33	-	0.46	8	-	0.76	-	62.99	1.52	-	125.98	1.16	-	96	343.29	-	2,746.30

Notes: Il Campo is sold in full bundles only on a refundable skid. All measurements are nominal. **Important: A urethane rubber mat must be used to prevent scuffing.** For more information, samples or custom options, please contact your Unilock Territory Manager or call 1-800-UNILOCK.

APPLICATIONS



Pedestrian



Residential Vehicular



Commercial Vehicular



Borders and Accents

Roof Decks



*Wall pairing suggestion- U-CARA® Wall or Lineo™ Dimensional Stone

RECOMMENDED SANDS



Romex® Fugensand
Suitable for Pedestrian,
Vehicular and Heavy Duty
Vehicular applications

- | Manufactured from natural, raw materials
- | Quick application
- | Self-repairing properties
- | Suitable for all load classes
- | No cement haze/residue due to natural polymer binder
- | Three colours: Natural, Stone Grey and Basalt

+



Romex® D7000 Joint Strengthener & Surface Sealer
Suitable for Pedestrian,
Vehicular and Heavy Duty
Vehicular applications

- | All-in-one strengthener & sealer
- | Eco-Friendly
- | Protects against dirt, oil, corrosion from climate exposure, de-icing salts
- | Protects against weed growth and wash outs

Coverage:

Colour	3mm Joints
Neutral, Stone Grey, Basalt 55 lb bag / 1 kg can	110 sqft / 55 lb bag 750 sqft / 5 gal drum



Gator G2 MAXX Sand

- | Setting time - 15 mins
- | Sets above 32° F/ 0° C
- | Can be applied if rain is expected (min. 1 hr)
- | Dust free and haze free
- | Requires only one watering
- | Four colours: Beige, Grey, Black and Ivory

Coverage:

Colour	Narrow Joints	Wide Joints
Beige, Grey, Ivory 50 lb bag	65-85 sqft	22-42 sqft
Black 50 lb bag	58-76 sqft	20-38 sqft

RECOMMENDED SEALER



Gator Natural Look Sealer

- | Water-based
- | Zero gloss finish
- | Multi purpose
- | Rain safe after 24 hours

Coverage:

Size	Area
3.78 L / 1 U.S. gal.	175 sqft
18.9 L. / 5.28 U.S. gal.	875 sqft

*Please refer to Sands & Sealers on pages 184-187 for more detailed information

MATTONI™

ENDURACOLOR™

Exclusive to **UNILOCK**



DARK CHARCOAL



GRANITE BLEND



SABLE BLEND

PRODUCT ATTRIBUTES

Visual Appearance	Mattoni™ reinterprets classic slender Roman brick. This format is ideal for curved garden paths, authentic country gardens and classic herringbone patterns.
Finish	The surface is antiqued for a distressed, timeworn appearance. The refined surface and long-lasting colour benefits of Enduracolor™ are available in three heritage brick colours.

PRODUCT SPECIFICATIONS



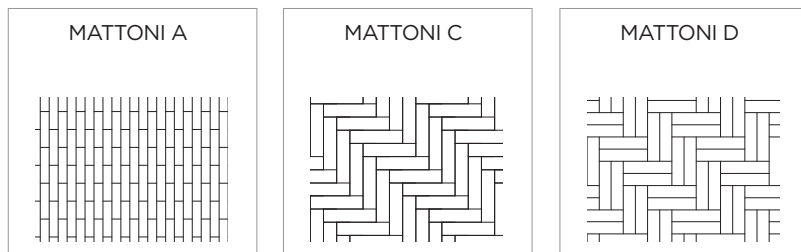
2⅜ x 9⅝ x 2¾"
60 x 240 x 70mm

EDGE DETAILS



WAVED EDGE

LAYING PATTERNS



*Colour selection should be chosen from actual samples.

TECHNICAL INFORMATION

ASTM C 936 Standard Specifications for Solid Concrete Interlocking Paving Units

Conforms to:

- C140 for Absorption 5% avg - 7% max
- Compressive Strength > 7,200 PSI avg.
- C67 for Freeze-thaw Durability
- C418 for Abrasion Durability
- Dimensional Accuracy **+/- 3mm**

Test results available upon request

Meets the U.S. Architectural & Transportation Barrier Compliance Board Slip-Resistance Surfaces Advisory Guidelines

TECHNICAL ADVANTAGES

ENDURACOLOR™

Refined surface and long-lasting colour



Factory sealed to provide integral surface protection from stains

ANTIQUED FINISH

Distressed, timeworn finish

DRIVE FRIENDLY

Can handle vehicular loads

Ask about our base stabilization system

PRODUCT DATA

	Unit	SqFt Per				Per Bundle		Soldier LnFt Per			Sailor LnFt per			Units Per			Lbs Per		
Stones & Bundling	Thickness	Bundle	Layer	Section	Stone	Layers	Sections	Unit	Section	Bundle	Unit	Section	Bundle	SqFt	Section	Bundle	Layer	Section	Bundle
Pickering Manufacturing																			
2.25" x 9.5"	2¾" (70mm)	89.28	11.16	-	0.16	8	-	0.20	-	113.4	0.79	-	453.50	6.45	-	576	357	-	2,859

Notes: Sold in full bundles only on a refundable skid. All measurements are nominal. **Important: A urethane rubber paver mat must be used to prevent scuffing.** For more information, samples or custom options, please contact your Unilock Territory Manager or call 1-800-UNILOCK.

APPLICATIONS



Pedestrian



Residential Vehicular



Borders and Accents



Wall pairing suggestion- Brussels Dimensional Stone

RECOMMENDED SANDS



Romex® Fugensand

Suitable for Pedestrian, Vehicular and Heavy Duty Vehicular applications

- Manufactured from natural, raw materials
- Quick application
- Self-repairing properties
- Suitable for all load classes
- No cement haze/residue due to natural polymer binder
- Three colours: Natural, Stone Grey and Basalt

Coverage:

Colour	3mm Joints
Neutral, Stone Grey, Basalt 1 L / 5 gal	110 sqft / 55 lb bag 750 sqft / 5 gal drum



Romex® D7000 Joint Strengthener & Surface Sealer

Suitable for Pedestrian, Vehicular and Heavy Duty Vehicular applications

- All-in-one strengthener & sealer
- Eco-Friendly
- Protects against dirt, oil, corrosion from climate exposure, de-icing salts
- Protects against weed growth and wash outs

Coverage:

Colour	3mm Joints
Neutral, Stone Grey, Basalt 55 lb bag / 1 kg can	110 sqft / 55 lb bag 750 sqft / 5 gal drum



Gator G2 MAXX Sand

- Setting time - 15 mins
- Sets above 32° F/ 0° C
- Can be applied if rain is expected (min. 1 hr)
- Dust free and haze free
- Requires only one watering
- Four colours: Beige, Grey, Black and Ivory

Coverage:

Colour	Narrow Joints	Wide Joints
Beige, Grey, Ivory 50 lb bag	65-85 sqft	22-42 sqft
Black 50 lb bag	58-76 sqft	20-38 sqft

RECOMMENDED SEALER



Gator Natural Look Sealer

- Water-based
- Zero gloss finish
- Multi purpose
- Rain safe after 24 hours

Coverage:

Size	Area
3.78 L / 1 U.S. gal.	175 sqft
18.9 L. / 5.28 U.S. gal.	875 sqft

*Please refer to Sands & Sealers on pages 184-187 for more detailed information

SOLAR REFLECTIVE INDEX (SRI) TESTING DETAILS

Product	Solar Reflectance	SRI
Sable Blend	0.29	31

LEED INFORMATION

Materials & Resources: LEED V4:

Building Product Disclosure and Optimization

Sourcing of Raw Materials - Sourcing of Raw Materials and Extraction • 1 point

Sourcing of Raw Materials - Leadership Extraction Practices • 1 point

Material Ingredient Reporting - Material Ingredient Reporting • 1 point

Material Ingredient Reporting - Material Ingredient Optimization • 1 point

Environmental Product Declaration • 1 point

NORTHSHORE™

ENDURACOLOR™

NEW FOR 2022



FOSSIL



GRANITE MIST



MIDNIGHT CHARCOAL

6 X 12 ONLY

PRODUCT ATTRIBUTES

Visual Appearance	Gentle surface clefts and waved edges.
Finish	Soft touch finish - ultra smooth surface texture, sealed with EasyClean™ to provide integral surface protection from stains. The refined surface and long-lasting colour benefits of Enduracolor™.

PRODUCT SPECIFICATIONS



LARGE RECTANGLE
18 x 12 x 2¾"
457 x 300 x 70mm



SQUARE
12 x 12 x 2¾"
300 x 300 x 70mm



SMALL RECTANGLE
6 x 12 x 2¾"
150 x 300 x 70mm



SMALL RECTANGLE
6 x 12 x 2¾"
150 x 300 x 70mm
MIDNIGHT CHARCOAL ONLY

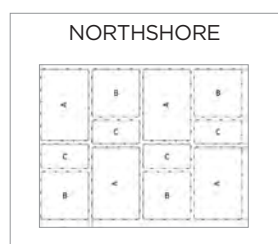
3 UNIT RANDOM BUNDLE

EDGE DETAILS

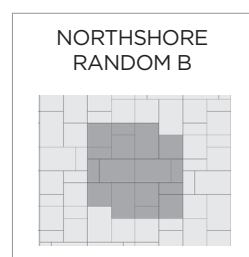
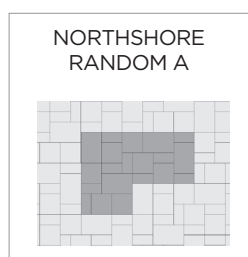


WAVED EDGE

LAYER CONFIGURATION



LAYING PATTERNS



*Colour selection should be chosen from actual samples.

TECHNICAL INFORMATION

ASTM C 936 Standard Specifications for Solid Concrete Interlocking Paving Units

Conforms to:

- C140 for Absorption 5% avg - 7% max
- Compressive Strength > 7,200 PSI avg.
- C67 for Freeze-thaw Durability
- C418 for Abrasion Durability
- Dimensional Accuracy **+/- 3mm**

Test results available upon request

Meets the U.S. Architectural & Transportation Barrier Compliance Board Slip-Resistance Surfaces Advisory Guidelines

TECHNICAL ADVANTAGES

ENDURACOLOR™

Refined surface and long-lasting colour



Factory sealed to provide integral surface protection from stains

SOFT TOUCH FINISH

Ultra-smooth surface texture

DRIVE FRIENDLY

Can handle vehicular loads

Ask about our base stabilization system

PRODUCT DATA

	Unit	SqFt Per				Per Bundle		Soldier LnFt Per			Sailor LnFt per			Units Per			Lbs Per	
Stones & Bundling	Thickness	Bundle	Layer	Section	Stone	Layers	Sections	Unit	Section	Bundle	Unit	Section	Bundle	SqFt	Layer	Bundle	Layer	Bundle
Georgetown Manufacturing																		
Random Bundle	2¾" (70mm)	94.20	10.47	-	-	9	-	-	-	-	0.99	-	95.60	0.76	-	72	287	2,584
Large Rectangle	2¾" (70mm)	-	-	-	2.09	-	-	-	-	-	1.18	-	31.80	0.48	-	18	-	-
Square	2¾" (70mm)	-	-	-	1.40	-	-	-	-	-	1.18	-	31.90	0.72	-	27	-	-
Small Rectangle	2¾" (70mm)	-	-	-	0.70	-	-	-	-	-	0.60	-	31.90	1.43	-	27	-	-

Notes: Sold in full bundles only on a refundable skid. **Minimum quantities apply on custom orders.** All measurements are nominal. **Important:** A urethane rubber paver mat must be used to prevent scuffing. For more information, samples or custom options, please contact your Unilock Territory Manager or call 1-800-UNILOCK.

APPLICATIONS



Pedestrian




Residential Vehicular



Commercial Vehicular
(Small Rectangle only)



Wall pairing suggestion- U-CARA



Romex® Fugensand
Suitable for Pedestrian,
Vehicular and Heavy Duty
Vehicular applicatons

- | Manufactured from natural, raw materials
- | Quick application
- | Self-repairing properties
- | Suitable for all load classes
- | No cement haze/residue due to natural polymer binder
- | Three colours: Natural, Stone Grey and Basalt

Coverage:

Colour	3mm Joints
Neutral, Stone Grey, Basalt <i>1 L / 5 gal</i>	110 sqft / 55 lb bag 750 sqft/ 5 gal drum

+



Romex® D7000 Joint Strengthener & Surface Sealer
Suitable for Pedestrian,
Vehicular and Heavy Duty
Vehicular applications

- | All-in-one strengthener & sealer
- | Eco-Friendly
- | Protects against dirt, oil, corrosion from climate exposure, de-icing salts
- | Protects against weed growth and wash outs

Coverage:

Colour	3mm Joints
Neutral, Stone Grey, Basalt <i>55 lb bag / 1 kg can</i>	110 sqft / 55 lb bag 750 sqft/ 5 gal drum




Gator G2 MAXX Sand

- | Setting time - 15 mins
- | Sets above 32° F/ 0° C
- | Can be applied if rain is expected (min. 1 hr)
- | Dust free and haze free
- | Requires only one watering
- | Four colours: Beige, Grey, Black and Ivory

Coverage:

Colour	Narrow Joints	Wide Joints
Beige, Grey, Ivory <i>50 lb bag</i>	65-85 sqft	22-42 sqft
Black <i>50 lb bag</i>	58-76 sqft	20-38 sqft



Gator Natural Look Sealer


- | Water-based
- | Zero gloss finish
- | Multi purpose
- | Rain safe after 24 hours

Coverage:

Size	Area
3.78 L / 1 U.S. gal.	175 sqft
18.9 L. / 5.28 U.S. gal.	875 sqft

*Please refer to Sands & Sealers on pages 184-187 for more detailed information

OPTILOC™



NATURAL



PRODUCT ATTRIBUTES

Visual Appearance	Optiloc™ is one of the best solutions for vehicular pavements. While maintaining a rectilinear look and feel, it possesses the same locking principal as its relative Anchorlock™ which is well recognized by unit paver specialists worldwide.
Attributes	Both Optiloc™ and Anchorlock™ paver systems have the dual-axis engineering providing superior surface strength and high traffic performance. Ask us about customizing the colour and surface of this product.

PRODUCT SPECIFICATIONS



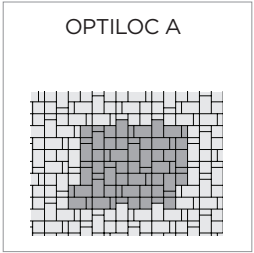
STANDARD
10¼ x 10¼ x 3⅝"
260 x 260 x 80mm

EDGE DETAILS

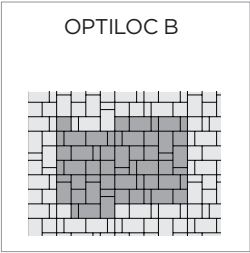


CHAMFERED

LAYING PATTERNS



OPTILOC A
100% Standard



OPTILOC B
100% Standard

*Colour selection should be chosen from actual samples.

TECHNICAL INFORMATION

ASTM C 936 Standard Specifications for Solid Concrete Interlocking Paving Units

Conforms to:

- C140 for Absorption 5% avg - 7% max
- Compressive Strength > 7,200 PSI avg.
- C67 for Freeze-thaw Durability
- C418 for Abrasion Durability
- Dimensional Accuracy **+/- 3 mm**

Test results available upon request

Meets the U.S. Architectural & Transportation Barrier Compliance Board Slip-Resistance Surfaces Advisory Guidelines

TECHNICAL ADVANTAGES

DRIVE FRIENDLY

Can handle vehicular loads

Ask about our base stabilization system

SOLAR REFLECTIVE INDEX (SRI) TESTING DETAILS

Product	Solar Reflectance	SRI
Natural	0.30	32 

LEED INFORMATION

Materials & Resources: LEED V4:

Building Product Disclosure and Optimization

Sourcing of Raw Materials - Sourcing of Raw Materials and Extraction • **1 point**

Sourcing of Raw Materials - Leadership Extraction Practices • **1 point**

Material Ingredient Reporting - Material Ingredient Reporting • **1 point**

Material Ingredient Reporting - Material Ingredient Optimization • **1 point**

Environmental Product Declaration • **1 point**

PRODUCT DATA

Stones & Bundling	Unit	SqFt Per				Per Bundle		Soldier LnFt Per			Sailor LnFt per			Units Per			Lbs Per		
	Thickness	Bundle	Layer	Section	Stone	Layers	Sections	Unit	Section	Bundle	Unit	Section	Bundle	SqFt	Section	Bundle	Layer	Section	Bundle
Gormley Manufacturing																			
Standard	3 1/8" (80mm)	93.14	11.64	-	0.61	8	-	-	-	-	-	-	-	1.63	-	152	426	-	3,409

Notes: This product is optimized for mechanical installation. Sold in full bundles only on a refundable skid. 126 units per bundle is made up of 119 whole units, 7 1/3 units and 7 2/3 units. Minimum quantities may apply. All measurements are nominal. For more information, samples or custom options, please contact your Unilock Territory Manager or call 1-800-UNILOCK.

APPLICATIONS



Pedestrian



Residential Vehicular



Commercial Vehicular

RECOMMENDED SANDS



Romex Fugensand

Suitable for Pedestrian, Vehicular and Heavy Duty Vehicular applications

- Manufactured from natural, raw materials
- Quick application
- Self-repairing properties
- Suitable for all load classes
- No cement haze/residue due to natural polymer binder
- Three colours: Natural, Stone Grey and Basalt

Coverage:

Colour	3mm Joints
Neutral, Stone Grey, Basalt 1 L / 5 gal	100 sqft / 55 lb bag 750 sqft / 5 gal drum (based on 1,000 sqft)



+ Romex D7000 Joint Strengthener & Surface Sealer

Suitable for Pedestrian, Vehicular and Heavy Duty Vehicular applications

- All-in-one strengthener & sealer
- Eco-Friendly
- Protects against dirt, oil, corrosion from climate exposure, de-icing salts
- Protects against weed growth and wash outs

Coverage:

Colour	3mm Joints
Neutral, Stone Grey, Basalt 55 lb bag / 1 kg can	100 sqft / 55 lb bag 750 sqft / 5 gal drum (based on 1,000 sqft)



Gator G2 MAXX Sand

- Setting time - 15 mins
- Sets above 32° F/ 0° C
- Can be applied if rain is expected (min. 1 hr)
- Dust free and haze free
- Requires only one watering
- Four colours: Beige, Grey, Black and Ivory

Coverage:

Colour	Narrow Joints	Wide Joints
Beige, Grey, Ivory 50 lb bag	65-85 sqft	22-42 sqft
Black 50 lb bag	58-76 sqft	20-38 sqft

RECOMMENDED SEALER



Gator Natural Look Sealer

- Water-based
- Zero gloss finish
- Multi purpose
- Rain safe after 24 hours

Coverage:

Size	Area
3.78 L / 1 U.S. gal.	175 sqft
18.9 L / 5.28 U.S. gal.	875 sqft

*Please refer to Sands & Sealers on pages 184-187 for more detailed information

PROMENADE™ PLANK PAVER

ENDURACOLOR™



OPAL BLEND
4" X 12", 4" X 16", 8" X 24"



SANDSTONE
4" X 12"



STEEL GREY BLEND
4" X 12", 4" X 16", 8" X 24"



LIGHT GREY
IL CAMPO® FINISH
4" X 12", 8" X 24"



GRANITE BLEND
IL CAMPO® FINISH
4" X 12", 8" X 24"



DARK CHARCOAL
IL CAMPO® FINISH
4" X 12", 8" X 24"



BLACK GRANITE
SERIES™ FINISH
4" X 12", 8" X 24"

PRODUCT ATTRIBUTES

Visual Appearance	Long and narrow design facilitates a linear laying pattern resulting in a finished and sleek appearance to complement current architectural design trends, leaving no compromise on style for heavy-duty functionality.
Finish	Available in a variety of Unilock Select finishes such as Il Campo®, Series™ (Stock) and Umbriano® (Custom), to name a few.

PRODUCT SPECIFICATIONS



8 x 24 x 4"
200 x 600 x 100mm
See Slabs section page
90 for more details



4 x 16 x 4"
100 x 400 x 100mm



4 x 12 x 4"
100 x 300 x 100mm


EDGE DETAILS



ROUNDED EDGE


LAYING PATTERNS

PROMENADE PLANK
PAVER A 8 X 24




PROMENADE PLANK PAVER A 8X24
100% 8x24

PROMENADE PLANK
PAVER C 4 X 16



PROMENADE PLANK PAVER C 4X16
100% 4x16

PROMENADE PLANK
PAVER G 8 X 24, 4 X 16, 4 X 12



PROMENADE PLANK PAVER G
40% 8x24, 40% 4x16,
20% 4x12

*Colour selection should be chosen from actual samples.

TECHNICAL INFORMATION

ASTM C 936 Standard Specifications for Solid Concrete Interlocking Paving Units

Conforms to:

- C140 for Absorption 5% avg - 7% max
- Compressive Strength > 7,200 PSI avg.
- C67 for Freeze-thaw Durability
- C418 for Abrasion Durability
- Dimensional Accuracy **+/- 3mm**

Test results available upon request

Meets the U.S. Architectural & Transportation Barrier Compliance Board Slip-Resistance Surfaces Advisory Guidelines

TECHNICAL ADVANTAGES

ENDURACOLOR™

Refined surface and long-lasting colour

DRIVE FRIENDLY

Can handle vehicular loads

Ask about our base stabilization system

IL CAMPO FINISH

Graphically interesting etched lines

SERIES FINISH

Granite, Quartz and Marble surface materials

SOLAR REFLECTIVE INDEX (SRI) TESTING DETAILS

Product	Solar Reflectance	SRI
Opal Blend	0.32	34 

LEED INFORMATION

Materials & Resources: LEED V4:

Building Product Disclosure and Optimization

Sourcing of Raw Materials - Sourcing of Raw Materials and Extraction • **1 point**

Sourcing of Raw Materials - Leadership Extraction Practices • **1 point**

Material Ingredient Reporting - Material Ingredient Reporting • **1 point**

Material Ingredient Reporting - Material Ingredient Optimization • **1 point**

Environmental Product Declaration • **1 point**

PRODUCT DATA

Stones & Bundling	Unit	SqFt Per				Per Bundle		Soldier LnFt Per			Sailor LnFt per			Units Per		Lbs Per	
	Thickness	Bundle	Layer	Section	Stone	Layers	Sections	Unit	Section	Bundle	Unit	Section	Bundle	SqFt	Bundle	Layer	Bundle
Georgetown Manufacturing																	
8" x 24"	4" (100mm)	51.67	10.33	-	1.29	5	-	0.66	-	26.20	1.97	-	78.70	0.77	40	478	2,391
4" x 16"	4" (100mm)	51.67	10.33	-	0.43	5	-	0.33	-	39.40	1.31	-	157.50	2.32	120	488	2,440
4" x 12"	4" (100mm)	58.13	11.63	-	0.32	5	-	0.33	-	59.10	0.98	-	177.20	3.10	180	532	2,659

Notes: Sold in full bundles only on a refundable skid. **Important: A urethane rubber paver mat must be used to prevent scuffing.** All measurements are nominal. For more information, samples or custom options, please contact your Unilock Territory Manager or call 1-800-UNILOCK.

APPLICATIONS



Pedestrian



Residential Vehicular



Commercial Vehicular (4 x 12 x 4" only)



Borders and Accents



*Wall pairing suggestion- U-CARA™ Wall or Lineo™ Dimensional Stone

RECOMMENDED SANDS



Romex® Fugensand

Suitable for Pedestrian, Vehicular and Heavy Duty Vehicular applications

- Manufactured from natural, raw materials
- Quick application
- Self-repairing properties
- Suitable for all load classes
- No cement haze/residue due to natural polymer binder
- Three colours: Natural, Stone Grey and Basalt

Coverage:

Colour	3mm Joints
Neutral, Stone Grey, Basalt 1 L / 5 gal	110 sqft / 55 lb bag 750 sqft / 5 gal drum



Romex® D7000 Joint Strengthener & Surface Sealer

Suitable for Pedestrian, Vehicular and Heavy Duty Vehicular applications

- All-in-one strengthener & sealer
- Eco-Friendly
- Protects against dirt, oil, corrosion from climate exposure, de-icing salts
- Protects against weed growth and wash outs

Coverage:

Colour	3mm Joints
Neutral, Stone Grey, Basalt 55 lb bag / 1 kg can	110 sqft / 55 lb bag 750 sqft / 5 gal drum



Gator G2 MAXX Sand

- Setting time - 15 mins
- Sets above 32° F/ 0° C
- Can be applied if rain is expected (min. 1 hr)
- Dust free and haze free
- Requires only one watering
- Four colours: Beige, Grey, Black and Ivory

Coverage:

Colour	Narrow Joints	Wide Joints
Beige, Grey, Ivory 50 lb bag	65-85 sqft	22-42 sqft
Black 50 lb bag	58-76 sqft	20-38 sqft

RECOMMENDED SEALER



Gator Hybrid Low Gloss + Colour Enhancer

- Water-based
- Low gloss finish
- Vibrant Colour Enhancer
- Rain safe after 24 hours

Coverage:

Size	Area
3.78 L / 1 U.S. gal.	200 sqft
18.9 L. / 5.28 U.S. gal.	1,000 sqft

*Please refer to Sands & Sealers on pages 184-187 for more detailed information

UNILOCK

REVELA™

ENDURACOLOR™



MICA GREY



PEWTER



METALLIC GREY



SAVANNAH

PRODUCT ATTRIBUTES

Visual Appearance	Advanced processing technologies are used to reveal a variety of unique colours and textures on the surface of this product.
Finish	Enhanced surface appearance. Granite, Quartz and Marble surface materials.

PRODUCT SPECIFICATIONS



LARGE RECTANGLE
14 x 21 x 3/8"
360 x 540 x 80mm



SQUARE
14 x 14 x 3/8"
360 x 360 x 80mm



SMALL RECTANGLE
7 x 14 x 3/8"
180 x 360 x 80mm



SLAB
21 x 35 x 2 3/8"
540 x 890 x 60mm
See Slabs section page 92 for more details

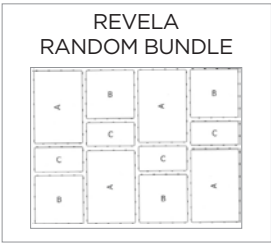
3 UNIT RANDOM BUNDLE

EDGE DETAILS



ROUNDED EDGE

BUNDLE CONFIGURATION



*Colour selection should be chosen from actual samples.

TECHNICAL INFORMATION

ASTM C 936 Standard Specifications for Solid Concrete Interlocking Paving Units

Conforms to:

- C140 for Absorption 5% avg - 7% max
- Compressive Strength > 7,200 PSI avg.
- C67 for Freeze-thaw Durability
- C418 for Abrasion Durability
- Dimensional Accuracy **+/- 3mm**

Test results available upon request

Meets the U.S. Architectural & Transportation Barrier Compliance Board Slip-Resistance Surfaces Advisory Guidelines

TECHNICAL ADVANTAGES

ENDURACOLOR™

Refined surface and long-lasting colour

Enhanced surface appearance

DRIVE FRIENDLY

Can handle vehicular loads

Ask about our base stabilization system

*Does not apply to Revela Slab

LEED INFORMATION

Materials & Resources: LEED V4:

Building Product Disclosure and Optimization

Sourcing of Raw Materials - Sourcing of Raw Materials and Extraction • **1 point**

Sourcing of Raw Materials - Leadership Extraction Practices • **1 point**

Material Ingredient Reporting - Material Ingredient Reporting • **1 point**

Material Ingredient Reporting - Material Ingredient Optimization • **1 point**

Environmental Product Declaration • **1 point**

PRODUCT DATA

	Unit	SqFt Per				Per Bundle		Sailor LnFt per			Units Per			Lbs Per		
Stones & Bundling	Thickness	Bundle	Layer	Section	Stone	Layers	Section	Unit	Section	Bundle	SqFt	Layer	Bundle	Layer	Section	Bundle
Georgetown Manufacturing																
21" x 35"	2 ³ / ₈ " (60mm)	62.78	10.46	-	5.23	6	-	-	-	-	-	-	12	287	-	1,723
Random Bundle		73.24	10.46	-	1.308	7	-	0.985	-	74.4	0.77	-	56	383	-	2,680
Large Rectangle	3 ¹ / ₈ " (80mm)	-	-	-	2.089	-	-	1.771	-	24.8	0.48	-	14	-	-	-
Small Rectangle	3 ¹ / ₈ " (80mm)	-	-	-	0.698	-	-	0.591	-	12.4	1.43	-	21	-	-	-
Square	3 ¹ / ₈ " (80mm)	-	-	-	1.395	-	-	1.181	-	24.8	0.72	-	21	-	-	-

Notes: Sold in full bundles only on a refundable skid. **Important: A urethane rubber paver mat must be used to prevent scuffing.**

All measurements are nominal. For more information, samples or custom options, please contact your Unilock Territory Manager or call 1-800-UNILOCK.

APPLICATIONS



Pedestrian



Residential Vehicular (Random bundle only)



Commercial Vehicular (Random bundle only)



*Wall pairing suggestion- U-CARA® Wall or Lineo™ Dimensional Stone

RECOMMENDED SANDS



Romex Fugensand
Suitable for Pedestrian,
Vehicular and Heavy Duty
Vehicular applications

- Manufactured from natural, raw materials
- Quick application
- Self-repairing properties
- Suitable for all load classes
- No cement haze/residue due to natural polymer binder
- Three colours: Natural, Stone Grey and Basalt

Coverage:

Colour	3mm Joints
Neutral, Stone Grey, Basalt 1 L / 5 gal	110 sqft / 55 lb bag 750 sqft / 5 gal drum



Romex D7000 Joint Strengthener & Surface Sealer
Suitable for Pedestrian,
Vehicular and Heavy Duty
Vehicular applications

- All-in-one strengthener & sealer
- Eco-Friendly
- Protects against dirt, oil, corrosion from climate exposure, de-icing salts
- Protects against weed growth and wash outs

Coverage:

Colour	3mm Joints
Neutral, Stone Grey, Basalt 55 lb bag / 1 kg can	110 sqft / 55 lb bag 750 sqft / 5 gal drum



Gator G2 MAXX Sand

- Setting time - 15 mins
- Sets above 32° F / 0° C
- Can be applied if rain is expected (min. 1 hr)
- Dust free and haze free
- Requires only one watering
- Four colours: Beige, Grey, Black and Ivory

Coverage:

Colour	Narrow Joints	Wide Joints
Beige, Grey, Ivory 50 lb bag	65-85 sqft	22-42 sqft
Black 50 lb bag	58-76 sqft	20-38 sqft

RECOMMENDED SEALER



Gator Hybrid Low Gloss + Colour Enhancer

- Water-based
- Low gloss finish
- Vibrant Colour Enhancer
- Rain safe after 24 hours

Coverage:

Size	Area
3.78 L / 1 U.S. gal.	200 sqft
18.9 L / 5.28 U.S. gal.	1,000 sqft

*Please refer to Sands & Sealers on pages 184-187 for more detailed information


UNILOCK



DAWN MIST




PEBBLE TAUPE



DAWN MIST/PEBBLE TAUPE

SOLD SEPARATELY/ BLENDED ON SITE



SMOKE SHALE

PRODUCT ATTRIBUTES

Visual Appearance	Inspired by the texture of natural cut flagstone. Finished projects will have a completely random, and natural appearance.
Finish	Flagstone finish. Realta™ Technology provides realistic texture cast from natural stone.

PRODUCT SPECIFICATIONS



RECTANGLE
12 x 9 x 2 3/8"
300 x 226 x 60mm



SQUARE
9 x 9 x 2 3/8"
226 x 226 x 60mm



SMALL RECTANGLE
6 x 9 x 2 3/8"
150 x 226 x 60mm



LARGE RECTANGLE
21 x 12 x 2 3/8"
528 x 302 x 60mm

*Not recommended for
vehicular loads*



SLAB NEW
36 x 12 x 2 3/4"
900 x 300 x 70mm
See Slabs section
page 94 for more details

3 UNIT RANDOM BUNDLE

EDGE DETAILS



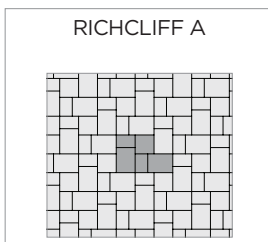
ROUNDED EDGE

BUNDLE CONFIGURATION

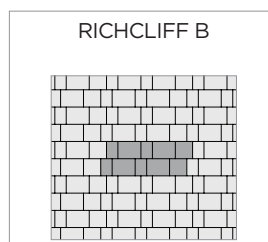
**RICHCLIFF
RANDOM BUNDLE**

E1	D1	C1	B1	A1
E2	D2	C2	B2	A2
E3	D3	C3	B3	A3
E4	D4	C4	B4	A4

LAYING PATTERNS



RICHCLIFF A
53% 9x12, 20% 9x9, 27% 6x9



RICHCLIFF B
53% 9x12, 20% 9x9, 27% 6x9

*Colour selection should be chosen from actual samples.

TECHNICAL INFORMATION

ASTM C 936 Standard Specifications for Solid Concrete Interlocking Paving Units

Conforms to:

- C140 for Absorption 5% avg - 7% max
- Compressive Strength > 7,200 PSI avg.
- C67 for Freeze-thaw Durability
- C418 for Abrasion Durability
- Dimensional Accuracy **+/- 3 mm**

Test results available upon request

Meets the U.S. Architectural & Transportation Barrier Compliance Board Slip-Resistance Surfaces Advisory Guidelines

TECHNICAL ADVANTAGES



Deep rich colours and unique textures

REALA™

Cast from natural stone

ULTIMA™

Up to 4x stronger than poured-in-place concrete

DRIVE FRIENDLY

Random bundle can handle vehicular loads

Ask about our base stabilization system

*Does not apply to Large Rectangle.

PRODUCT DATA

	Unit	SqFt Per				Per Bundle		Soldier LnFt Per			Sailor LnFt per			Units Per			Lbs Per		
Stones & Bundling	Thickness	Bundle	Layer	Section	Stone	Layers	Sections	Unit	Section	Bundle	Unit	Section	Bundle	SqFt	Layer	Bundle	Unit	Layer	Bundle
Ayr Manufacturing																			
Random Bundle		90.30	11.29	-	0.56	8	-	-	-	-	1.31	-	118.22	1.77	-	160	15.45	309	2,472
Rectangle	2½" (6cm)	-	-	-	0.73	-	-	-	-	-	0.98	-	63.00	1.37	-	64	-	-	-
Square	2½" (6cm)	-	-	-	0.55	-	-	-	-	-	0.74	-	23.70	1.82	-	32	-	-	-
Small Rectangle	2½" (6cm)	-	-	-	0.37	-	-	-	-	-	0.49	-	47.50	2.74	-	64	-	-	-
Large Rectangle	2½" (6cm)	82.39	10.30	-	1.72	8	-	0.991	-	47.56	1.73	-	83.15	0.58	-	48	50.22	301.34	2,410.73
Slab (Georgetown Mfg)	2½" (6cm)	69.60	8.70	-	2.90	8	-	-	-	-	-	-	-	0.19	3	24	-	295	2,360

Notes: Sold as full bundles only on a refundable skid. All measurements are nominal. **Important: A urethane rubber paver mat must be used to prevent scuffing.** For more information, samples or custom options, please contact your Unilock Territory Manager or call 1-800-UNILOCK.

APPLICATIONS



Pedestrian



Residential Vehicular (Random Bundle only)



Borders and Accents



*Wall pairing suggestion- Lineo™ Dimensional Stone

RECOMMENDED SANDS



Romex® Pure Patio

Pedestrian Applications only

- | Resin film-free
- | Highly water permeable
- | Resistant to ants, weeds, de-icing salts
- | Pressure washer safe
- | Ideal for joint widths from 5mm (1/4")
- | Ideal for Residential patios and walkways
- | Three colours: Neutral, Stone Grey and Basalt

Coverage:

Colour	5-6mm Joints
Neutral, Stone Grey, Basalt 55 lb bag / 1 kg can	45 sqft / 55 lb mix



Romex® Flex Joint

Suitable for Pedestrian, Vehicular and Heavy Duty Vehicular applications

- | Viscous elastic jointing mortar (sand and rubber)
- | Suitable for unbonded surfaces
- | Water permeable, self compacting and water emulsifiable during installation
- | Medium to heavy traffic up to 25 T
- | Three colours: Neutral, Stone Grey and Basalt

Coverage:

Colour	12mm Joints
Neutral, Stone Grey, Basalt 25 kg bucket / 55 lb bucket	27 sqft / 55 lb bucket (based on 1,000 sqft)



Gator G2 MAXX Sand

- | Setting time - 15 mins
- | Sets above 32° F/ 0° C
- | Can be applied if rain is expected (min. 1 hr)
- | Dust free and haze free
- | Requires only one watering
- | Four colours: Beige, Grey, Black and Ivory

Coverage:

Colour	Narrow Joints	Wide Joints
Beige, Grey, Ivory 50 lb bag	65-85 sqft	22-42 sqft
Black 50 lb bag	58-76 sqft	20-38 sqft

*Please refer to Sands & Sealers on pages 184-187 for more detailed information

UNILOCK



MOCHA BROWN



MIDNIGHT CHARCOAL



CREMA

PRODUCT ATTRIBUTES

Visual Appearance	Linear shape, with unique, bold colours, presenting a contemporary look.
Finish	Superior smooth face.

PRODUCT SPECIFICATIONS



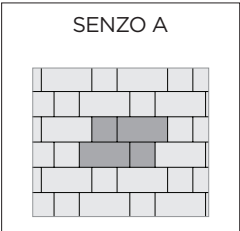
8 x 16 x 2¾"
200 x 400 x 70mm

EDGE DETAILS

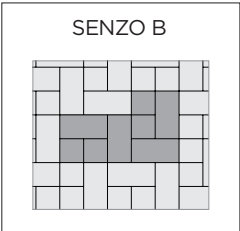


ZERO BEVEL EDGE

LAYING PATTERNS



SENZO A
67% Rectangle,
33% Square



SENZO B
67% Rectangle,
33% Square

*Colour selection should be chosen from actual samples.

TECHNICAL INFORMATION

ASTM C 936 Standard Specifications for Solid Concrete Interlocking Paving Units

Conforms to:

- C140 for Absorption 5% avg - 7% max
- Compressive Strength > 7,200 PSI avg.
- C67 for Freeze-thaw Durability
- C418 for Abrasion Durability
- Dimensional Accuracy +/- 3mm

Test results available upon request

Meets the U.S. Architectural & Transportation Barrier Compliance Board Slip-Resistance Surfaces Advisory Guidelines

TECHNICAL ADVANTAGES

ENDURACOLOR™

Refined surface and long-lasting colour



Factory sealed to provide integral surface protection from stains

DRIVE FRIENDLY

Can handle vehicular loads

Ask about our base stabilization system

SOLAR REFLECTIVE INDEX (SRI) TESTING DETAILS

Product	Solar Reflectance	SRI
Cremo	0.43	49

LEED INFORMATION

Materials & Resources: LEED V4:

Building Product Disclosure and Optimization

Sourcing of Raw Materials - Sourcing of Raw Materials and Extraction • 1 point

Sourcing of Raw Materials - Leadership Extraction Practices • 1 point

Material Ingredient Reporting - Material Ingredient Reporting • 1 point

Material Ingredient Reporting - Material Ingredient Optimization • 1 point

Environmental Product Declaration • 1 point

PRODUCT DATA

Stones & Bundling	Unit	SqFt Per				Per Bundle		Soldier LnFt Per			Sailor LnFt per			Units Per		Lbs Per	
	Thickness	Bundle	Layer	Section	Stone	Layers	Sections	Unit	Layer	Bundle	Unit	Layer	Bundle	SqFt	Bundle	Layer	Bundle
Georgetown Manufacturing																	
8"x16"	2 3/4" (70mm)	82.67	10.33	-	0.86	8	-	0.66	-	63.00	1.31	-	126.00	1.16	96	331	2,647

Notes: **Sold as full bundles only** on a refundable skid. All measurements are nominal. **Important: A urethane rubber paver mat must be used to prevent scuffing.** For more information, samples or custom options, please contact your Unilock Territory Manager or call 1-800-UNILOCK.

APPLICATIONS



Pedestrian



Residential Vehicular



Borders and Accents



Roof Decks



*Wall pairing suggestion- U-CARA® Wall or Lineo™ Dimensional Stone

RECOMMENDED SANDS



Romex® Pure Patio

Pedestrian Applications only

- | Resin film-free
- | Highly water permeable
- | Resistant to ants, weeds, de-icing salts
- | Pressure washer safe
- | Ideal for joint widths from 5mm (1/4")
- | Ideal for Residential patios and walkways
- | Three colours: Neutral, Stone Grey and Basalt

Coverage:

Colour	5-6mm Joints
Neutral, Stone Grey, Basalt 55 lb bag / 1 kg can	45 sqft / 55 lb mix



Romex® Fugensand

Suitable for Pedestrian, Vehicular and Heavy Duty Vehicular applications

- | Manufactured from natural, raw materials
- | Quick application
- | Self-repairing properties
- | Suitable for all load classes
- | No cement haze/residue due to natural polymer binder
- | Three colours: Natural, Stone Grey and Basalt

Coverage:

Colour	3mm Joints
Neutral, Stone Grey, Basalt 1 L / 5 gal	110 sqft / 55 lb bag 750 sqft / 5 gal drum



Romex® D7000 Joint Strengthener & Surface Sealer

Suitable for Pedestrian, Vehicular and Heavy Duty Vehicular applications

- | All-in-one strengthener & sealer
- | Eco-Friendly
- | Protects against dirt, oil, corrosion from climate exposure, de-icing salts
- | Protects against weed growth and wash outs

Coverage:

Colour	3mm Joints
Neutral, Stone Grey, Basalt 55 lb bag / 1 kg can	110 sqft / 55 lb bag 750 sqft / 5 gal drum



Gator G2 MAXX Sand

- | Setting time - 15 mins
- | Sets above 32° F/ 0° C
- | Can be applied if rain is expected (min. 1 hr)
- | Dust free and haze free
- | Requires only one watering
- | Four colours: Beige, Grey, Black and Ivory

Coverage:

Colour	Narrow Joints	Wide Joints
Beige, Grey, Ivory 50 lb bag	65-85 sqft	22-42 sqft
Black 50 lb bag	58-76 sqft	20-38 sqft

*Please refer to Sands & Sealers on pages 184-187 for more detailed information

SERIES™ 70mm

ENDURACOLOR™

70MM



BLACK GRANITE
4x8, 8x8, 8x16



GLACIER
8x8, 8x16




MOUNTAIN MIST
8x8, 8x16


PRODUCT ATTRIBUTES

Visual Appearance	Series' specialized manufacturing process creates a striking visual effect with the surface granite particles and also results in an extremely durable paver.
Finish	The aggregate surface is pressed into the stone surface simultaneously with the body of the stone in a single process and not in layers. The resulting surface becomes an integral part of the paver itself, giving you long-term wear and structural performance.


PRODUCT SPECIFICATIONS



4 x 8 x 2¾"
100 x 200 x 70mm
Black Granite only



8 x 8 x 2¾"
200 x 200 x 70mm



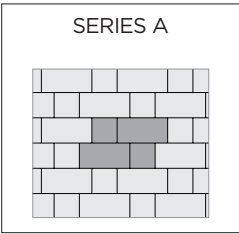
8 x 16 x 2¾"
200 x 400 x 70mm

EDGE DETAILS



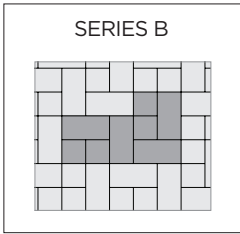
LAYING PATTERNS

SERIES A



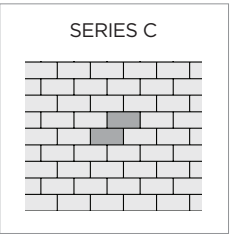
SERIES A
67% 8 x 16,
33% 8 x 8

SERIES B



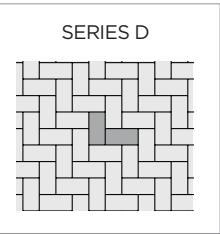
SERIES B
67% 8 x 16,
33% 8 x 8

SERIES C



SERIES C
100% 4 x 8

SERIES D



SERIES D
100% 4 x 8

*Colour selection should be chosen from actual samples.

TECHNICAL INFORMATION

ASTM C 936 Standard Specifications for Solid Concrete Interlocking Paving Units

Conforms to:

- C140 for Absorption 5% avg - 7% max
- Compressive Strength > 7,200 PSI avg.
- C67 for Freeze-thaw Durability
- C418 for Abrasion Durability
- Dimensional Accuracy **+/- 3mm**

Test results available upon request

Meets the U.S. Architectural & Transportation Barrier Compliance Board Slip-Resistance Surfaces Advisory Guidelines

TECHNICAL ADVANTAGES

ENDURACOLOR™

Refined surface and long-lasting colour

DRIVE FRIENDLY


Can handle vehicular loads

Ask about our base stabilization system

SERIES FINISH

Granite, Quartz and Marble surface materials

SOLAR REFLECTIVE INDEX (SRI) TESTING DETAILS

Product	Solar Reflectance	SRI
Mountain Mist	0.28	29 

LEED INFORMATION

Materials & Resources: LEED V4:

Building Product Disclosure and Optimization

Sourcing of Raw Materials - Sourcing of Raw Materials and Extraction • **1 point**

Sourcing of Raw Materials - Leadership Extraction Practices • **1 point**

Material Ingredient Reporting - Material Ingredient Reporting • **1 point**

Material Ingredient Reporting - Material Ingredient Optimization • **1 point**

Environmental Product Declaration • **1 point**

PRODUCT DATA

Stones & Bundling	Unit	SqFt Per				Per Bundle		Soldier LnFt Per			Sailor LnFt per			Units Per		Lbs Per	
	Thickness	Bundle	Layer	Section	Stone	Layers	Sections	Unit	Section	Bundle	Unit	Section	Bundle	SqFt	Bundle	Layer	Bundle
Georgetown Manufacturing																	
Series 70mm																	
4" x 8"	2¾" (70mm)	94.40	11.80		0.22	8	-	0.33	-	141.7	0.67	-	283.30	4.57	432	377	3,019
8" x 16"	2¾" (70mm)	82.67	10.33		0.86	8	-	0.66	-	63.0	1.31	-	126.00	1.16	96	343	2,746
8" x 8"	2¾" (70mm)	82.67	10.33		0.46	8	-	0.66	-	126.0	0.66	-	126.00	2.32	192	331	2,647

Notes: Custom colors and finishes available. Minimum quantities apply. Sold on a refundable skid. See terms and conditions of sale. All measurements are nominal. **Important: A urethane rubber paver mat must be used to prevent scuffing. Polymeric Sand advisory.** For more information, samples or custom options, please contact your Unilock Territory Manager or call 1-800-UNILOCK.

APPLICATIONS



Pedestrian



Residential Vehicular



Commercial Vehicular (4 x 8 x 2 ¾" & 8 x 8 x 2 ¾" only)



Borders and Accents



Roof Decks



*Wall pairing suggestion- U-CARA® Wall

RECOMMENDED SANDS



Romex® Fugensand

Suitable for Pedestrian, Vehicular and Heavy Duty Vehicular applications

- Manufactured from natural, raw materials
- Quick application
- Self-repairing properties
- Suitable for all load classes
- No cement haze/residue due to natural polymer binder
- Three colours: Natural, Stone Grey and Basalt

Coverage:

Colour	3mm Joints
Neutral, Stone Grey, Basalt 1 L / 5 gal	110 sqft / 55 lb bag 750 sqft / 5 gal drum



Romex® D7000 Joint

Strengtheners & Surface Sealer
Suitable for Pedestrian, Vehicular and Heavy Duty Vehicular applications

- All-in-one strengthener & sealer
- Eco-Friendly
- Protects against dirt, oil, corrosion from climate exposure, de-icing salts
- Protects against weed growth and wash outs

Coverage:

Colour	3mm Joints
Neutral, Stone Grey, Basalt 55 lb bag / 1 kg can	110 sqft / 55 lb bag 750 sqft / 5 gal drum



Gator G2 MAXX Sand

- Setting time - 15 mins
- Sets above 32° F/ 0° C
- Can be applied if rain is expected (min. 1 hr)
- Dust free and haze free
- Requires only one watering
- Four colours: Beige, Grey, Black and Ivory

Coverage:

Colour	Narrow Joints	Wide Joints
Beige, Grey, Ivory 50 lb bag	65-85 sqft	22-42 sqft
Black 50 lb bag	58-76 sqft	20-38 sqft

RECOMMENDED SEALER



Gator Natural Look Sealer

- Water-based
- Zero gloss finish
- Multi purpose
- Rain safe after 24 hours

Coverage:


Size	Area
3.78 L / 1 U.S. gal.	175 sqft
18.9 L. / 5.28 U.S. gal.	875 sqft

*Please refer to Sands & Sealers on pages 184-187 for more detailed information

UNILOCK

SERIES™ 100mm

ENDURACOLOR™



BLACK GRANITE

PRODUCT ATTRIBUTES

Visual Appearance	Series' specialized manufacturing process creates a striking visual effect with the surface granite particles and also results in an extremely durable paver.
Finish	The aggregate surface is pressed into the stone surface simultaneously with the body of the stone in a single process and not in layers. The resulting surface becomes an integral part of the paver itself, giving you long-term wear and structural performance.

PRODUCT SPECIFICATIONS



8 x 24 x 4"
200 x 600 x 100mm



4 x 12 x 4"
100 x 300 x 100mm


EDGE DETAILS



ROUNDED EDGE


LAYING PATTERNS

PROMENADE PLANK
PAVER A 4X12




PROMENADE PLANK PAVES A
100% 4x12

PROMENADE PLANK
PAVER B 4X12



PROMENADE PLANK PAVES B
100% 4x12

PROMENADE PLANK
PAVER A 8X24



PROMENADE PLANK PAVES A 8X24
100% 8x24

*Colour selection should be chosen from actual samples.

TECHNICAL INFORMATION

ASTM C 936 Standard Specifications for Solid Concrete Interlocking Paving Units

Conforms to:

- C140 for Absorption 5% avg - 7% max
- Compressive Strength > 7,200 PSI avg.
- C67 for Freeze-thaw Durability
- C418 for Abrasion Durability
- Dimensional Accuracy **+/- 3mm**

Test results available upon request

Meets the U.S. Architectural & Transportation Barrier Compliance Board Slip-Resistance Surfaces Advisory Guidelines

TECHNICAL ADVANTAGES

ENDURACOLOR™

Refined surface and long-lasting colour

DRIVE FRIENDLY

Can handle vehicular loads

Ask about our base stabilization system

*Does not apply to .8x24x4"

SERIES FINISH

Granite, Quartz and Marble surface materials

PRODUCT DATA

	Unit	SqFt Per				Per Bundle		Soldier LnFt Per			Sailor LnFt per			Units Per			Lbs Per		
Stones & Bundling	Thickness	Bundle	Layer	Section	Stone	Layers	Sections	Unit	Section	Bundle	Unit	Section	Bundle	SqFt	Section	Bundle	Layer	Section	Bundle
Georgetown Manufacturing																			
Series 100mm																			
4" x 12"	4" (100mm)	58.13	11.63	-	0.32	5	-	0.33	-	59.10	0.98	-	177.20	3.10	-	180	532	-	2,659
8" x 24"	4" (100mm)	51.67	10.33	-	1.29	5	-	0.66	-	26.20	1.97	-	78.70	0.77	-	40	478	-	2,391

Notes: Custom colors and finishes available. Minimum quantities apply. Sold on a refundable skid. See terms and conditions of sale. All measurements are nominal. **Important: A urethane rubber paver mat must be used to prevent scuffing. Polymeric Sand advisory.** For more information, samples or custom options, please contact your Unilock Territory Manager or call 1-800-UNILOCK.

APPLICATIONS



Pedestrian



Residential Vehicular



Commercial Vehicular (4 x 12 x 4" only)



Roof Decks



Borders and Accents



*Wall pairing suggestion- U-CARA™ Wall

RECOMMENDED SANDS



Romex® Fugensand

Suitable for Pedestrian, Vehicular and Heavy Duty Vehicular applications

- Manufactured from natural, raw materials
- Quick application
- Self-repairing properties
- Suitable for all load classes
- No cement haze/residue due to natural polymer binder
- Three colours: Natural, Stone Grey and Basalt

Coverage:

Colour	3mm Joints
Neutral, Stone Grey, Basalt 1 L / 5 gal	110 sqft / 55 lb bag 750 sqft / 5 gal drum



Romex® D7000 Joint Strengthener & Surface Sealer

Suitable for Pedestrian, Vehicular and Heavy Duty Vehicular applications

- All-in-one strengthener & sealer
- Eco-Friendly
- Protects against dirt, oil, corrosion from climate exposure, de-icing salts
- Protects against weed growth and wash outs

Coverage:

Colour	3mm Joints
Neutral, Stone Grey, Basalt 55 lb bag / 1 kg can	110 sqft / 55 lb bag 750 sqft / 5 gal drum



Gator G2 MAXX Sand

- Setting time - 15 mins
- Sets above 32° F/ 0° C
- Can be applied if rain is expected (min. 1 hr)
- Dust free and haze free
- Requires only one watering
- Four colours: Beige, Grey, Black and Ivory

Coverage:

Colour	Narrow Joints	Wide Joints
Beige, Grey, Ivory 50 lb bag	65-85 sqft	22-42 sqft
Black 50 lb bag	58-76 sqft	20-38 sqft

RECOMMENDED SEALER



Gator Natural Look Sealer

- Water-based
- Zero gloss finish
- Multi purpose
- Rain safe after 24 hours

Coverage:

Size	Area
3.78 L / 1 U.S. gal.	175 sqft
18.9 L. / 5.28 U.S. gal.	875 sqft

*Please refer to Sands & Sealers on pages 184-187 for more detailed information

TOWN HALL®

Exclusive to **UNILOCK**

 **ELEGANCE™**  **PERMEABLE**



BASALT



BURGUNDY RED



BURNT CLAY



OLD OAK



3 COLOUR BLEND
BLENDED ON SITE

PRODUCT ATTRIBUTES

Visual Appearance	The substantial proportions and unique colour blending of Town Hall® is modelled after historic North American clay street pavers. The timeless look of Town Hall® can be installed in either traditional or permeable applications for vehicular, heavy-duty and pedestrian applications. The result is vintage, streetscape charm that stands the test of time.
Finish	Town Hall® textures are cast from a multitude of different surfaces using Reala™ Technology, and Ultima™ Technology to create superior durability of this cobblestone appearance.

PRODUCT SPECIFICATIONS



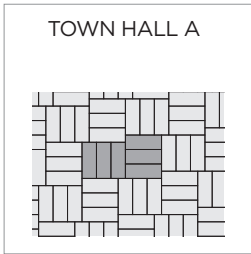
STANDARD
4" x 9¾" x 2¾"
100 x 250 x 70mm

EDGE DETAILS

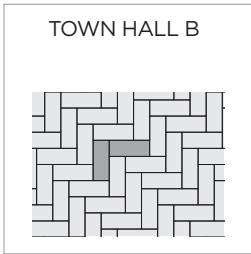


ROUNDED EDGE

LAYING PATTERNS



TOWN HALL A
100% Standard



TOWN HALL B
100% Standard

PERMEABLE PAVEMENT DATA

PERMEABLE PAVEMENT DATA						MIN. INFILTRATION RATE FOR RAINFALL OF:			
ADA COMPLIANT	Medium: ¼" - ⅜" Joint	JOINT MATERIAL	JOINT WIDTH*	VOID SPACE*	SURFACE INFILTRATION RATE**	2" / HR	4.5" / HR	6.5" / HR	11" / HR
		Kafka - 1/8 to 3/16"	9MM	6.5%	784" / HR	31	69	100	169

*Joint Width is measured at the top of the paver. Void Space is calculated at the base of the paver. **Infiltration rate is based on testing done when first installed and is an approximate. Permeable spacers are available for use with extended range of Unilock products.

*Colour selection should be chosen from actual samples.

TECHNICAL INFORMATION

ASTM C936 Standard Specifications for Solid Concrete Interlocking Paving Units

Conforms to:

- C140 for Absorption 5% avg - 7% max
- Compressive Strength > 7,200 PSI avg.
- C67 for Freeze-thaw Durability
- C418 for Abrasion Durability
- Dimensional Accuracy **+/- 3 mm**

Test results available upon request

Meets the U.S. Architectural & Transportation Barrier Compliance Board Slip-Resistance Surfaces Advisory Guidelines

TECHNICAL ADVANTAGES

ELEGANCE

Deep, rich colours with unique textures

REALA™

Cast from historic brick

ULTIMA™

Up to 4x stronger than poured-in-place concrete

PERMEABLE

Can be installed to allow water to flow through

DRIVE FRIENDLY

Can handle vehicular loads

Ask about our base stabilization system

PRODUCT DATA

Stones & Bundling	Unit	SqFt Per				Per Bundle		Soldier LnFt Per			Sailor LnFt per			Units Per			Lbs Per		
	Thickness	Bundle	Layer	Section	Stone	Layers	Sections	Unit	Section	Bundle	Unit	Section	Bundle	SqFt	Section	Bundle	Layer	Section	Bundle
Ayr Manufacturing																			
Standard	2¾ (70mm)	88.41	11.05	-	0.28	8	-	0.34	-	108.10	0.82	-	262.50	3.62	-	320	361	-	2,888

Notes: Sold in full bundles only on a refundable skid. All measurements are nominal. **Important: A urethane rubber paver mat must be used to prevent scuffing.** For more information, samples or custom options, please contact your Unilock Territory Manager or call 1-800-UNILOCK.

APPLICATIONS



Pedestrian



Residential Vehicular



Commercial Vehicular



Permeable



Borders and Accents



*Wall pairing suggestion- U-CARA® Wall or Lineo™ Dimensional

RECOMMENDED SANDS



Romex® Pure Patio

Pedestrian Applications only

- Resin film-free
- Highly water permeable
- Resistant to ants, weeds, de-icing salts
- Pressure washer safe
- Ideal for joint widths from 5mm (1/4")
- Ideal for Residential patios and walkways
- Three colours: Neutral, Stone Grey and Basalt



Romex® Drain

Vehicular Applications

- Resin film-free
- Highly water permeable
- Self-compacting and water emulsifiable
- Resistant to ants, weeds, de-icing salts
- Pressure washer safe
- Ideal for joint widths from 3mm (1/4")
- Ideal for driveways, parking spaces and all vehicular loading applications up to 3.5 T
- Three colours: Neutral, Stone Grey and Basalt



Gator G2 MAXX Sand

- Setting time - 15 mins
- Sets above 32° F/ 0° C
- Can be applied if rain is expected (min. 1 hr)
- Dust free and haze free
- Requires only one watering
- Four colours: Beige, Grey, Black and Ivory



Gator Aqua Rock

- For Residential & Commercial
- For permeable paver joints
- Helps prevent erosion due to climatic conditions
- Use as bedding and jointing material
- Graded to meet ASTM No. 9 water rate
- Long term high infiltration performance

Coverage:

Colour	6mm Joints
Neutral, Stone Grey, Basalt 55 lb bag / 1 kg can	25 sqft / 55 lb mix (based on 1,000 sqft)

Coverage:

Colour	6mm Joints
Neutral, Stone Grey, Basalt 2.1 L bottles to be mixed with 1 55 lb bag of Romex approved sand	25 sqft / 55 lb mix (based on 1,000 sqft)

Coverage:

Colour	Narrow Joints	Wide Joints
Beige, Grey, Ivory 50 lb bag	65-85 sqft	22-42 sqft
Black 50 lb bag	58-76 sqft	20-38 sqft

Coverage:

Colour	Area
Natural 50 lb bag	20-25 sqft

*Please refer to Sands & Sealers on pages 184-187 for more detailed information



GRANITE BLEND

PRODUCT ATTRIBUTES

Visual Appearance	Treo® Smooth offers a smooth surface texture for a sleek, modern look with a contemporary colour palette.
Finish	Smooth, classic appearance.

PRODUCT SPECIFICATIONS



LARGE RECTANGLE
8⁷/₈ x 13¹/₄ x 3¹/₈"
225 x 338 x 80mm




SQUARE
8⁷/₈ x 8⁷/₈ x 3¹/₈"
225 x 225 x 80mm



SMALL RECTANGLE
4½" x 8⅞ x 3⅞"
112 x 225 x 80mm

3 UNIT RANDOM BUNDLE

EDGE DETAILS



ROUNDED EDGE

BUNDLE CONFIGURATION



*Colour selection should be chosen from actual samples.

TECHNICAL INFORMATION

ASTM C 936 Standard Specifications for Solid Concrete Interlocking Paving Units

Conforms to:

- C140 for Absorption 5% avg - 7% max
- Compressive Strength > 7,200 PSI avg.
- C67 for Freeze-thaw Durability
- C418 for Abrasion Durability
- Dimensional Accuracy **+/- 3mm**

Test results available upon request

Meets the U.S. Architectural & Transportation Barrier Compliance Board Slip-Resistance Surfaces Advisory Guidelines

TECHNICAL ADVANTAGES

CLASSIC

Budget-friendly. Utilizes a traditional product mix of large and small aggregates that's consistent from top to bottom with colour mixed throughout



PERMEABLE

Can be installed to allow water to flow through

DRIVE FRIENDLY

Can handle vehicular loads

Ask about our base stabilization system

PRODUCT DATA

	Unit	SqFt Per				Per Bundle		Soldier LnFt Per			Sailor LnFt per			Units Per		Lbs Per		
Stones & Bundling	Thickness	Bundle	Layer	Section	Stone	Layers	Section	Unit	Section	Bundle	Unit	Layer	Bundle	SqFt	Bundle	Layer	Section	Bundle
Ayr Manufacturing																		
Random Bundle		93.50	11.69	-	-	8	-	-	-	-	-	-	118.04	0.77	168	427.63	-	3,421
Large Rectangle	3½" (80mm)	39.36	5.26	-	0.82	8	-	-	-	-	1.11	-	53.22	0.48	48	192.45	-	1,539.64
Square	3½" (80mm)	30.80	4.09	-	0.55	8	-	-	-	-	0.74	-	41.33	0.72	56	149.69	-	1,197.50
Small Rectangle	3½" (80mm)	17.28	2.34	-	0.27	8	-	-	-	-	0.37	-	23.49	1.43	64	85.54	-	684.29

Notes: Sold in full bundles only on a refundable skid. All measurements are nominal. **Important: A urethane rubber paver mat must be used to prevent scuffing.** For more information, samples or custom options, please contact your Unilock Territory Manager or call 1-800-UNILOCK.

APPLICATIONS



Pedestrian



Residential Vehicular



Commercial Vehicular



*Wall pairing suggestion- U-CARA® - matching colour and finish

RECOMMENDED SANDS



Romex® Pure Patio

Pedestrian Applications only

- | Resin film-free
- | Highly water permeable
- | Resistant to ants, weeds, de-icing salts
- | Pressure washer safe
- | Ideal for joint widths from 5mm (1/4")
- | Ideal for Residential patios and walkways
- | Three colours: Neutral, Stone Grey and Basalt

Coverage:

Colour	5-6mm Joints
Neutral, Stone Grey, Basalt 55 lb bag / 1 kg can	45 sqft / 55 lb mix



Romex® Drain

Vehicular Applications

- | Resin film-free
- | Highly water permeable
- | Self-compacting and water emulsifiable
- | Resistant to ants, weeds, de-icing salts
- | Pressure washer safe
- | Ideal for joint widths from 3mm (1/4")
- | Ideal for driveways, parking spaces and all vehicular loading applications up to 3.5 T
- | Three colours: Neutral, Stone Grey and Basalt

Coverage:

Colour	6mm Joints
Neutral, Stone Grey, Basalt 21 L bottles to be mixed with 1 55 lb bag of Romex approved sand	25 sqft / 55 lb mix (based on 1,000 sqft)



Gator G2 MAXX Sand

- | Setting time - 15 mins
- | Sets above 32° F/ 0° C
- | Can be applied if rain is expected (min. 1 hr)
- | Dust free and haze free
- | Requires only one watering
- | Four colours: Beige, Grey, Black and Ivory

Coverage:

Colour	Narrow Joints	Wide Joints
Beige, Grey, Ivory 50 lb bag	65-85 sqft	22-42 sqft
Black 50 lb bag	58-76 sqft	20-38 sqft

RECOMMENDED SEALER



Gator Natural Look Sealer

- | Water-based
- | Zero gloss finish
- | Multi purpose
- | Rain safe after 24 hours

Coverage:

Size	Area
3.78 L / 1 U.S. gal.	175 sqft
18.9 L. / 5.28 U.S. gal.	875 sqft

*Please refer to Sands & Sealers on pages 184-187 for more detailed information

UNILOCK

TRIBECA COBBLE™

ENDURACOLOR™ PERMEABLE



CRYSTALLINE BASALT



PEPPERED GRANITE

PRODUCT ATTRIBUTES

Visual Appearance	Unilock's Tribeca Cobble™ pavers are exemplary of the beautiful imported granite cobble stones used in North America's streets for centuries.
Finish	Granite, Quartz and Marble surface materials.

PRODUCT SPECIFICATIONS



LARGE RECTANGLE
5⅞ x 12 x 2¾"
130 x 305 x 70mm



RECTANGLE
5⅞ x 9 x 2¾"
130 x 230 x 70mm



SMALL RECTANGLE
5⅞ x 7 x 2¾"
130 x 175 x 70mm

3 UNIT RANDOM BUNDLE

EDGE DETAILS




ROUNDED EDGE

LAYER CONFIGURATION



LAYING PATTERNS



TRIBECA COBBLE A
100% Standard

PERMEABLE PAVEMENT DATA

					MIN. INFILTRATION RATE FOR RAINFALL OF:			
Extra Large: > ½" Joint	JOINT MATERIAL	JOINT WIDTH*	VOID SPACE*	SURFACE INFILTRATION RATE**	2" / HR	4.5" / HR	6.5" / HR	11" / HR
		10MM	5.6%	400" / HR	36	80	116	196

*Joint Width is measured at the top of the paver. Void Space is calculated at the base of the paver. **Infiltration rate is based on testing done when first installed and is an approximate. Permeable spacers are available for use with extended range of Unilock products.

*Colour selection should be chosen from actual samples.

TECHNICAL INFORMATION

ASTM C936 Standard Specifications for Solid Concrete Interlocking Paving Units

Conforms to:

- C140 for Absorption 5% avg - 7% max
- Compressive Strength > 7,200 PSI avg.
- C67 for Freeze-thaw Durability
- C418 for Abrasion Durability
- Dimensional Accuracy **+/- 3 mm**

Test results available upon request

Meets the U.S. Architectural & Transportation Barrier Compliance Board Slip-Resistance Surfaces Advisory Guidelines

LEED INFORMATION

Materials & Resources: LEED V4:

Building Product Disclosure and Optimization

Sourcing of Raw Materials - Sourcing of Raw Materials and Extraction • **1 point**

Sourcing of Raw Materials - Leadership Extraction Practices • **1 point**

Material Ingredient Reporting - Material Ingredient Reporting • **1 point**

Material Ingredient Reporting - Material Ingredient Optimization • **1 point**

Environmental Product Declaration • **1 point**

TECHNICAL ADVANTAGES



PERMEABLE

Can be installed to allow water to flow through

DRIVE FRIENDLY

Can handle vehicular loads

Ask about our base stabilization system

PRODUCT DATA

	Unit	SqFt Per				Per Bundle		Soldier LnFt Per			Sailor LnFt per			Units Per			Lbs Per		
Stones & Bundling	Thickness	Bundle	Layer	Section	Stone	Layers	Sections	Unit	Section	Bundle	Unit	Section	Bundle	SqFt	Layer	Bundle	Unit	Layer	Bundle
Stocked in Ayr																			
Random Bundle		97.53	12.19	12.19	0.32	8	-	-	-	-	2.34	-	227.95	3.12	38	304	10.48	398.21	3,185.67
Large Rectangle	2¾" (70mm)	-	-	-	0.43	-	-	-	-	-	1.00	-	88.10	2.34	-	88	-	-	-
Rectangle	2¾" (70mm)	-	-	-	0.32	-	-	-	-	-	0.75	-	66.40	3.11	-	88	-	-	-
Small Rectangle	2¾" (70mm)	-	-	-	0.25	-	-	-	-	-	0.57	-	73.50	4.08	-	128	-	-	-

Notes: **Sold in full bundles only.** All measurements are nominal. **Important: A urethane rubber paver mat must be used to prevent scuffing.** For more information, samples or custom options, please contact your Unilock Territory Manager or call 1-800-UNILOCK.

APPLICATIONS



Pedestrian



Residential Vehicular



Commercial Vehicular



Permeable



Borders and Accents



*Wall pairing suggestion- U-Cara® Wall

RECOMMENDED SANDS



Romex® Flex Joint

Suitable for Pedestrian, Vehicular and Heavy Duty Vehicular applications

- | Viscous elastic jointing mortar (sand and rubber)
- | Suitable for vehicular rated and unbonded surfaces
- | Water permeable, self compacting and water emulsifiable during installation
- | Medium to heavy traffic up to 25 T
- | Three colours: Neutral, Stone Grey and Basalt

Coverage:

Colour	12mm Joints
Neutral, Stone Grey, Basalt 25 kg bucket / 55 lb bucket	27 sqft / 55 lb bucket (based on 1,000 sqft)



Gator G2 MAXX Sand

- | Setting time - 15 mins
- | Sets above 32° F/ 0° C
- | Can be applied if rain is expected (min. 1 hr)
- | Dust free and haze free
- | Requires only one watering
- | Four colours: Beige, Grey, Black and Ivory

Coverage:

Colour	Narrow Joints	Wide Joints
Beige, Grey, Ivory 50 lb bag	65-85 sqft	22-42 sqft
Black 50 lb bag	58-76 sqft	20-38 sqft

RECOMMENDED SEALER



Gator Natural Look Sealer

- | Water-based
- | Zero gloss finish
- | Multi purpose
- | Rain safe after 24 hours

Coverage:


Size	Area
3.78 L / 1 U.S. gal.	175 sqft
18.9 L. / 5.28 U.S. gal.	875 sqft

*Please refer to Sands & Sealers on pages 184-187 for more detailed information

TURFSTONE™

**Special Order only*

 **PERMEABLE**



NATURAL

32
SRI



PRODUCT ATTRIBUTES

Visual Appearance	Its filigree design makes it an attractive and permanent solution for emergency access areas, embankments, spillways, and environmentally sensitive parking areas.
Finish	Classic Finish. Turfstone has the option of being filled with grass or aggregates depending on the project's drainage requirements.

PRODUCT SPECIFICATIONS




STANDARD
16 x 24 x 3 1/8"
400 x 600 x 80mm

EDGE DETAILS




ZERO-BEVEL EDGE

LAYING PATTERNS




- Creates a revolutionary Reinforced Soil Structure (RSS) with high tensile and compressive strength to maximize the performance of pavement structures.
- Extremely permeable, long lasting, durable and environmentally friendly. Lightweight and easy to handle.
- Simple and quick installation.
- Allows for easy repairs / adjustments after installation.

See page 178-179 for more details.



DRIVECEL30 LIGHT DUTY
20 x 20 x 1.2"
500 x 500 x 30mm



DRIVECEL50 HEAVY DUTY
20 x 20 x 2"
500 x 500 x 50mm

*Colour selection should be chosen from actual samples.

TECHNICAL INFORMATION

ASTM C936 Standard Specifications for Solid Concrete Interlocking Paving Units

Conforms to:

- C140 for Absorption 5% avg - 7% max
- Compressive Strength > 7,200 PSI avg.
- C67 for Freeze-thaw Durability
- C418 for Abrasion Durability
- Dimensional Accuracy **+/- 3 mm**

Test results available upon request

Meets the U.S. Architectural & Transportation Barrier Compliance Board Slip-Resistance Surfaces Advisory Guidelines

Void Space: 40%

Load Capacity: Turfstone is capable of supporting H₂O loading over a properly designed and compacted base.

TECHNICAL ADVANTAGES



PERMEABLE

Can be installed to allow water to flow through

PRODUCT DATA

Stones & Bundling	Unit	SqFt Per				Per Bundle		Soldier LnFt Per			Sailor LnFt per			Units Per			Lbs Per		
	Thickness	Bundle	Layer	Section	Stone	Layers	Sections	Unit	Section	Bundle	Unit	Section	Bundle	SqFt	Section	Bundle	Layer	Section	Bundle
Ayr / Gormley Manufacturing																			
Standard	3 1/2" (80mm)	60.00	7.50	-	2.50	8	-	-	-	-	-	-	-	0.40	-	24	187	-	1,499

Notes: **Special Order item.** Lead time required. Sold in full bundles only on a refundable skid. All measurements are nominal. For more information, samples or custom options, please contact your Unilock Territory Manager or call 1-800-UNILOCK.

APPLICATIONS



Permeable

*Turfstone™ is typically used in erosion control situations. Also known to be used in areas where emergency access routes are required.

RECOMMENDED SAND



Gator Aqua Rock

- | For Residential & Commercial applications
- | For permeable paver joints
- | Helps prevent erosion due to climatic conditions
- | Use as bedding and jointing material
- | Graded to meet ASTM No. 9 water rate
- | Long term high infiltration performance
- | 2,200 lb Super Sack available for large applications

Coverage:

Size	Area
50 lb bag	20-25 sqft
2,200 lb Super Sack	880-1100 sqft

(Based on 60mm paver)

*Please refer to Sands & Sealers on pages 184-187 for more detailed information

SOLAR REFLECTIVE INDEX (SRI) TESTING DETAILS

Product	Solar Reflectance	SRI
Natural	0.30	32

LEED INFORMATION

Rainwater Management: LEED V4:

- Up to three points can be achieved for retaining rainwater onsite based on the percentile kept
- 85% (zero lot line projects only) - 3 points, 95% - 2 points and 98% - 3 points. (All except Healthcare - subtract one point) See LEED v4 for more specific project/site details.

Materials and Resources: LEED V4:

Building Product Disclosure and Optimization

Sourcing of Raw Materials - Sourcing of Raw Materials and Extraction • **1 point**

Sourcing of Raw Materials - Leadership Extraction Practices • **1 point**

Material Ingredient Reporting - Material Ingredient Reporting • **1 point**

Material Ingredient Reporting - Material Ingredient Optimization • **1 point**

Environmental Product Declaration • **1 point**


UMBRIANO® 60mm

ENDURACOLOR™

Exclusive to **UNILOCK**



FRENCH GREY



GRENADA WHITE **NEW**



SUMMER WHEAT



WINTER MARVEL

PRODUCT ATTRIBUTES

Visual Appearance	Granite-like surface appearance.
Finish	Subtly mottled colour and finish. Factory sealed to provide integral surface protection from stains

PRODUCT SPECIFICATIONS



LARGE RECTANGLE
14 x 21 x 2⅜"
360 x 540 x 60mm



SQUARE
14 x 14 x 2⅜"
360 x 360 x 60mm



SMALL RECTANGLE
7 x 14 x 2⅜"
180 x 360 x 60mm

3 UNIT RANDOM BUNDLE



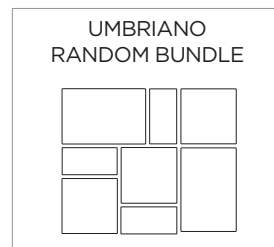
SLAB
21 x 35 x 2⅜"
540 x 890 x 60mm
See Slabs section page 98 for more details

EDGE DETAILS

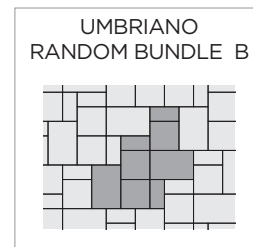


ZERO BEVEL EDGE

BUNDLE CONFIGURATION



LAYING PATTERNS



*Colour selection should be chosen from actual samples.

TECHNICAL INFORMATION

ASTM C936 Standard Specifications for Solid Concrete Interlocking Paving Units

Conforms to:

- C140 for Absorption 5% avg - 7% max
- Compressive Strength > 7,200 PSI avg.
- C67 for Freeze-thaw Durability
- C418 for Abrasion Durability
- Dimensional Accuracy **+/- 3 mm**

Test results available upon request

Meets the U.S. Architectural & Transportation Barrier Compliance Board Slip-Resistance Surfaces Advisory Guidelines

TECHNICAL ADVANTAGES

ENDURACOLOR™

Refined surface and long-lasting colour



Factory sealed to provide integral surface protection from stains

COLORFUSION™

Subtly mottled colour finish

PEDESTRIAN FRIENDLY

Not recommended for vehicular loads

PRODUCT DATA

Stones & Bundling	Unit	SqFt Per				Per Bundle		Sailor LnFt Per			Units Per			Lbs Per		
	Thickness	Bundle	Layer	Section	Stone	Layers	Sections	Unit	Section	Bundle	SqFt	Section	Bundle	Layer	Section	Bundle
Georgetown Manufacturing																
Random Bundle 60mm		94.14	10.46	-	-	9	-	1.36	-	79.70	0.76	-	72	287	-	2,584
Large Rectangle 14 x 21 x 2 3/4"	2 3/4" (60mm)	-	-	-	2.09	-	-	1.77	-	31.80	0.48	-	18	-	-	-
Square 14 x 14 x 2 3/4"	2 3/4" (60mm)	-	-	-	1.40	-	-	1.18	-	31.80	0.72	-	27	-	-	-
Small Rectangle 7 x 14 x 2 3/4"	2 3/4" (60mm)	-	-	-	0.70	-	-	0.59	-	15.90	1.43	-	27	-	-	-

Notes: **60mm Random products are not intended for vehicular applications.** All measurements are nominal. **Sold in full bundles only** on a refundable skid. **Important: A urethane rubber paver mat must be used to prevent scuffing.** For more information, samples or custom options, please contact your Unilock Territory Manager or call 1-800-UNILOCK.

APPLICATIONS



Pedestrian



Roof Deck



Borders and Accents



*Wall pairing suggestion- U-CARA® - matching colour and finish

RECOMMENDED SANDS



Easy Eco-Fine

Pedestrian Applications only

- Ready-mixed
- Manufactured from 98% natural, recycled or renewable raw materials
- Highly water-permeable (min. 1 hr)
- Resin-film free finish
- Resistant to ants and weeds
- Pressure washer safe
- Three colours: Neutral, Stone Grey and Basalt

Coverage:

Colour	5mm Joints
Neutral, Stone Grey and Basalt <i>27.5 lb bucket</i>	55 sqft / 27.5 lb bucket



Gator G2 MAXX Sand

- Setting time - 15 mins
- Sets above 32° F/ 0° C
- Can be applied if rain is expected (min. 1 hr)
- Dust free and haze free
- Requires only one watering
- Four colours: Beige, Grey, Black and Ivory

Coverage:

Colour	Narrow Joints	Wide Joints
Beige, Grey, Ivory <i>50 lb bag</i>	65-85 sqft	22-42 sqft
Black <i>50 lb bag</i>	58-76 sqft	20-38 sqft

RECOMMENDED SEALER



Gator Hybrid Low Gloss + Colour Enhancer

- Water-based
- Low gloss finish
- Vibrant Colour Enhancer
- Rain safe after 24 hours

Coverage:

Size	Area
3.78 L / 1 U.S. gal.	200 sqft
18.9 L. / 5.28 U.S. gal.	1000 sqft

SOLAR REFLECTIVE INDEX (SRI) TESTING DETAILS

Product	Solar Reflectance	SRI
Cream (custom)	0.45	52
Grenada White	0.45	52
Summer Wheat	0.42	48
Winter Marvel	0.35	38

LEED INFORMATION

Rainwater Management: LEED V4:

- Up to three points can be achieved for retaining rainwater onsite based on the percentile kept
- 85% (zero lot line projects only) - 3 points, 95% - 2 points and 98% - 3 points. (All except Healthcare - subtract one point) See LEED v4 for more specific project/site details.

Materials and Resources: LEED V4:

- Building Product Disclosure and Optimization
- Sourcing of Raw Materials - Sourcing of Raw Materials and Extraction • **1 point**
- Sourcing of Raw Materials - Leadership Extraction Practices • **1 point**
- Material Ingredient Reporting - Material Ingredient Reporting • **1 point**
- Material Ingredient Reporting - Material Ingredient Optimization • **1 point**
- Environmental Product Declaration • **1 point**



UMBRIANO® 70mm

ENDURACOLOR™

Exclusive to **JNIOLOCK**



FRENCH GREY




MIDNIGHT SKY


ONLY AVAILABLE IN 8X16 & 8X24



SUMMER WHEAT



WINTER MARVEL



PRODUCT ATTRIBUTES

Visual Appearance	Granite-like surface appearance.
Finish	Subtly mottled colour and finish. Factory sealed to provide integral surface protection from stains.

PRODUCT SPECIFICATIONS



24 x 24 x 2 3/4"
600 x 600 x 70mm



12 x 24 x 2 3/4"
300 x 600 x 70mm



8 x 24 x 2 3/4"
200 x 600 x 70mm



8 x 16 x 2 3/4"
200 x 400 x 70mm



16 x 16 x 2 3/4"
400 x 400 x 70mm




HEX
8 x 8 x 2 3/4"
200 x 200 x 70mm

EDGE DETAILS

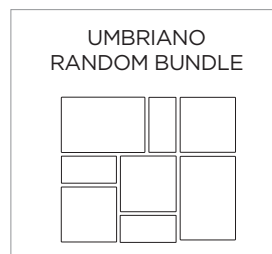


ZERO BEVEL EDGE

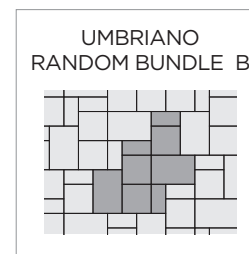


BEVELLED EDGE
*Hex Shape only

BUNDLE CONFIGURATION



LAYING PATTERNS



*Colour selection should be chosen from actual samples.

TECHNICAL INFORMATION

ASTM C936 Standard Specifications for Solid Concrete Interlocking Paving Units

Conforms to:

- C140 for Absorption 5% avg - 7% max
- Compressive Strength > 7,200 PSI avg.
- C67 for Freeze-thaw Durability
- C418 for Abrasion Durability
- Dimensional Accuracy **+/- 3 mm**

Test results available upon request

Meets the U.S. Architectural & Transportation Barrier Compliance Board Slip-Resistance Surfaces Advisory Guidelines

TECHNICAL ADVANTAGES

ENDURACOLOR™

Refined surface and long-lasting colour



Factory sealed to provide integral surface protection from stains

COLORFUSION™

Subtly mottled colour finish

DRIVE FRIENDLY

24" Slabs **not** recommended for vehicular loads

All other sizes can handle vehicular loads

Ask about our base stabilization system

PRODUCT DATA

Stones & Bundling	Unit	SqFt Per				Per Bundle		Soldier LnFt Per			Sailor LnFt per			Units Per			Lbs Per		
	Thickness	Bundle	Layer	Section	Stone	Layers	Sections	Unit	Section	Bundle	Unit	Section	Bundle	SqFt	Section	Bundle	Layer	Section	Bundle
Georgetown Manufacturing																			
24 x 24	2¾" (70mm)	62.00	7.75	-	3.88	8	-	1.97	-	31.50	1.97	-	31.50	0.26	-	16	258	-	2,062
12 x 24	2¾" (70mm)	93.00	11.63	-	1.94	8	-	0.98	-	47.20	1.97	-	94.50	0.52	-	48	393	-	3,142
16 x 16"	2¾" (70mm)	82.67	10.33	-	1.72	8	-	1.31	-	63.00	1.31	-	63.00	0.58	-	48	350	-	2,797
8" x 16"	2¾" (70mm)	82.67	10.33	-	0.86	8	-	0.66	-	63.00	1.31	-	126.00	1.16	-	96	343	-	2,746
8" x 24"	2¾" (70mm)	82.67	10.33	-	1.29	8	-	0.66	-	42.00	1.97	-	126.00	0.77	-	64	331	-	2,647
HEX 8 x 8	2¾" (70mm)	73.92	9.24	-	0.39	8	-	-	-	-	-	-	-	2.60	-	192	306	-	2,450

Notes: **24" products are not intended for vehicular applications.** All measurements are nominal. **Sold in full bundles only** on a refundable skid.

Important: A urethane rubber paver mat must be used to prevent scuffing. For more information, samples or custom options, please contact your Unilock Territory Manager or call 1-800-UNILOCK.

APPLICATIONS



Pedestrian



Residential Vehicular (24" Slabs not recommended for vehicular loads)



Commercial Vehicular (Hex only)
(24" Slabs not recommended for vehicular loads)



Roof Deck



Borders and Accents



*Wall pairing suggestion- U-CARA® - matching colour and finish

RECOMMENDED SANDS



Romex® Fugensand
Suitable for Pedestrian, Vehicular and Heavy Duty Vehicular applications

- Manufactured from natural, raw materials
- Quick application
- Self-repairing properties
- Suitable for all load classes
- No cement haze/residue due to natural polymer binder
- Three colours: Natural, Stone Grey and Basalt

Coverage:

Colour	3mm Joints
Neutral, Stone Grey, Basalt 1 L / 5 gal	110 sqft / 55 lb bag 750 sqft / 5 gal drum



Romex® D7000 Joint Strengthener & Surface Sealer
Suitable for Pedestrian, Vehicular and Heavy Duty Vehicular applications

- All-in-one strengthener & sealer
- Eco-Friendly
- Protects against dirt, oil, corrosion from climate exposure, de-icing salts
- Protects against weed growth and wash outs

Coverage:

Colour	3mm Joints
Neutral, Stone Grey, Basalt 55 lb bag / 1 kg can	110 sqft / 55 lb bag 750 sqft / 5 gal drum



Gator G2 MAXX Sand

- Setting time - 15 mins
- Sets above 32° F/ 0° C
- Can be applied if rain is expected (min. 1 hr)
- Dust free and haze free
- Requires only one watering
- Four colours: Beige, Grey, Black and Ivory

Coverage:

Colour	Narrow Joints	Wide Joints
Beige, Grey, Ivory 50 lb bag	65-85 sqft	22-42 sqft
Black 50 lb bag	58-76 sqft	20-38 sqft

RECOMMENDED SEALER



Gator Hybrid Low Gloss + Colour Enhancer

- Water-based
- Low gloss finish
- Vibrant Colour Enhancer
- Rain safe after 24 hours

Coverage:

Size	Area
3.78 L / 1 U.S. gal.	200 sqft
18.9 L / 5.28 U.S. gal.	1000 sqft

*Please refer to Sands & Sealers on pages 184-187 for more detailed information

UNILOCK

SOLAR REFLECTIVE INDEX (SRI) TESTING DETAILS

Product	Solar Reflectance	SRI
Cream (custom)	0.45	52
Summer Wheat	0.42	48
Winter Marvel	0.35	38

LEED INFORMATION

Rainwater Management: LEED V4:

- Up to three points can be achieved for retaining rainwater onsite based on the percentile kept
- 85% (zero lot line projects only) - 3 points, 95% - 2 points and 98% - 3 points. (All except Healthcare - subtract one point) See LEED v4 for more specific project/site details.

Materials and Resources: LEED V4:

Building Product Disclosure and Optimization

Sourcing of Raw Materials - Sourcing of Raw Materials and Extraction • **1 point**

Sourcing of Raw Materials - Leadership Extraction Practices • **1 point**

Material Ingredient Reporting - Material Ingredient Reporting • **1 point**

Material Ingredient Reporting - Material Ingredient Optimization • **1 point**

Environmental Product Declaration • **1 point**

UMBRIANO® 80mm

Exclusive to **JNIOLOCK**

ENDURACOLOR™



FRENCH GREY



SUMMER WHEAT



WINTER MARVEL

PRODUCT ATTRIBUTES

Visual Appearance	Granite-like surface appearance.
Finish	Subtly mottled colour and finish. Factory sealed to provide integral surface protection from stains.

PRODUCT SPECIFICATIONS



LARGE RECTANGLE
14 x 21 x 3 1/8"
360 x 540 x 80mm



SQUARE
14 x 14 x 3 1/8"
360 x 360 x 80mm




SMALL RECTANGLE
7 x 14 x 3 1/8"
180 x 360 x 80mm



SMALL RECTANGLE
7 x 14 x 3 1/8"
180 x 360 x 80mm

3 UNIT RANDOM BUNDLE

EDGE DETAILS

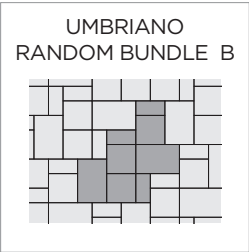


ZERO BEVEL EDGE

BUNDLE CONFIGURATION



LAYING PATTERNS



*Colour selection should be chosen from actual samples.

TECHNICAL INFORMATION

ASTM C936 Standard Specifications for Solid Concrete Interlocking Paving Units

Conforms to:

- C140 for Absorption 5% avg - 7% max
- Compressive Strength > 7,200 PSI avg.
- C67 for Freeze-thaw Durability
- C418 for Abrasion Durability
- Dimensional Accuracy **+/- 3 mm**

Test results available upon request

Meets the U.S. Architectural & Transportation Barrier Compliance Board Slip-Resistance Surfaces Advisory Guidelines

TECHNICAL ADVANTAGES

ENDURACOLOR™

Refined surface and long-lasting colour



Factory sealed to provide integral surface protection from stains

COLORFUSION™

Subtly mottled colour finish

DRIVE FRIENDLY

Can handle vehicular loads

Ask about our base stabilization system

PRODUCT DATA

Stones & Bundling	Unit	SqFt Per					Per			Soldier LnFt Per			Sailor LnFt per			Units Per			Lbs Per		
	Thickness	Bundle	Layer	Section	Stone	Layers	Unit	Section	Bundle	Unit	Section	Bundle	Unit	Section	Bundle	SqFt	Section	Bundle	Layer	Section	Bundle
Georgetown Manufacturing																					
Random Bundle 80mm		73.22	10.46	-	-	7	-	-	-	0.99	-	62.00	0.77	-	56	383	-	-	-	-	-
Large Rectangle 14 x 21 x 3 1/2"	3 1/2" (80mm)	-	-	-	2.09	-	-	-	-	1.18	-	24.80	0.48	-	14	-	-	-	-	-	-
Square 14 x 14 x 3 1/2"	3 1/2" (80mm)	-	-	-	1.40	-	-	-	-	1.18	-	24.80	0.72	-	21	-	-	-	-	-	-
Small Rectangle 7 x 14 x 3 1/2"	3 1/2" (80mm)	-	-	-	0.70	-	-	-	-	0.59	-	12.40	1.43	-	21	-	-	-	-	-	-
7 x 14 x 3 1/2"	3 1/2" (80mm)	73.24	10.46	-	0.70	7	0.59	-	62.0	1.18	-	124.00	1.43	-	105	383	-	-	-	-	-

Notes: All measurements are nominal. **Sold in full bundles only** on a refundable skid. **Important:** A urethane rubber paver mat must be used to prevent scuffing. For more information, samples or custom options, please contact your Unilock Territory Manager or call 1-800-UNILOCK.

APPLICATIONS



Pedestrian



Residential Vehicular



*Wall pairing suggestion- U-CARA® - matching colour and finish

RECOMMENDED SANDS

RECOMMENDED SEALER



Easy Eco-Fine

Pedestrian Applications only

- Ready-mixed
- Manufactured from 98% natural, recycled or renewable raw materials
- Highly water-permeable (min. 1 hr)
- Resin-film free finish
- Resistant to ants and weeds
- Pressure washer safe
- Three colours: Neutral, Stone Grey and Basalt

Coverage:

Colour	5mm Joints
Neutral, Stone Grey and Basalt 27.5 lb bucket	55 sqft / 27.5 lb bucket



Romex® Drain

Vehicular Applications

- Resin film-free
- Highly water permeable
- Self-compacting and water emulsifiable
- Resistant to ants, weeds, de-icing salts
- Pressure washer safe
- Ideal for joint widths from 3mm (1/4")
- Ideal for driveways, parking spaces and all vehicular loading applications up to 3.5 T
- Three colours: Neutral, Stone Grey and Basalt

Coverage:

Colour	6mm Joints
Neutral, Stone Grey, Basalt 21 L bottles to be mixed with 155 lb bag of Romex approved sand	25 sqft / 55 lb mix (based on 1,000 sqft)



Gator G2 MAXX Sand

- Setting time - 15 mins
- Sets above 32° F/ 0° C
- Can be applied if rain is expected (min. 1 hr)
- Dust free and haze free
- Requires only one watering
- Four colours: Beige, Grey, Black and Ivory

Coverage:

Colour	Narrow Joints	Wide Joints
Beige, Grey, Ivory 50 lb bag	65-85 sqft	22-42 sqft
Black 50 lb bag	58-76 sqft	20-38 sqft



Gator Hybrid Low Gloss + Colour Enhancer

- Water-based
- Low gloss finish
- Vibrant Colour Enhancer
- Rain safe after 24 hours

Coverage:

Size	Area
3.78 L / 1 U.S. gal.	200 sqft
18.9 L / 5.28 U.S. gal.	1,000 sqft

UNILOCK

*Please refer to Sands & Sealers on pages 184-187 for more detailed information

SOLAR REFLECTIVE INDEX (SRI) TESTING DETAILS

Product	Solar Reflectance	SRI
Cream (custom)	0.45	52
Summer Wheat	0.42	48
Winter Marvel	0.35	38

LEED INFORMATION

Rainwater Management: LEED V4:

- Up to three points can be achieved for retaining rainwater onsite based on the percentile kept
- 85% (zero lot line projects only) - 3 points, 95% - 2 points and 98% - 3 points. (All except Healthcare - subtract one point) See LEED v4 for more specific project/site details.

Materials and Resources: LEED V4:

Building Product Disclosure and Optimization

Sourcing of Raw Materials - Sourcing of Raw Materials and Extraction • **1 point**

Sourcing of Raw Materials - Leadership Extraction Practices • **1 point**

Material Ingredient Reporting - Material Ingredient Reporting • **1 point**

Material Ingredient Reporting - Material Ingredient Optimization • **1 point**

Environmental Product Declaration • **1 point**

UMBRIANO® 100mm

ENDURACOLOR™

Exclusive to **UNILOCK**



FRENCH GREY



SUMMER WHEAT




WINTER MARVEL

PRODUCT ATTRIBUTES

Visual Appearance	Granite-like surface appearance.
Finish	Subtly mottled colour and finish. Factory sealed to provide integral surface protection from stains.

PRODUCT SPECIFICATIONS



36 x 36 x 4"
900 x 900 x 100mm
See Slabs section page
98 for more details



18 x 36 x 4"
450 x 900 x 100mm
See Slabs section page
98 for more details

EDGE DETAILS




ROUNDED EDGE
100mm




- Creates a revolutionary Reinforced Soil Structure (RSS) with high tensile and compressive strength to maximize the performance of pavement structures.
- Extremely permeable, long lasting, durable and environmentally friendly. Lightweight and easy to handle.
- Simple and quick installation.
- Allows for easy repairs / adjustments after installation.

See page 178-179 for more details.

*Colour selection should be chosen from actual samples.



DRIVECEL30 LIGHT DUTY
20 x 20 x 1.2"
500 x 500 x 30mm



DRIVECEL50 HEAVY DUTY
20 x 20 x 2"
500 x 500 x 50mm

TECHNICAL INFORMATION

ASTM C936 Standard Specifications for Solid Concrete Interlocking Paving Units

Conforms to:

- C140 for Absorption 5% avg - 7% max
- Compressive Strength > 7,200 PSI avg.
- C67 for Freeze-thaw Durability
- C418 for Abrasion Durability
- Dimensional Accuracy **+/- 3 mm**

Test results available upon request

Meets the U.S. Architectural & Transportation Barrier Compliance Board Slip-Resistance Surfaces Advisory Guidelines

TECHNICAL ADVANTAGES

ENDURACOLOR™

Refined surface and long-lasting colour



Factory sealed to provide integral surface protection from stains

COLORFUSION™

Subtly mottled colour finish

PEDESTRIAN FRIENDLY

Not recommended for vehicular loads

PRODUCT DATA

Stones & Bundling	Unit	SqFt Per				Per Bundle		Soldier LnFt Per			Sailor LnFt per			Units Per			Lbs Per		
	Thickness	Bundle	Layer	Section	Stone	Layers	Sections	Unit	Section	Bundle	Unit	Section	Bundle	SqFt	Layer	Bundle	Layer	Section	Bundle
Georgetown Manufacturing																			
36 x 36 x 4"	4" (100mm)	43.59	8.72	-	-	5	--	-	-	-	-	-	-	-	1	5	-	-	1,994
18 x 36 x 4"	4" (100mm)	43.59	8.72	-	-	5	-	-	-	-	-	-	-	-	2	10	-	-	1,994

Notes: **24" and 60mm Random products are not intended for vehicular applications.** All measurements are nominal. **Sold in full bundles only** on a refundable skid. **Important: A urethane rubber paver mat must be used to prevent scuffing.** For more information, samples or custom options, please contact your Unilock Territory Manager or call 1-800-UNILOCK.

APPLICATIONS



Pedestrian



Roof Deck



*Wall pairing suggestion- U-CARA® - matching colour and finish

SOLAR REFLECTIVE INDEX (SRI) TESTING DETAILS

Product	Solar Reflectance	SRI
Cream (custom)	0.45	52
Summer Wheat	0.42	48
Winter Marvel	0.35	38

LEED INFORMATION

Rainwater Management: LEED V4:

- Up to three points can be achieved for retaining rainwater onsite based on the percentile kept
- 85% (zero lot line projects only) - 3 points, 95% - 2 points and 98% - 3 points. (All except Healthcare - subtract one point) See LEED v4 for more specific project/site details.

Materials and Resources: LEED V4:

- Building Product Disclosure and Optimization
- Sourcing of Raw Materials - Sourcing of Raw Materials and Extraction • **1 point**
- Sourcing of Raw Materials - Leadership Extraction Practices • **1 point**
- Material Ingredient Reporting - Material Ingredient Reporting • **1 point**
- Material Ingredient Reporting - Material Ingredient Optimization • **1 point**
- Environmental Product Declaration • **1 point**

RECOMMENDED SANDS



Easy Eco-Fine

Pedestrian Applications only

- | Ready-mixed
- | Manufactured from 98% natural, recycled or renewable raw materials
- | Highly water-permeable (min. 1 hr)
- | Resin-film free finish
- | Resistant to ants and weeds
- | Pressure washer safe
- | Three colours: Neutral, Stone Grey and Basalt

Coverage:

Colour	5mm Joints
Neutral, Stone Grey and Basalt 27.5 lb bucket	55 sqft / 27.5 lb bucket



Gator G2 MAXX Sand

- | Setting time - 15 mins
- | Sets above 32° F/ 0° C
- | Can be applied if rain is expected (min. 1 hr)
- | Dust free and haze free
- | Requires only one watering
- | Four colours: Beige, Grey, Black and Ivory

Coverage:

Colour	Narrow Joints	Wide Joints
Beige, Grey, Ivory 50 lb bag	65-85 sqft	22-42 sqft
Black 50 lb bag	58-76 sqft	20-38 sqft

RECOMMENDED SEALER



Gator Hybrid Low Gloss + Colour Enhancer

- | Water-based
- | Low gloss finish
- | Vibrant Colour Enhancer
- | Rain safe after 24 hours

Coverage:

Size	Area
3.78 L / 1 U.S. gal.	200 sqft
18.9 L. / 5.28 U.S. gal.	1,000 sqft

*Please refer to Sands & Sealers on pages 184-187 for more detailed information

WINDERMERE® FLAGSTONE

CLASSIC



CLIFFSIDE GREY



GRANITE BLEND



IRISH COAST

PRODUCT ATTRIBUTES

Visual Appearance	Gentle surface clefts and clean edges.
Finish	Flagstone finish.

PRODUCT SPECIFICATIONS



LARGE RECTANGLE
14¹/₁₆ x 21¹/₄ x 2³/₄"
360 X 540 x 70mm



SQUARE
14¹/₁₆ x 14¹/₁₆ x 2³/₄"
360 x 360 x 70mm



SMALL RECTANGLE
7¹/₈ x 14¹/₁₆ x 2³/₄"
180 x 360 x 70mm

3 UNIT RANDOM BUNDLE

EDGE DETAILS

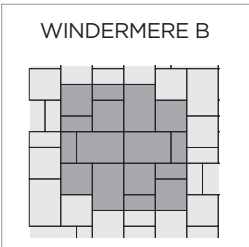
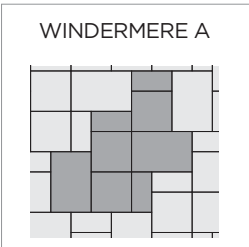


WAVED EDGE

BUNDLE CONFIGURATION



LAYING PATTERNS



*Colour selection should be chosen from actual samples.

TECHNICAL INFORMATION

ASTM C936 Standard Specifications for Solid Concrete Interlocking Paving Units

Conforms to:

- C140 for Absorption 5% avg - 7% max
- Compressive Strength > 7,200 PSI avg.
- C67 for Freeze-thaw Durability
- C418 for Abrasion Durability
- Dimensional Accuracy **+/- 3mm**

Test results available upon request

Meets the U.S. Architectural & Transportation Barrier Compliance Board Slip-Resistance Surfaces Advisory Guidelines

TECHNICAL ADVANTAGES

CLASSIC

Budget-friendly. Utilizes a traditional product mix of large and small aggregates that's consistent from top to bottom with colour mixed throughout

DRIVE FRIENDLY

Can handle vehicular loads

Ask about our base stabilization system

PRODUCT DATA

Stones & Bundling	Unit	SqFt Per				Per	Soldier LnFt Per			Sailor LnFt per			Units Per			Lbs Per		
	Thickness	Bundle	Layer	Section	Stone	Layers	Unit	Section	Bundle	Unit	Section	Bundle	SqFt	Section	Bundle	Layer	Section	Bundle
Ayr Manufacturing																		
Random Bundle		98	12.25	32.70	1.35	8	-	-	-	0.98	28.35	85.04	0.74	8	72	392	1,034	3,138
Large Rectangle	2 3/4" (70mm)	-	-	-	2.09	-	-	-	-	1.77	-	42.50	0.48	-	24	-	-	-
Small Rectangle	2 3/4" (70mm)	-	-	-	0.70	-	-	-	-	0.59	-	14.20	1.43	-	24	-	-	-
Square	2 3/4" (70mm)	-	-	-	1.40	-	-	-	-	1.18	-	28.30	0.72	-	24	-	-	-

Notes: Acceptable for driveways and walkways. Product sold in full bundles only on a refundable skid. **Important: A urethane rubber paver mat must be used to prevent scuffing.** All measurements are nominal. For more information, samples or custom options, please contact your Unilock Territory Manager or call 1-800-UNILOCK.

APPLICATIONS



Pedestrian



Residential Vehicular



Wall pairing suggestion- U-CARA™ Wall or Brussels Dimensional Stone

RECOMMENDED SANDS



Romex® Fugensand

Suitable for Pedestrian, Vehicular and Heavy Duty Vehicular applications

- Manufactured from natural, raw materials
- Quick application
- Self-repairing properties
- Suitable for all load classes
- No cement haze/residue due to natural polymer binder
- Three colours: Natural, Stone Grey and Basalt

Coverage:

Colour	5-6mm Joints
Neutral, Stone Grey, Basalt 1 L / 5 gal	50-150 sqft / 55 lb bag



Romex® D7000 Joint Strengthener & Surface Sealer

Suitable for Pedestrian, Vehicular and Heavy Duty Vehicular applications

- All-in-one strengthener & sealer
- Eco-Friendly
- Protects against dirt, oil, corrosion from climate exposure, de-icing salts
- Protects against weed growth and wash outs

Coverage:

Colour	3-4mm Joints
Neutral, Stone Grey, Basalt 55 lb bag / 1 kg can	50-150 sqft / 55 lb mix



Gator G2 Super Sand

- Rain safe after 15 mins
- Sets above 32° F/ 0° C
- Can be used for joints up to a max of 2"
- Dust free and haze free
- Requires only one watering
- Two colours: Beige, Slate Grey

Coverage:

Colour	Narrow Joints	Wide Joints
Beige, Slate Grey 50 lb bag	65-85 sqft	22-42 sqft

RECOMMENDED SEALER



Gator Hybrid Low Gloss + Colour Enhancer

- Water-based
- Low gloss finish
- Vibrant Colour Enhancer
- Rain safe after 24 hours

Coverage:


Size	Area
3.78 L / 1 U.S. gal.	200 sqft
18.9 L. / 5.28 U.S. gal.	1,000 sqft

*Please refer to Sands & Sealers on pages 184-187 for more detailed information

WINDERMERE® SMOOTH CLASSIC




CLIFFSIDE GREY



GRANITE BLEND



IRISH COAST



MIDNIGHT CHARCOAL
Small Rectangle only

PRODUCT ATTRIBUTES

Visual Appearance	Smooth with straight edge.
Finish	Smooth. Classic appearance.

PRODUCT SPECIFICATIONS



LARGE RECTANGLE
14¹/₁₆ x 21¹/₄ x 2³/₄"
360 X 540 x 70mm



SQUARE
14¹/₁₆ x 14¹/₁₆ x 2³/₄"
360 x 360 x 70mm




SMALL RECTANGLE
7¹/₈ x 14¹/₁₆ x 2³/₄"
180 x 360 x 70mm



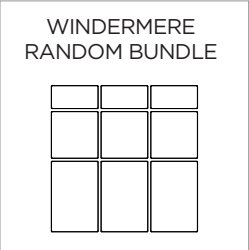
SMALL RECTANGLE
7¹/₈ x 14¹/₁₆ x 2³/₄"
180 x 360 x 70mm
*ONLY AVAILABLE IN
MIDNIGHT CHARCOAL*

3 UNIT RANDOM BUNDLE

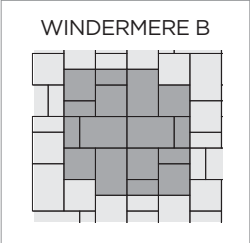
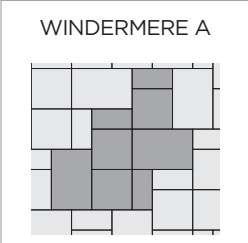
EDGE DETAILS



BUNDLE CONFIGURATION



LAYING PATTERNS



*Colour selection should be chosen from actual samples.

TECHNICAL INFORMATION

ASTM C936 Standard Specifications for Solid Concrete Interlocking Paving Units

Conforms to:

- C140 for Absorption 5% avg - 7% max
- Compressive Strength > 7,200 PSI avg.
- C67 for Freeze-thaw Durability
- C418 for Abrasion Durability
- Dimensional Accuracy **+/- 3mm**

Test results available upon request

Meets the U.S. Architectural & Transportation Barrier Compliance Board Slip-Resistance Surfaces Advisory Guidelines

TECHNICAL ADVANTAGES

CLASSIC

Budget-friendly. Utilizes a traditional product mix of large and small aggregates that's consistent from top to bottom with colour mixed throughout

DRIVE FRIENDLY

Can handle vehicular loads

Ask about our base stabilization system

PRODUCT DATA

Stones & Bundling	Unit	SqFt Per				Per	Soldier LnFt Per			Sailor LnFt per			Units Per			Lbs Per		
	Thickness	Bundle	Layer	Section	Stone	Layers	Unit	Section	Bundle	Unit	Section	Bundle	SqFt	Section	Bundle	Layer	Section	Bundle
Ayr Manufacturing																		
Random Bundle		98	12.25	32.70	1.346	8	-	-	-	0.98	28.35	85.04	0.74	8	72	392	1,034	3,138
Large Rectangle	2 3/4" (70mm)	-	-	-	2.093	-	-	-	-	1.77	-	42.50	0.48	-	24	-	-	-
Small Rectangle	2 3/4" (70mm)	-	-	-	0.698	-	-	-	-	0.59	-	14.20	1.43	-	24	-	-	-
Square	2 3/4" (70mm)	-	-	-	1.395	-	-	-	-	1.18	-	28.30	0.72	-	24	-	-	-
Small Rectangle Bundle		98	12.25	32.70	-	-	0.58	-	83.90	1.18	-	170.10	1.50	48	144	392	1,028	3,138

Notes: Acceptable for driveways and walkways. Product sold in full bundles only on a refundable skid. **Important: A urethane rubber paver mat must be used to prevent scuffing.** All measurements are nominal. For more information, samples or custom options, please contact your Unilock Territory Manager or call 1-800-UNILOCK.

APPLICATIONS




Pedestrian



Residential Vehicular



*Wall pairing suggestion- U-CARA® Wall or Brussels Dimensional Stone®




Romex® Pure Patio
Pedestrian Applications only

- | Resin film-free
- | Highly water permeable
- | Resistant to ants, weeds, de-icing salts
- | Pressure washer safe
- | Ideal for joint widths from 5mm (1/4")
- | Ideal for Residential patios and walkways
- | Three colours: Neutral, Stone Grey and Basalt

Coverage:

Colour	5-6mm Joints
Neutral, Stone Grey, Basalt <i>55 lb bag / 1 kg can</i>	45 sqft / 55 lb mix




Romex® Drain
Vehicular Applications

- | Resin film-free
- | Highly water permeable
- | Self-compacting and water emulsifiable
- | Resistant to ants, weeds, de-icing salts
- | Pressure washer safe
- | Ideal for joint widths from 3mm (1/4")
- | Ideal for driveways, parking spaces and all vehicular loading applications up to 3.5 T
- | Three colours: Neutral, Stone Grey and Basalt

Coverage:

Colour	7mm Joints
Neutral, Stone Grey, Basalt <i>21 L bottles to be mixed with 1 55 lb bag of Romex approved sand</i>	20 sqft / 55 lb mix <i>(based on 1,000 sqft)</i>




Gator G2 Super Sand

- | Rain safe after 15 mins
- | Sets above 32° F/ 0° C
- | Can be used for joints up to a max of 2"
- | Dust free and haze free
- | Requires only one watering
- | Two colours: Beige, Slate Grey

Coverage:

Colour	Narrow Joints	Wide Joints
Beige, Slate Grey <i>50 lb bag</i>	65-85 sqft	22-42 sqft



Gator Hybrid Low Gloss + Colour Enhancer

- | Water-based
- | Low gloss finish
- | Vibrant Colour Enhancer
- | Rain safe after 24 hours

Coverage:

Size	Area
3.78 L / 1 U.S. gal.	200 sqft
18.9 L. / 5.28 U.S. gal.	1,000 sqft

*Please refer to Sands & Sealers on pages 184-187 for more detailed information





UNILOCK® COLLECTION OF

Slabs

For light duty patios, porch overlays and roof decks, our slab collection offers choices in natural stone, porcelain and durable concrete.

Arcana™ Slab (Modena)

ARCANA™ SLAB

Exclusive to **UNILOCK**

ENDURACOLOR™



AVORIO

**Special Order Colour*



CORVARA



MODENA



VIVANTO

PRODUCT ATTRIBUTES

Visual Appearance	Granite, quartz and marble are exposed in the fine blasted surface of these large format slabs to deliver brilliant colour.
Finish	The silky, matte appearance of Arcana is further enhanced with EasyClean™ Stain Resistance for easier cleanup of spills and a non-slip surface.


PRODUCT SPECIFICATIONS



23 ⁷/₈ x 23 ⁷/₈ x 2"
600 x 600 x 50mm
SPECIAL ORDER



17 ⁷/₈ x 23 ⁷/₈ x 2"
450 x 600 x 50mm



X & T Slab Spacers

- 250 per bag
- X & T bagged separately
- T spacers 2" x 1"
- X spacers 2" x 2"



EDGE DETAILS



MICRO BEVEL

Unilock recommends using slab spacers when installing Arcana on an open grade surface. "T" spacers are needed for running bond patterns. "X" spacers are needed for stack bond patterns. Please contact your Unilock Territory Manager for more information.

*Colour selection should be chosen from actual samples.

TECHNICAL INFORMATION

ASTM C 936 Standard Specifications for Solid Concrete Interlocking Paving Units

Conforms to:

- C140 for Absorption 5% avg - 7% max
- Compressive Strength > 7,200 PSI avg.
- C67 for Freeze-thaw Durability
- C418 for Abrasion Durability
- Dimensional Accuracy **+/- 3 mm**

Test results available upon request

Meets the U.S. Architectural & Transportation Barrier Compliance Board Slip-Resistance Surfaces Advisory Guidelines

TECHNICAL ADVANTAGES

ENDURACOLOR™

Refined surface and long-lasting colour

Enhanced surface appearance



Factory sealed to provide integral surface protection from stains

PEDESTRIAN FRIENDLY

Not recommended for vehicular loads

PRODUCT DATA

Stones & Bundling	Unit	SqFt Per				Per Bundle		Soldier LnFt Per			Sailor LnFt per			Units Per			Lbs Per		
	Thickness	Bundle	Layer	Section	Stone	Layers	Sections	Unit	Section	Bundle	Unit	Section	Bundle	SqFt	Layer	Bundle	Layer	Section	Bundle
Chicago Manufacturing / Stocked in Ayr																			
23 7/8 x 23 7/8 x 2"	2" (50mm)	72	-	-	4	18	-	-	-	-	-	-	-	0.25	1	18	-	-	1,728
17 7/8 x 23 7/8 x 2"	2" (50mm)	54	6	-	3	18	-	-	-	-	-	-	-	-	1	18	144	-	1,296

Notes: Product sold in full bundles only on a refundable skid. All measurements are nominal. Unilock recommends that you do not use a plate tamper to compact. Dead blow or roller tamper only. For more information, samples or custom options, please contact your Unilock Territory Manager or call 1-800-UNILOCK.

APPLICATIONS



Pedestrian



Roof Deck



*Wall pairing suggestion- U-CARA™

RECOMMENDED SANDS



Easy Eco-Fine

Pedestrian Applications only

- | Ready-mixed
- | Manufactured from 98% natural, recycled or renewable raw materials
- | Highly water-permeable (min. 1 hr)
- | Resin-film free finish
- | Resistant to ants and weeds
- | Pressure washer safe
- | Three colours: Neutral, Stone Grey and Basalt

Coverage:

Colour	5mm Joints
Neutral, Stone Grey and Basalt 27.5 lb bucket	55 sqft / 27.5 lb bucket



Gator G2 MAXX Sand

- | Setting time - 15 mins
- | Sets above 32° F/ 0° C
- | Can be applied if rain is expected (min. 1 hr)
- | Dust free and haze free
- | Requires only one watering
- | Four colours: Beige, Grey, Black and Ivory

Coverage:

Colour	Narrow Joints	Wide Joints
Beige, Grey, Ivory 50 lb bag	65-85 sqft	22-42 sqft
Black 50 lb bag	58-76 sqft	20-38 sqft

RECOMMENDED SEALER



Gator Hybrid Low Gloss + Colour Enhancer

- | Water-based
- | Low gloss finish
- | Vibrant Colour Enhancer
- | Rain safe after 24 hours

Coverage:

Size	Area
3.78 L / 1 U.S. gal.	200 sqft
18.9 L. / 5.28 U.S. gal.	1,000 sqft

*Please refer to Sands & Sealers on pages 184-187 for more detailed information

BEACON HILL™ SMOOTH SLAB

ENDURACOLOR™



FOSSIL **NEW**



GRANITE MIST




OPAL BLEND

PRODUCT ATTRIBUTES

Visual Appearance	Beacon Hill™ Smooth offers a smooth surface texture for a sleek, modern look with a contemporary colour palette.
Finish	Smooth with Enduracolor finish.

PRODUCT SPECIFICATIONS



SLAB
22⁷/₁₆ x 37³/₈ x 2³/₈"
570 x 950 x 60mm

EDGE DETAILS



ROUNDED EDGE

*Colour selection should be chosen from actual samples.

METRO SLAB™

CLASSIC



LIMESTONE



MIDNIGHT CHARCOAL




SANDSTONE

PRODUCT ATTRIBUTES


Visual Appearance	A budget-friendly option for patios, walkways and pool decks where a large size slab is preferred, Available in grey, black and tan tones, this 15" x 30" unit creates a clean, modern look.
Finish	Smooth, classic finish.

PRODUCT SPECIFICATIONS



15 x 30 x 2⅜"
380 x 760 x 60mm

EDGE DETAILS



ROUNDED EDGE

*Colour selection should be chosen from actual samples.

TECHNICAL INFORMATION

ASTM C 936 Standard Specifications for Solid Concrete Interlocking Paving Units

Conforms to:

- C140 for Absorption 5% avg - 7% max
- Compressive Strength > 7,200 PSI avg.
- C67 for Freeze-thaw Durability
- C418 for Abrasion Durability
- Dimensional Accuracy **+/- 3mm**

Test results available upon request

Meets the U.S. Architectural & Transportation Barrier Compliance Board Slip-Resistance Surfaces Advisory Guidelines

TECHNICAL ADVANTAGES

CLASSIC

These products utilize a traditional product mix of large and small aggregates that's consistent from top to bottom with colour mixed throughout

ClassicCoat

Factory sealed to protect surface texture and colour

PEDESTRIAN FRIENDLY

Not recommended for vehicular loads

PRODUCT DATA

Stones & Bundling	Unit	SqFt Per				Per Bundle		Soldier LnFt Per			Sailor LnFt per			Units Per			Lbs Per		
	Thickness	Bundle	Layer	Section	Stone	Layers	Sections	Unit	Layer	Bundle	Unit	Layer	Bundle	SqFt	Section	Bundle	Layer	Section	Bundle
Ayr Manufacturing																			
15" x 30"	2 3/8" (60mm)	54.50	9.08	-	3.03	6	-	1.25	-	22.44	2.50	-	44.08	0.33	-	18	249	-	1,496

Notes: Sold in full bundles only on a refundable skid. Metro Slab 60mm is not suitable for vehicular applications. All measurements are nominal.

Important: A urethane rubber paver mat must be used to prevent scuffing. For more information, samples or custom options, please contact your Unilock Territory Manager or call 1-800-UNILOCK.

APPLICATIONS



Pedestrian



Borders and Accents



*Wall pairing suggestion- U-CARA® Wall or Lineo™ Dimensional Stone

RECOMMENDED SANDS



Romex® Fugensand

Suitable for Pedestrian, Vehicular and Heavy Duty Vehicular applications

- Manufactured from natural, raw materials
- Quick application
- Self-repairing properties
- Suitable for all load classes
- No cement haze/residue due to natural polymer binder
- Three colours: Natural, Stone Grey and Basalt

Coverage:

Colour	5-6mm Joints
Neutral, Stone Grey, Basalt 1 L / 5 gal	50-150 sqft / 55 lb bag



Romex® D7000 Joint Strengthener & Surface Sealer

Suitable for Pedestrian, Vehicular and Heavy Duty Vehicular applications

- All-in-one strengthener & sealer
- Eco-Friendly
- Protects against dirt, oil, corrosion from climate exposure, de-icing salts
- Protects against weed growth and wash outs

Coverage:

Colour	3-4mm Joints
Neutral, Stone Grey, Basalt 55 lb bag / 1 kg can	50-150 sqft / 55 lb mix



Gator G2 Super Sand

- Rain safe after 15 mins
- Sets above 32° F/ 0° C
- Can be used for joints up to a max of 2"
- Dust free and haze free
- Requires only one watering
- Two colours: Beige, Slate Grey

Coverage:

Colour	Narrow Joints	Wide Joints
Beige, Slate Grey 50 lb bag	65-85 sqft	22-42 sqft

RECOMMENDED SEALER



Gator Natural Look Sealer

- Water-based
- Zero gloss finish
- Multi purpose
- Rain safe after 24 hours

Coverage:

Size	Area
3.78 L / 1 U.S. gal.	175 sqft
18.9 L. / 5.28 U.S. gal.	875 sqft

*Please refer to Sands & Sealers on pages 184-187 for more detailed information

PROMENADE™ PLANK SLAB

ENDURACOLOR™



OPAL BLEND *SMOOTH FINISH*




STEEL GREY BLEND *SMOOTH FINISH*




GRANITE BLEND *IL CAMPO® FINISH*



LIGHT GREY *IL CAMPO® FINISH*



DARK CHARCOAL *IL CAMPO® FINISH*



BLACK GRANITE *SERIES™ FINISH*

PRODUCT ATTRIBUTES

Visual Appearance	Long and narrow design facilitates a linear laying pattern resulting in a finished and sleek appearance to complement current architectural design trends, leaving no compromise on style for heavy-duty functionality.
Finish	Available in a variety of Unilock Select finishes such as Il Campo®, Series™ (Stock) and Umbriano® (Custom), to name a few.

PRODUCT SPECIFICATIONS



8 x 24 x 4"
200 x 600 x 100mm

EDGE DETAILS



ROUNDED EDGE

LAYING PATTERNS



PROMENADE PLANK PAVER A 8X24
100% 8x24

*Colour selection should be chosen from actual samples.

TECHNICAL INFORMATION

ASTM C 936 Standard Specifications for Solid Concrete Interlocking Paving Units

Conforms to:

- C140 for Absorption 5% avg - 7% max
- Compressive Strength > 7,200 PSI avg.
- C67 for Freeze-thaw Durability
- C418 for Abrasion Durability
- Dimensional Accuracy **+/- 3mm**

Test results available upon request

Meets the U.S. Architectural & Transportation Barrier Compliance Board Slip-Resistance Surfaces Advisory Guidelines

TECHNICAL ADVANTAGES

ENDURACOLOR™

Refined surface and long-lasting colour

DRIVE FRIENDLY

Can handle vehicular loads

Ask about our base stabilization system

IL CAMPO FINISH

Graphically interesting etched lines

SERIES FINISH

Granite, Quartz and Marble surface materials

PRODUCT DATA

	Unit	SqFt Per				Per Bundle		Soldier LnFt Per			Sailor LnFt per			Units Per			Lbs Per		
Stones & Bundling	Thickness	Bundle	Layer	Section	Stone	Layers	Sections	Unit	Layer	Bundle	Unit	Layer	Bundle	SqFt	Section	Bundle	Layer	Section	Bundle
Georgetown Manufacturing																			
8" x 24"	4" (100mm)	51.67	10.33	-	1.29	5	-	0.66	-	26.20	1.97	-	78.70	0.77	-	40	478	-	2,391

Notes: Sold in full bundles only on a refundable skid. **Important: A urethane rubber paver mat must be used to prevent scuffing.** All measurements are nominal. For more information, samples or custom options, please contact your Unilock Territory Manager or call 1-800-UNILOCK.

APPLICATIONS



Pedestrian



Residential Vehicular



Borders and Accents



*Wall pairing suggestion- U-CARA® Wall or Lineo™ Dimensional Stone

SOLAR REFLECTIVE INDEX (SRI) TESTING DETAILS

Product	Solar Reflectance	SRI
Opal Blend	0.32	34 

LEED INFORMATION

Materials & Resources: LEED V4:

Building Product Disclosure and Optimization

Sourcing of Raw Materials - Sourcing of Raw Materials and Extraction • **1 point**

Sourcing of Raw Materials - Leadership Extraction Practices • **1 point**

Material Ingredient Reporting - Material Ingredient Reporting • **1 point**

Material Ingredient Reporting - Material Ingredient Optimization • **1 point**

Environmental Product Declaration • **1 point**

RECOMMENDED SANDS



Romex® Fugensand

Suitable for Pedestrian, Vehicular and Heavy Duty Vehicular applications

- Manufactured from natural, raw materials
- Quick application
- Self-repairing properties
- Suitable for all load classes
- No cement haze/residue due to natural polymer binder
- Three colours: Natural, Stone Grey and Basalt

Coverage:

Colour	3mm Joints
Neutral, Stone Grey, Basalt 1 L / 5 gal	110 sqft / 55 lb bag 750 sqft / 5 gal drum



Romex® D7000 Joint Strengthener & Surface Sealer

Suitable for Pedestrian, Vehicular and Heavy Duty Vehicular applications

- All-in-one strengthener & sealer
- Eco-Friendly
- Protects against dirt, oil, corrosion from climate exposure, de-icing salts
- Protects against weed growth and wash outs

Coverage:

Colour	3mm Joints
Neutral, Stone Grey, Basalt 55 lb bag / 1 kg can	110 sqft / 55 lb bag 750 sqft / 5 gal drum



Gator G2 MAXX Sand

- Setting time - 15 mins
- Sets above 32° F/ 0° C
- Can be applied if rain is expected (min. 1 hr)
- Dust free and haze free
- Requires only one watering
- Four colours: Beige, Grey, Black and Ivory

Coverage:

Colour	Narrow Joints	Wide Joints
Beige, Grey, Ivory 50 lb bag	65-85 sqft	22-42 sqft
Black 50 lb bag	58-76 sqft	20-38 sqft

RECOMMENDED SEALER



Gator Hybrid Low Gloss + Colour Enhancer

- Water-based
- Low gloss finish
- Vibrant Colour Enhancer
- Rain safe after 24 hours

Coverage:

Size	Area
3.78 L / 1 U.S. gal.	200 sqft
18.9 L. / 5.28 U.S. gal.	1,000 sqft

*Please refer to Sands & Sealers on pages 184-187 for more detailed information

REVELA™ SLAB

ENDURACOLOR™



MICA GREY



PEWTER



METALLIC GREY



SAVANNAH

PRODUCT ATTRIBUTES


Visual Appearance	Large size slab with a unique textured finish to complement current architectural design trends.
Finish	Shotblasted.

PRODUCT SPECIFICATIONS




SLAB
21 x 35 x 2⅜"
540 x 890 x 60mm

EDGE DETAILS



ROUNDED EDGE

LAYING PATTERNS



Pattern 24x24_SB_A



Pattern 24x24_RB_B

*Colour selection should be chosen from actual samples.

TECHNICAL INFORMATION

ASTM C 936 Standard Specifications for Solid Concrete Interlocking Paving Units

Conforms to:

- C140 for Absorption 5% avg - 7% max
- Compressive Strength > 7,200 PSI avg.
- C67 for Freeze-thaw Durability
- C418 for Abrasion Durability
- Dimensional Accuracy **+/- 3mm**

Test results available upon request

Meets the U.S. Architectural & Transportation Barrier Compliance Board Slip-Resistance Surfaces Advisory Guidelines

TECHNICAL ADVANTAGES

ENDURACOLOR™

Refined surface and long-lasting colour

Enhanced surface appearance

PEDESTRIAN FRIENDLY

Not recommended for vehicular loads

PRODUCT DATA

Stones & Bundling	Unit	SqFt Per				Per Bundle		Soldier LnFt Per			Sailor LnFt per			Units Per			Lbs Per		
	Thickness	Bundle	Layer	Section	Stone	Layers	Section	Unit	Section	Bundle	Unit	Section	Bundle	SqFt	Section	Bundle	Layer	Section	Bundle
Georgetown Manufacturing																			
21" x 35"	2 3/8" (60mm)	62.78	10.46	-	5.23	6	-	1.77	-	21.24	2.91	-	35.46	0.19	-	12	287	-	1,723

Notes: Sold in full bundles only on a refundable skid. **Important: A urethane rubber paver mat must be used to prevent scuffing.** All measurements are nominal. For more information, samples or custom options, please contact your Unilock Territory Manager or call 1-800-UNILOCK.

APPLICATIONS



Pedestrian



Roof Deck



*Wall pairing suggestion- U-CARA® Wall or Lineo™ Dimensional Stone

RECOMMENDED SANDS



Romex® Pure Patio

Pedestrian Applications only

- Resin film-free
- Highly water permeable
- Resistant to ants, weeds, de-icing salts
- Pressure washer safe
- Ideal for joint widths from 5mm (1/4")
- Ideal for Residential patios and walkways
- Three colours: Neutral, Stone Grey and Basalt

Coverage:

Colour	5-6mm Joints
Neutral, Stone Grey, Basalt 55 lb bag / 1 kg can	45 sqft / 55 lb mix



Gator G2 MAXX Sand

- Setting time - 15 mins
- Sets above 32° F/ 0° C
- Can be applied if rain is expected (min. 1 hr)
- Dust free and haze free
- Requires only one watering
- Four colours: Beige, Grey, Black and Ivory

Coverage:

Colour	Narrow Joints	Wide Joints
Beige, Grey, Ivory 50 lb bag	65-85 sqft	22-42 sqft
Black 50 lb bag	58-76 sqft	20-38 sqft

RECOMMENDED SEALER



Gator Hybrid Low Gloss + Colour Enhancer

- Water-based
- Low gloss finish
- Vibrant Colour Enhancer
- Rain safe after 24 hours

Coverage:


Size	Area
3.78 L / 1 U.S. gal.	200 sqft
18.9 L. / 5.28 U.S. gal.	1,000 sqft

*Please refer to Sands & Sealers on pages 184-187 for more detailed information


RICHCLIFF® SLAB



NEW FOR 2022
Exclusive to **UNILOCK**



DAWN MIST



SMOKE SHALE

PRODUCT ATTRIBUTES

Visual Appearance	Inspired by the texture of natural cut flagstone. Finished projects will have a completely random, and natural appearance.
Finish	Flagstone finish. Realta™ Technology provides realistic texture cast from natural stone.

PRODUCT SPECIFICATIONS




SLAB **NEW**

36 x 12 x 2³/₄"

900x 300 x 70mm

EDGE DETAILS



ROUNDED EDGE

*Colour selection should be chosen from actual samples.

TECHNICAL INFORMATION

ASTM C 936 Standard Specifications for Solid Concrete Interlocking Paving Units

Conforms to:

- C140 for Absorption 5% avg - 7% max
- Compressive Strength > 7,200 PSI avg.
- C67 for Freeze-thaw Durability
- C418 for Abrasion Durability
- Dimensional Accuracy **+/- 3 mm**

Test results available upon request

Meets the U.S. Architectural & Transportation Barrier Compliance Board Slip-Resistance Surfaces Advisory Guidelines

LEED INFORMATION

Materials & Resources: LEED V4:

Building Product Disclosure and Optimization

Sourcing of Raw Materials - Sourcing of Raw Materials and Extraction • **1 point**

Sourcing of Raw Materials - Leadership Extraction Practices • **1 point**

Material Ingredient Reporting - Material Ingredient Reporting • **1 point**

Material Ingredient Reporting - Material Ingredient Optimization • **1 point**

Environmental Product Declaration • **1 point**

TECHNICAL ADVANTAGES



Deep rich colours and unique textures

REALA™

Cast from natural stone

ULTIMA™

Up to 4x stronger than poured-in-place concrete

PEDESTRIAN FRIENDLY

Not recommended for vehicular loads

PRODUCT DATA

Stones & Bundling	Unit	SqFt Per				Per Bundle		Soldier LnFt Per			Sailor LnFt per			Units Per			Lbs Per		
	Thickness	Bundle	Layer	Section	Stone	Layers	Section	Unit	Section	Bundle	Unit	Section	Bundle	SqFt	Layer	Bundle	Layer	Section	Bundle
Georgetown Manufacturing																			
Slab	2 3/4" (70mm)	69.75	8.72	-	2.90	8	-	-	-	-	-	-	-	0.34	3	24	295	-	2,360

Notes: Sold as full bundles only on a refundable skid. All measurements are nominal. **Important: A urethane rubber paver mat must be used to prevent scuffing.** For more information, samples or custom options, please contact your Unilock Territory Manager or call 1-800-UNILOCK.

APPLICATIONS



Pedestrian



*Wall pairing suggestion- Lineo™ Dimensional Stone

RECOMMENDED SANDS



Romex® Pure Patio

Pedestrian Applications only

- Resin film-free
- Highly water permeable
- Resistant to ants, weeds, de-icing salts
- Pressure washer safe
- Ideal for joint widths from 5mm (1/4")
- Ideal for Residential patios and walkways
- Three colours: Neutral, Stone Grey and Basalt

Coverage:

Colour	5-6mm Joints
Neutral, Stone Grey, Basalt 55 lb bag / 1 kg can	45 sqft / 55 lb mix



Gator G2 MAXX Sand

- Setting time - 15 mins
- Sets above 32° F/ 0° C
- Can be applied if rain is expected (min. 1 hr)
- Dust free and haze free
- Requires only one watering
- Four colours: Beige, Grey, Black and Ivory

Coverage:

Colour	Narrow Joints	Wide Joints
Beige, Grey, Ivory 50 lb bag	65-85 sqft	22-42 sqft
Black 50 lb bag	58-76 sqft	20-38 sqft

*Please refer to Sands & Sealers on pages 184-187 for more detailed information

SORENO™ SLAB

ENDURACOLOR™

NEW FOR 2022



LIGHT GRANITE



TOSCANA BEIGE

PRODUCT ATTRIBUTES

Visual Appearance	Smooth and elegant in appearance for a sleek and modern look
Finish	Flamed-like texture made of fine-grained, natural stone grit.

PRODUCT SPECIFICATIONS



SLAB
16 x 32 x 2”
400 x 800 x 50mm

EDGE DETAILS



ROUNDED EDGE

*Colour selection should be chosen from actual samples.

TECHNICAL INFORMATION

ASTM C 936 Standard Specifications for Solid Concrete Interlocking Paving Units

Conforms to:

- C140 for Absorption 5% avg - 7% max
- Compressive Strength > 7,200 PSI avg.
- C67 for Freeze-thaw Durability
- C418 for Abrasion Durability
- Dimensional Accuracy **+/- 3mm**

Test results available upon request

Meets the U.S. Architectural & Transportation Barrier Compliance Board Slip-Resistance Surfaces Advisory Guidelines

TECHNICAL ADVANTAGES

ENDURACOLOR™

Refined surface and long-lasting colour



Factory sealed to provide integral surface protection from stains

LEED INFORMATION

Materials & Resources: LEED V4:

Building Product Disclosure and Optimization

Sourcing of Raw Materials - Sourcing of Raw Materials and Extraction • **1 point**

Sourcing of Raw Materials - Leadership Extraction Practices • **1 point**

Material Ingredient Reporting - Material Ingredient Reporting • **1 point**

Material Ingredient Reporting - Material Ingredient Optimization • **1 point**

Environmental Product Declaration • **1 point**

PRODUCT DATA

Stones & Bundling	Unit	SqFt Per				Per Bundle		Soldier LnFt Per			Sailor LnFt per			Units Per			Lbs Per		
	Thickness	Bundle	Layer	Section	Stone	Layers	Section	Unit	Section	Bundle	Unit	Section	Bundle	SqFt	Layer	Bundle	Layer	Section	Bundle
Georgetown Manufacturing																			
16 x 32"	2" (50mm)	64.27	7.14	-	3.57	18	-	1.34	-	24.04	2.67	-	48.13	0.28	1	18	164.78	-	1,483

Notes: Sold in full bundles only on a refundable skid. **Important: A urethane rubber paver mat must be used to prevent scuffing.** All measurements are nominal. For more information, samples or custom options, please contact your Unilock Territory Manager or call 1-800-UNILOCK.

APPLICATIONS



Pedestrian



Roof Deck



*Wall pairing suggestion- U-CARA® Wall or Lineo™ Dimensional Stone

RECOMMENDED SANDS



Romex® Fugensand

Suitable for Pedestrian, Vehicular and Heavy Duty Vehicular applications

- Manufactured from natural, raw materials
- Quick application
- Self-repairing properties
- Suitable for all load classes
- No cement haze/residue due to natural polymer binder
- Three colours: Natural, Stone Grey and Basalt

Coverage:

Colour	3mm Joints
Neutral, Stone Grey, Basalt 1 L / 5 gal	110 sqft / 55 lb bag 750 sqft / 5 gal drum



Romex® D7000 Joint Strengthener & Surface Sealer

Suitable for Pedestrian, Vehicular and Heavy Duty Vehicular applications

- All-in-one strengthener & sealer
- Eco-Friendly
- Protects against dirt, oil, corrosion from climate exposure, de-icing salts
- Protects against weed growth and wash outs

Coverage:

Colour	3mm Joints
Neutral, Stone Grey, Basalt 55 lb bag / 1 kg can	110 sqft / 55 lb bag 750 sqft / 5 gal drum



Gator G2 MAXX Sand

- Setting time - 15 mins
- Sets above 32° F/ 0° C
- Can be applied if rain is expected (min. 1 hr)
- Dust free and haze free
- Requires only one watering
- Four colours: Beige, Grey, Black and Ivory

Coverage:

Colour	Narrow Joints	Wide Joints
Beige, Grey, Ivory 50 lb bag	65-85 sqft	22-42 sqft
Black 50 lb bag	58-76 sqft	20-38 sqft

RECOMMENDED SEALER



Gator Hybrid Low Gloss + Colour Enhancer

- Water-based
- Low gloss finish
- Vibrant Colour Enhancer
- Rain safe after 24 hours

Coverage:

Size	Area
3.78 L / 1 U.S. gal.	200 sqft
18.9 L. / 5.28 U.S. gal.	1,000 sqft

*Please refer to Sands & Sealers on pages 184-187 for more detailed information

98

UMBRIANO® SLAB

ENDURACOLOR™

Exclusive to **UNILOCK**




FRENCH GREY



GRENADA WHITE **NEW**



SUMMER WHEAT



MIDNIGHT SKY *ONLY AVAILABLE IN 8X24 70MM*



WINTER MARVEL

PRODUCT ATTRIBUTES

Visual Appearance	Granite-like surface appearance.
Finish	Subtly mottled colour and finish. Factory sealed to provide integral surface protection from stains.

PRODUCT SPECIFICATIONS



21 x 35 x 2 3/8"
540 x 890 x 60mm



8 x 24 x 2 3/4"
200 x 600 x 70mm



12 x 24 x 2 3/4"
300 x 600 x 70mm



24 x 24 x 2 3/4"
600 x 600 x 70mm



18 x 36 x 4"
450 x 900 x 100mm



36 x 36 x 4"
900 x 900 x 100mm

EDGE DETAILS



ROUNDED EDGE
100mm



ZERO BEVEL EDGE
60mm, 70mm &
80mm

*Colour selection should be chosen from actual samples.

TECHNICAL INFORMATION

ASTM C936 Standard Specifications for Solid Concrete Interlocking Paving Units

Conforms to:

- C140 for Absorption 5% avg - 7% max
- Compressive Strength > 7,200 PSI avg.
- C67 for Freeze-thaw Durability
- C418 for Abrasion Durability
- Dimensional Accuracy **+/- 3 mm**

Test results available upon request

Meets the U.S. Architectural & Transportation Barrier Compliance Board Slip-Resistance Surfaces Advisory Guidelines

TECHNICAL ADVANTAGES

ENDURACOLOR™

Refined surface and long-lasting colour



Factory sealed to provide integral surface protection from stains

COLORFUSION™

Subtly mottled colour finish

PEDESTRIAN FRIENDLY

Not recommended for vehicular loads

PRODUCT DATA

Stones & Bundling	Unit	SqFt Per				Per Bundle		Soldier LnFt Per			Sailor LnFt per			Units Per			Lbs Per		
	Thickness	Bundle	Layer	Section	Stone	Layers	Sections	Unit	Layer	Bundle	Unit	Layer	Bundle	SqFt	Layer	Bundle	Layer	Section	Bundle
Georgetown Manufacturing																			
21" x 35"	2 3/8" (60mm)	62.76	10.46	-	-	6	-	1.77	-	21.26	2.95	-	35.43	0.19	2	12	287	-	1,722
8" x 24"	2 3/4" (70mm)	82.67	10.33	-	1,29	8	-	0.66	-	42.00	1.97	-	126.00	0.77	-	64	331	-	2,647
12" x 24"	2 3/4" (70mm)	93.00	11.63	-	1,94	8	-	0.98	-	47.20	1.97	-	94.50	0.52	-	48	393	-	3,142
24" x 24"	2 3/4" (70mm)	62.00	7.75	-	3.88	8	-	1.97	-	31.50	1.97	-	31.50	0.26	-	16	258	-	2,062
36" x 36"	4" (100mm)	43.59	8.72	-	8.72	5	-	2.95	-	14.80	2.95	-	14.80	-	1	5	-	-	1,994
18" x 36"	4" (100mm)	43.59	8.72	-	4.36	5	-	1.48	-	14.80	2.95	-	29.50	-	2	10	-	-	1,994

Notes: **24" and 60mm Random products are not intended for vehicular applications.** All measurements are nominal. **Sold in full bundles only** on a refundable skid. **Important: A urethane rubber paver mat must be used to prevent scuffing.** For more information, samples or custom options, please contact your Unilock Territory Manager or call 1-800-UNILOCK.

APPLICATIONS



Pedestrian



Roof Deck



Wall pairing suggestion- U-CARA - matching colour and finish

RECOMMENDED SANDS



Easy Eco-Fine

Pedestrian Applications only

- Ready-mixed
- Manufactured from 98% natural, recycled or renewable raw materials
- Highly water-permeable (min. 1 hr)
- Resin-film free finish
- Resistant to ants and weeds
- Pressure washer safe
- Three colours: Neutral, Stone Grey and Basalt

Coverage:

Colour	5mm Joints
Neutral, Stone Grey and Basalt 27.5 lb bucket	55 sqft / 27.5 lb bucket



Gator G2 MAXX Sand

- Setting time - 15 mins
- Sets above 32° F/ 0° C
- Can be applied if rain is expected (min. 1 hr)
- Dust free and haze free
- Requires only one watering
- Four colours: Beige, Grey, Black and Ivory

Coverage:

Colour	Narrow Joints	Wide Joints
Beige, Grey, Ivory 50 lb bag	65-85 sqft	22-42 sqft
Black 50 lb bag	58-76 sqft	20-38 sqft

RECOMMENDED SEALER



Gator Hybrid Low Gloss + Colour Enhancer

- Water-based
- Low gloss finish
- Vibrant Colour Enhancer
- Rain safe after 24 hours

Coverage:

Size	Area
3.78 L / 1 U.S. gal.	200 sqft
18.9 L. / 5.28 U.S. gal.	1,000 sqft

*Please refer to Sands & Sealers on pages 184-187 for more detailed information

UNILOCK

SOLAR REFLECTIVE INDEX (SRI) TESTING DETAILS

Product	Solar Reflectance	SRI
Cream (custom)	0.45	52
Grenada White	0.45	52
Summer Wheat	0.42	48
Winter Marvel	0.35	38

LEED INFORMATION

Rainwater Management: LEED V4:

- Up to three points can be achieved for retaining rainwater onsite based on the percentile kept
- 85% (zero lot line projects only) - 3 points, 95% - 2 points and 98% - 3 points. (All except Healthcare - subtract one point) See LEED v4 for more specific project/site details.

Materials and Resources: LEED V4:

Building Product Disclosure and Optimization

Sourcing of Raw Materials - Sourcing of Raw Materials and Extraction • **1 point**

Sourcing of Raw Materials - Leadership Extraction Practices • **1 point**

Material Ingredient Reporting - Material Ingredient Reporting • **1 point**

Material Ingredient Reporting - Material Ingredient Optimization • **1 point**


Environmental Product Declaration • **1 point**

NATURAL STONE

TUSCAN BUCINE BLUESTONE - SANDSTONE



Exclusive to **UNILOCK**



FLAMED SANDSTONE


PRODUCT ATTRIBUTES

Stone Type	Fine Grained Sedimentary Sandstone
Visual Appearance	Uniform Grey colour sandstone, flamed finish
Origin	Tuscany, Italy
Generic Stone Name	Pietra Extra Dura del Bucine
Age	Paleozoic (Carboniferous) 300 million years old
Finish	Sawn 6 sides, Flamed


PRODUCT SPECIFICATIONS



12 x 24 x 1½"
300 x 600 x 38mm



24 x 24 x 1½"
600 x 600 x 38mm



24 x 36 x 1½"
600 x 900 x 38mm



COPING
14 x 48 x 2"
356 x 1200 x 50mm
See Steps, Treads & Coping section page 159 for more details



PILLAR CAP
24 x 24 x 2"
600 x 600 x 50mm
See Steps, Treads & Coping section page 159 for more details



24 x 48 x 6"
600 x 1200 x 150mm
See Steps, Treads & Coping section page 167 for more details



U-CARA 6" FASCIA PANEL NEW
6 x 9¼ x 2¾"
150 x 233 x 60mm
See Retaining Walls & Vertical Features section page 144 for more details

*Colour selection should be chosen from actual samples.

LEED TESTING DETAILS

Testing Details	Mean
Water Absorbancy	1.09%
Apparent Density	2660 Kg/m ³
Compressive Strength	133 Mpa
Modulus of Rupture	19.5 Mpa (17.3%)
Slip Resistance (When Wet)	69 SRV

TECHNICAL ADVANTAGES

PEDESTRIAN FRIENDLY

Not recommended for vehicular loads

PRODUCT DATA

Stones & Bundling	Unit Thickness	SqFt/ Crate	SqFt/ Stone	Units/ SqFt	Units/ Crates	Lbs/ Unit	Lbs/ Crate
12" x 24" (300 x 600mm)	1 1/2" (38mm)	168.00	2	0.50	84	24	2,016
24" x 24" (600 x 600mm)	1 1/2" (38mm)	176.00	4	0.25	44	48	2,112
24" x 36" (600 x 900mm)	1 1/2" (38mm)	168.00	6	0.17	28	72	2,016

For more information, samples or custom options, please contact your Unilock Territory Manager or call 1-800-UNILOCK.

**All Natural Stone is being stocked at our Barrie location.*


APPLICATIONS



Pedestrian



Roof Deck



*Contact your Unilock Territory Manager for installation best practices or visit unilock.com and refer to Natural Stone- Installation Guidelines.

commercial.unilock.com/download/documents/technical-guides/

RECOMMENDED SANDS



Easy Eco-Fine

Pedestrian Applications only

- Ready-mixed
- Manufactured from 98% natural, recycled or renewable raw materials
- Highly water-permeable (min. 1 hr)
- Resin-film free finish
- Resistant to ants and weeds
- Pressure washer safe
- Three colours: Neutral, Stone Grey and Basalt

Coverage:

Colour	3 - 5mm Joints
Neutral, Stone Grey and Basalt 27.5 lb bucket	55 sqft / 27.5 lb bucket



Gator G2 MAXX Sand

- Setting time - 15 mins
- Sets above 32° F/ 0° C
- Can be applied if rain is expected (min. 1 hr)
- Dust free and haze free
- Requires only one watering
- Four colours: Beige, Grey, Black and Ivory

Coverage:

Colour	Narrow Joints	Wide Joints
Beige, Grey, Ivory 50 lb bag	65-85 sqft	22-42 sqft
Black 50 lb bag	58-76 sqft	20-38 sqft

RECOMMENDED GROUTS



Ardex X32 Microtec (Thick bed mortar)

- Mix with water only- easy to mix & apply
- Fast setting-grout tiles in 3 hours
- Ideal for moisture-sensitive stone
- Excellent sag resistance
- Coverage 40-80 sqft per bag, depending on size of trowel



Ardex X90 Microtec (Thin bed mortar)

- Highest levels
- Fast setting-grout tiles in 3 hours
- Ideal for moisture-sensitive stone
- Excellent sag resistance
- Coverage 40-80 sqft per bag, depending on size of trowel

RECOMMENDED SEALERS



Unicare Natural Stone Matte Sealer

- For porous stones, natural stone only
- No change of colour
- No surface coating, sheen or shine at all
- Riven Sandstone & Smooth Sandstone
- Coverage 6 m²/L depending on dilution



Unicare Natural Stone Colour Enhancer Sealer

- Colour enhancement for porous stones, natural stone only
- Breathable and easy to apply
- No surface coating, sheen or shine at all
- Riven Sandstone & Smooth Sandstone
- Coverage 6 m²/L depending on dilution

*Please refer to Sands & Sealers on pages 184-188 for more detailed information

UNILOCK

NATURAL STONE

BLACK RIVER - LIMESTONE



BLACK RIVER - LIMESTONE

PRODUCT ATTRIBUTES

Stone Type	Very Fine Grained Sedimentary Limestone
Visual Appearance	Predominantly charcoal grey to black
Origin	Kurnool, India
Generic Stone Name	Kadapha Black
Age	Neoproterozoic (Precambrian) 550 million years old
Finish	Naturally split, edge dressed & calibrated

PRODUCT SPECIFICATIONS



12 x 24 x 7/8"
300 x 600 x 22mm

24 x 24 x 7/8"
600 x 600 x 22mm

24 x 36 x 7/8"
600 x 900 x 22mm

LEED TESTING DETAILS

Testing Details	Mean
Water Absorbancy	0.1%
Apparent Density	2699.27 kg/m ³
Flextural Strength (when dry)	45.23 MPa
Flextural Strength (when wet)	46.47 MPa
Abrasion resistance	TBA
Slip Resistance (When Wet)	65

SOLAR REFLECTIVE INDEX (SRI) TESTING DETAILS

Product	Solar Reflectance	Solar Absorptance	Thermal Emittance
Black River	0.08	0.92	0.90

*Colour selection should be chosen from actual samples.

TECHNICAL ADVANTAGES

PEDESTRIAN FRIENDLY

Not recommended for vehicular loads

PRODUCT DATA

Sandstone and Limestone Slab

Stones & Bundling	Unit Thickness	SqFt/ Crate	SqFt/ Stone	Units/ SqFt	Units/ Crate	Lbs/ Unit	Lbs/ Crate
12" x 24" (300 x 600mm)	0.87" (22mm)	180	2	0.50	90	23.88	2,149.20
24" x 24" (600 x 600mm)	0.87" (22mm)	160	4	0.25	40	47.76	1,910.40
24" x 36" (600 x 900mm)	0.87" (22mm)	180	6	0.16667	30	71.64	2,149.20

For more information, samples or custom options, please contact your Unilock Territory Manager or call 1-800-UNILOCK.

**All Natural Stone is being stocked at our Barrie location.*


APPLICATIONS



Pedestrian



Roof Deck



*Contact your Unilock Territory Manager for installation best practices or visit unilock.com and refer to Natural Stone- Installation Guidelines.

commercial.unilock.com/download/documents/technical-guides/

RECOMMENDED SANDS



Easy Eco-Fine

Pedestrian Applications only

- Ready-mixed
- Manufactured from 98% natural, recycled or renewable raw materials
- Highly water-permeable (min. 1 hr)
- Resin-film free finish
- Resistant to ants and weeds
- Pressure washer safe
- Three colours: Neutral, Stone Grey and Basalt

Coverage:

Colour	3 - 5mm Joints
Neutral, Stone Grey and Basalt	55 sqft / 27.5 lb bucket



Gator G2 MAXX Sand

- Setting time - 15 mins
- Sets above 32° F/ 0° C
- Can be applied if rain is expected (min. 1 hr)
- Dust free and haze free
- Requires only one watering
- Four colours: Beige, Grey, Black and Ivory

Coverage:

Colour	Narrow Joints	Wide Joints
Beige, Grey, Ivory	65-85 sqft	22-42 sqft
Black	58-76 sqft	20-38 sqft

RECOMMENDED GROUTS



Ardex X32 Microtec (Thick bed mortar)

- Mix with water only- easy to mix & apply
- Fast setting-grout tiles in 3 hours
- Ideal for moisture-sensitive stone
- Excellent sag resistance
- Coverage 40-80 sqft per bag, depending on size of trowel



Ardex X90 Microtec (Thin bed mortar)

- Highest levels
- Fast setting-grout tiles in 3 hours
- Ideal for moisture-sensitive stone
- Excellent sag resistance
- Coverage 40-80 sqft per bag, depending on size of trowel

RECOMMENDED SEALERS



Unicare Natural Stone Matte Sealer

- For porous stones, natural stone only
- No change of colour
- No surface coating, sheen or shine at all
- Riven Sandstone & Smooth Sandstone
- Coverage 6 m²/L depending on dilution



Unicare Natural Stone Colour Enhancer Sealer

- Colour enhancement for porous stones, natural stone only
- Breathable and easy to apply
- No surface coating, sheen or shine at all
- Riven Sandstone & Smooth Sandstone
- Coverage 6 m²/L depending on dilution

*Please refer to Sands & Sealers on pages 184-188 for more detailed information

NATURAL STONE

GREYFIELD - SANDSTONE



GREYFIELD - SANDSTONE

PRODUCT ATTRIBUTES

Stone Type	Fine Grained Sedimentary Sandstone
Visual Appearance	Soft grey with gentle veining
Origin	Rajasthan, India
Generic Stone Name	Hemnivas
Age	Neoproterozoic (Precambrian) 550 million years old
Finish	Sawn Six sides, Flamed & Diamond brushed

PRODUCT SPECIFICATIONS



12 x 24 x 7/8"

300 x 600 x 22mm

24 x 24 x 7/8"

600 x 600 x 22mm

24 x 36 x 7/8"

600 x 900 x 22mm

18" x 24" x 7/8" (22mm) is available while quantities last.

LEED TESTING DETAILS

Testing Details	Mean
Water Absorbancy	1.4%
Apparent Density	2600 kg/m³
Flextural Strength (when dry)	35.92 MPa
Flextural Strength (when wet)	27.10 MPa
Abrasion resistance	101.1%
Slip Resistance (When Wet)	0.75

SOLAR REFLECTIVE INDEX (SRI) TESTING DETAILS

Product	Solar Reflectance	Solar Absorptance	Thermal Emittance
Greyfield	0.32	0.68	0.90

*Colour selection should be chosen from actual samples.

TECHNICAL ADVANTAGES

PEDESTRIAN FRIENDLY

Not recommended for vehicular loads

PRODUCT DATA

Sandstone Slab

Stones & Bundling	Unit Thickness	SqFt/ Crate	SqFt/ Stone	Units/ SqFt	Units/ Crate	Lbs/ Unit	Lbs/ Crate
12 x 24" (300 x 600mm)	0.87" (22mm)	180	2	0.50	90	23.88	2,149
24 x 24" (600 x 600mm)	0.87" (22mm)	160	4	0.25	40	47.76	1,910.40
24 x 36" (600 x 900mm)	0.87" (22mm)	180	6	0.17	30	71.64	2,149.20

For more information, samples or custom options, please contact your Unilock Territory Manager or call 1-800-UNILOCK.

**All Natural Stone is being stocked at our Barrie location.*


APPLICATIONS



Pedestrian









Roof Deck



*Contact your Unilock Territory Manager for installation best practices or visit unilock.com and refer to Natural Stone- Installation Guidelines.


commercial.unilock.com/download/documents/technical-guides/

RECOMMENDED SANDS			RECOMMENDED GROUTS		RECOMMENDED SEALERS																
<div></div> <div>Easy Eco-Fine Pedestrian Applications only</div> <ul style="list-style-type: none">Ready-mixedManufactured from 98% natural, recycled or renewable raw materialsHighly water-permeable (min. 1 hr)Resin-film free finishResistant to ants and weedsPressure washer safeThree colours: Neutral, Stone Grey and Basalt <div>Coverage:</div> <table><tr><th>Colour</th><th>3 - 5mm Joints</th></tr><tr><td>Neutral, Stone Grey and Basalt <i>27.5 lb bucket</i></td><td>55 sqft / 27.5 lb bucket</td></tr></table>			Colour	3 - 5mm Joints	Neutral, Stone Grey and Basalt <i>27.5 lb bucket</i>	55 sqft / 27.5 lb bucket	<div></div> <div>Gator G2 MAXX Sand</div> <ul style="list-style-type: none">Setting time - 15 minsSets above 32° F/ 0° CCan be applied if rain is expected (min. 1 hr)Dust free and haze freeRequires only one wateringFour colours: Beige, Grey, Black and Ivory <div>Coverage:</div> <table><tr><th>Colour</th><th>Narrow Joints</th><th>Wide Joints</th></tr><tr><td>Beige, Grey, Ivory <i>50 lb bag</i></td><td>65-85 sqft</td><td>22-42 sqft</td></tr><tr><td>Black <i>50 lb bag</i></td><td>58-76 sqft</td><td>20-38 sqft</td></tr></table>		Colour	Narrow Joints	Wide Joints	Beige, Grey, Ivory <i>50 lb bag</i>	65-85 sqft	22-42 sqft	Black <i>50 lb bag</i>	58-76 sqft	20-38 sqft	<div></div> <div>Ardex X32 Microtec (<i>Thick bed mortar</i>)</div> <ul style="list-style-type: none">Mix with water only- easy to mix & applyFast setting-grout tiles in 3 hoursIdeal for moisture-sensitive stoneExcellent sag resistanceCoverage 40-80 sqft per bag, depending on size of trowel <div></div> <div>Ardex X90 Microtec (<i>Thin bed mortar</i>)</div> <ul style="list-style-type: none">Highest levelsFast setting-grout tiles in 3 hoursIdeal for moisture-sensitive stoneExcellent sag resistanceCoverage 40-80 sqft per bag, depending on size of trowel		<div></div> <div>Unicare Natural Stone Matte Sealer</div> <ul style="list-style-type: none">For porous stones, natural stone onlyNo change of colourNo surface coating, sheen or shine at allRiven Sandstone & Smooth SandstoneCoverage 6 m²/L depending on dilution <div></div> <div>Unicare Natural Stone Colour Enhancer Sealer</div> <ul style="list-style-type: none">Colour enhancement for porous stones, natural stone onlyBreathable and easy to applyNo surface coating, sheen or shine at allRiven Sandstone & Smooth SandstoneCoverage 6 m²/L depending on dilution	
Colour	3 - 5mm Joints																				
Neutral, Stone Grey and Basalt <i>27.5 lb bucket</i>	55 sqft / 27.5 lb bucket																				
Colour	Narrow Joints	Wide Joints																			
Beige, Grey, Ivory <i>50 lb bag</i>	65-85 sqft	22-42 sqft																			
Black <i>50 lb bag</i>	58-76 sqft	20-38 sqft																			

*Please refer to Sands & Sealers on pages 184-188 for more detailed information

NATURAL STONE

INDIAN COAST - SANDSTONE



INDIAN COAST - SANDSTONE

PRODUCT ATTRIBUTES

Stone Type	Fine Grained Sedimentary Sandstone
Visual Appearance	White & cream to light pink. Light brown veining with very faint, slightly wavy bedding lines
Origin	Rajasthan, India
Generic Stone Name	Boondi White
Age	Neoproterozoic (Precambrian) 550 million years old
Finish	Sawn Six sides, Shot Blasted & Brushed

PRODUCT SPECIFICATIONS



12 x 24 x 7/8"

300 x 600 x 22mm

24 x 24 x 7/8"

600 x 600 x 22mm

24 x 36 x 7/8"

600 x 900 x 22mm

18" x 24" x 7/8" (22mm) is available while quantities last.

LEED TESTING DETAILS

Testing Details	Mean
Water Absorbancy	1.2%
Apparent Density	2550 kg/m³
Flextural Strength (when dry)	30.96 MPa
Flextural Strength (when wet)	24.13 MPa
Abrasion resistance	116.4%
Slip Resistance (When Wet)	80

SOLAR REFLECTIVE INDEX (SRI) TESTING DETAILS

Product	Solar Reflectance	Solar Absorptance	Thermal Emittance
Indian Coast	0.48	0.52	0.90

*Colour selection should be chosen from actual samples.

TECHNICAL ADVANTAGES

PEDESTRIAN FRIENDLY

Not recommended for vehicular loads

PRODUCT DATA

Sandstone and Limestone Slab

Stones & Bundling	Unit Thickness	SqFt/ Crate	SqFt/ Stone	Units/ SqFt	Units/ Crates	Lbs/ Unit	Lbs/ Crate
12" x 24" (300 x 600mm)	0.87" (22mm)	180	2	0.50	90	23.88	2,149.20
24" x 24" (600 x 600mm)	0.87" (22mm)	160	4	0.25	40	47.76	1,910.40
24" x 36" (600 x 900mm)	0.87" (22mm)	180	6	0.17	30	71.64	2,149.20

For more information, samples or custom options, please contact your Unilock Territory Manager or call 1-800-UNILOCK.

**All Natural Stone is being stocked at our Barrie location.*

APPLICATIONS



Pedestrian




Roof Deck



*Contact your Unilock Territory Manager for installation best practices or visit unilock.com and refer to Natural Stone- Installation Guidelines.

commercial.unilock.com/download/documents/technical-guides/

RECOMMENDED SANDS




Easy Eco-Fine
Pedestrian Applications only

- Ready-mixed
- Manufactured from 98% natural, recycled or renewable raw materials
- Highly water-permeable (min. 1 hr)
- Resin-film free finish
- Resistant to ants and weeds
- Pressure washer safe
- Three colours: Neutral, Stone Grey and Basalt

Coverage:

Colour	3 - 5mm Joints
Neutral, Stone Grey and Basalt 27.5 lb bucket	55 sqft / 27.5 lb bucket




Gator G2 MAXX Sand

- Setting time - 15 mins
- Sets above 32° F/ 0° C
- Can be applied if rain is expected (min. 1 hr)
- Dust free and haze free
- Requires only one watering
- Four colours: Beige, Grey, Black and Ivory

Coverage:


Colour	Narrow Joints	Wide Joints
Beige, Grey, Ivory 50 lb bag	65-85 sqft	22-42 sqft
Black 50 lb bag	58-76 sqft	20-38 sqft

RECOMMENDED GROUTS



Ardex X32 Microtec (Thick bed mortar)


- Mix with water only- easy to mix & apply
- Fast setting-grout tiles in 3 hours
- Ideal for moisture-sensitive stone
- Excellent sag resistance
- Coverage 40-80 sqft per bag, depending on size of trowel



Ardex X90 Microtec (Thin bed mortar)


- Highest levels
- Fast setting-grout tiles in 3 hours
- Ideal for moisture-sensitive stone
- Excellent sag resistance
- Coverage 40-80 sqft per bag, depending on size of trowel

RECOMMENDED SEALERS



Unicare Natural Stone Matte Sealer

- For porous stones, natural stone only
- No change of colour
- No surface coating, sheen or shine at all
- Riven Sandstone & Smooth Sandstone
- Coverage 6 m²/L depending on dilution




Unicare Natural Stone Colour Enhancer Sealer

- Colour enhancement for porous stones, natural stone only
- Breathable and easy to apply
- No surface coating, sheen or shine at all
- Riven Sandstone & Smooth Sandstone
- Coverage 6 m²/L depending on dilution

*Please refer to Sands & Sealers on pages 184-188 for more detailed information

NATURAL STONE

IVORY SAND - SANDSTONE




IVORY SAND - SANDSTONE

PRODUCT ATTRIBUTES

Stone Type	Fine Grained Sedimentary Sandstone
Visual Appearance	White & cream. Greyish veining with very faint, slightly wavy bedding lines
Origin	Rajasthan, India
Age	Neoproterozoic (Precambrian) 550 million years old
Finish	Sawn Six sides, Shot Blasted & Brushed

PRODUCT SPECIFICATIONS



12 x 24 x 7/8"
300 x 600 x 22mm

24 x 24 x 7/8"
600 x 600 x 22mm

24 x 36 x 7/8"
600 x 900 x 22mm

LEED TESTING DETAILS

Testing Details	Mean
Water Absorbancy	1.2%
Apparent Density	2550 kg/m ³
Flextural Strength (when dry)	30.96 MPa
Flextural Strength (when wet)	24.13 MPa
Abrasion resistance	116.4%
Slip Resistance (When Wet)	80

SOLAR REFLECTIVE INDEX (SRI) TESTING DETAILS

Product	Solar Reflectance	Solar Absorptance	Thermal Emittance
Ivory Sand	0.48	0.52	0.90

*Colour selection should be chosen from actual samples.

TECHNICAL ADVANTAGES

PEDESTRIAN FRIENDLY

Not recommended for vehicular loads

PRODUCT DATA

Sandstone and Limestone Slab

Stones & Bundling	Unit Thickness	SqFt/ Crate	SqFt/ Stone	Units/ SqFt	Units/ Crates	Lbs/ Unit	Lbs/ Crate
12" x 24" (300 x 600mm)	0.87" (22mm)	180	2	0.50	90	23.88	2,149.20
24" x 24" (600 x 600mm)	0.87" (22mm)	160	4	0.25	40	47.76	1,910.40
24" x 36" (600 x 900mm)	0.87" (22mm)	180	6	0.17	30	71.64	2,149.20

For more information, samples or custom options, please contact your Unilock Territory Manager or call 1-800-UNILOCK.

**All Natural Stone is being stocked at our Barrie location.*


APPLICATIONS



Pedestrian




Roof Deck



*Contact your Unilock Territory Manager for installation best practices or visit unilock.com and refer to Natural Stone- Installation Guidelines.

commercial.unilock.com/download/documents/technical-guides/

RECOMMENDED SANDS




Easy Eco-Fine
Pedestrian Applications only

- Ready-mixed
- Manufactured from 98% natural, recycled or renewable raw materials
- Highly water-permeable (min. 1 hr)
- Resin-film free finish
- Resistant to ants and weeds
- Pressure washer safe
- Three colours: Neutral, Stone Grey and Basalt

Coverage:

Colour	3 - 5mm Joints
Neutral, Stone Grey and Basalt 27.5 lb bucket	55 sqft / 27.5 lb bucket




Gator G2 MAXX Sand

- Setting time - 15 mins
- Sets above 32° F/ 0° C
- Can be applied if rain is expected (min. 1 hr)
- Dust free and haze free
- Requires only one watering
- Four colours: Beige, Grey, Black and Ivory

Coverage:


Colour	Narrow Joints	Wide Joints
Beige, Grey, Ivory 50 lb bag	65-85 sqft	22-42 sqft
Black 50 lb bag	58-76 sqft	20-38 sqft

RECOMMENDED GROUTS



ArDEX X32 Microtec (Thick bed mortar)


- Mix with water only- easy to mix & apply
- Fast setting-grout tiles in 3 hours
- Ideal for moisture-sensitive stone
- Excellent sag resistance
- Coverage 40-80 sqft per bag, depending on size of trowel



ArDEX X90 Microtec (Thin bed mortar)


- Highest levels
- Fast setting-grout tiles in 3 hours
- Ideal for moisture-sensitive stone
- Excellent sag resistance
- Coverage 40-80 sqft per bag, depending on size of trowel

RECOMMENDED SEALERS



Unicare Natural Stone Matte Sealer

- For porous stones, natural stone only
- No change of colour
- No surface coating, sheen or shine at all
- Riven Sandstone & Smooth Sandstone
- Coverage 6 m²/L depending on dilution



Unicare Natural Stone Colour Enhancer Sealer

- Colour enhancement for porous stones, natural stone only
- Breathable and easy to apply
- No surface coating, sheen or shine at all
- Riven Sandstone & Smooth Sandstone
- Coverage 6 m²/L depending on dilution

*Please refer to Sands & Sealers on pages 184-188 for more detailed information

NATURAL STONE

STONE CLIFF GREY - SANDSTONE



STONE CLIFF GREY - SANDSTONE

PRODUCT ATTRIBUTES

Stone Type	Fine Grained Sedimentary Sandstone
Visual Appearance	White & grey. Dark grey veining with very faint, slightly wavy bedding lines
Origin	Rajasthan, India
Generic Stone Name	Hemnivas
Age	Neoproterozoic (Precambrian) 550 million years old
Finish	Naturally split, edge dressed & calibrated

PRODUCT SPECIFICATIONS



12 x 24 x 7/8"
300 x 600 x 22mm

24 x 24 x 7/8"
600 x 600 x 22mm

24 x 36 x 7/8"
600 x 900 x 22mm

18" x 24" x 7/8" (22mm) is available while quantities last.

LEED TESTING DETAILS

Testing Details	Mean
Water Absorbancy	1.4%
Apparent Density	2600 kg/m³
Flextural Strength (when dry)	35.92 MPa
Flextural Strength (when wet)	25.10 MPa
Abrasion resistance	101.1%
Slip Resistance (When Wet)	0.75

SOLAR REFLECTIVE INDEX (SRI) TESTING DETAILS

Product	Solar Reflectance	Solar Absorptance	Thermal Emittance
Stone Cliff Grey	0.27	0.73	0.91

*Colour selection should be chosen from actual samples.

TECHNICAL ADVANTAGES

PEDESTRIAN FRIENDLY

Not recommended for vehicular loads

PRODUCT DATA

Sandstone and Limestone Slab

Stones & Bundling	Unit Thickness	SqFt/ Crate	SqFt/ Stone	Units/ SqFt	Units/ Crates	Lbs/ Unit	Lbs/ Crate
12" x 24" (300 x 600mm)	0.87" (22mm)	180	2	0.50	90	23.88	2,149.20
24" x 24" (600 x 600mm)	0.87" (22mm)	160	4	0.25	40	47.76	1,910.40
24" x 36" (600 x 900mm)	0.87" (22mm)	180	6	0.17	30	71.64	2,149.20

For more information, samples or custom options, please contact your Unilock Territory Manager or call 1-800-UNILOCK.

**All Natural Stone is being stocked at our Barrie location.*


APPLICATIONS



Pedestrian



Roof Deck



*Contact your Unilock Territory Manager for installation best practices or visit unilock.com and refer to Natural Stone- Installation Guidelines.

commercial.unilock.com/download/documents/technical-guides/

RECOMMENDED SANDS



Easy Eco-Fine

Pedestrian Applications only

- Ready-mixed
- Manufactured from 98% natural, recycled or renewable raw materials
- Highly water-permeable (min. 1 hr)
- Resin-film free finish
- Resistant to ants and weeds
- Pressure washer safe
- Three colours: Neutral, Stone Grey and Basalt

Coverage:

Colour	3 - 5mm Joints
Neutral, Stone Grey and Basalt 27.5 lb bucket	55 sqft / 27.5 lb bucket



Gator G2 MAXX Sand

- Setting time - 15 mins
- Sets above 32° F/ 0° C
- Can be applied if rain is expected (min. 1 hr)
- Dust free and haze free
- Requires only one watering
- Four colours: Beige, Grey, Black and Ivory

Coverage:

Colour	Narrow Joints	Wide Joints
Beige, Grey, Ivory 50 lb bag	65-85 sqft	22-42 sqft
Black 50 lb bag	58-76 sqft	20-38 sqft

RECOMMENDED GROUTS



Ardex X32 Microtec (Thick bed mortar)

- Mix with water only- easy to mix & apply
- Fast setting-grout tiles in 3 hours
- Ideal for moisture-sensitive stone
- Excellent sag resistance
- Coverage 40-80 sqft per bag, depending on size of trowel



Ardex X90 Microtec (Thin bed mortar)

- Highest levels
- Fast setting-grout tiles in 3 hours
- Ideal for moisture-sensitive stone
- Excellent sag resistance
- Coverage 40-80 sqft per bag, depending on size of trowel

RECOMMENDED SEALERS



Unicare Natural Stone Matte Sealer

- For porous stones, natural stone only
- No change of colour
- No surface coating, sheen or shine at all
- Riven Sandstone & Smooth Sandstone
- Coverage 6 m²/L depending on dilution



Unicare Natural Stone Colour Enhancer Sealer

- Colour enhancement for porous stones, natural stone only
- Breathable and easy to apply
- No surface coating, sheen or shine at all
- Riven Sandstone & Smooth Sandstone
- Coverage 6 m²/L depending on dilution

*Please refer to Sands & Sealers on pages 184-188 for more detailed information

PORCELAIN TILE SLABS



GOTHAM BEIGE DELCONCA USA
AVAILABLE WHILE QUANTITIES LAST



GOTHAM GREY DELCONCA USA



TRAVSTONE BEIGE DELCONCA USA
AVAILABLE WHILE QUANTITIES LAST



TRAVSTONE NOCE DELCONCA USA



DAVINCI DRIFTWOOD DELCONCA USA
AVAILABLE WHILE QUANTITIES LAST



BEOLA BIANCA CAESAR
AVAILABLE WHILE QUANTITIES LAST



GRAUSTEIN CAESAR

PRODUCT ATTRIBUTES

Visual Appearance	Beautiful, premium Porcelain tile from Europe
Finish	Smooth stone Finish, wood grain finish

PRODUCT SPECIFICATIONS



24 x 24 x 3/4"
600 x 600 x 20mm

SOLAR REFLECTIVE INDEX (SRI) TESTING DETAILS

Product	Solar Reflectance	SRI
Gotham Beige	0.43	49
Travstone Beige	0.53	62
Travstone Noce	0.46	53
Davinci Driftwood	0.28	29

*Colour selection should be chosen from actual samples.

TECHNICAL ADVANTAGES

PEDESTRIAN FRIENDLY

Not recommended for vehicular loads

PRODUCT DATA

Stones & Bundling	Unit	SqFt Per			Boxes	Units Per		Lbs Per		
	Thickness	Unit	Box	Crate	/Crate	Box	Crate	SqFt	Box	Crate
Stocked in Ayr										
Gotham 24" x 24" (600 x 600mm)	.79" (20mm)	3.88	-	255.08	-	-	66	9.31	-	2,380
Travestone 24" x 24" (600 x 600mm)	.79" (20mm)	3.88	-	255.08	-	-	66	9.31	-	2,380
DaVinci 24" x 24" (600 x 600mm)	.79" (20mm)	3.88	7.75	248.00	32	2	64	9.26	71.75	2,296
Beola Bianca & Graustein 24" x 24" (600 x 600mm)	.79" (20mm)	3.88	7.76	232.80	30	2	60	9.35	72.60	2,178
Graustein 24" x 24" (600 x 600mm)	.79" (20mm)	3.88	7.76	232.80	30	2	60	9.35	72.60	2,178

Notes: Refer to metric measurements; all imperial measurements are nominal. Product is sold in full boxes only. For more information, samples or custom options, please contact your Unilock Territory Manager or call 1-800-UNILOCK. Territory Manager or call 1-800-UNILOCK or call 1-800-UNILOCK for further information. *For custom options, please contact your Unilock Territory Manager.

*All Natural Stone is being stocked at our Barrie location.

APPLICATIONS



Pedestrian



Roof Deck



*Contact your Unilock Territory Manager for installation best practices or visit unilock.com and refer to Porcelain Landscape Tile- Installation Guidelines.

commercial.unilock.com/download/documents/technical-guides/

RECOMMENDED SANDS



Easy Eco-Fine

Pedestrian Applications only

- | Ready-mixed
- | Manufactured from 98% natural, recycled or renewable raw materials
- | Highly water-permeable (min. 1 hr)
- | Resin-film free finish
- | Resistant to ants and weeds
- | Pressure washer safe
- | Three colours: Neutral, Stone Grey and Basalt

Coverage:

Colour	3 - 5mm Joints
Neutral, Stone Grey and Basalt 27.5 lb bucket	55 sqft / 27.5 lb bucket



Gator G2 MAXX Sand

- | Setting time - 15 mins
- | Sets above 32° F/ 0° C
- | Can be applied if rain is expected (min. 1 hr)
- | Dust free and haze free
- | Requires only one watering
- | Four colours: Beige, Grey, Black and Ivory

Coverage:

Colour	Narrow Joints	Wide Joints
Beige, Grey, Ivory 50 lb bag	65-85 sqft	22-42 sqft
Black 50 lb bag	58-76 sqft	20-38 sqft

RECOMMENDED GROUTS



Ardex X32 Microtec (Thick bed mortar)

- | Mix with water only- easy to mix & apply
- | Fast setting-grout tiles in 3 hours
- | Ideal for moisture-sensitive stone
- | Excellent sag resistance
- | Coverage 40-80 sqft per bag, depending on size of trowel



Ardex X90 Microtec (Thin bed mortar)

- | Highest levels
- | Fast setting-grout tiles in 3 hours
- | Ideal for moisture-sensitive stone
- | Excellent sag resistance
- | Coverage 40-80 sqft per bag, depending on size of trowel

*Please refer to Sands & Sealers on pages 184-188 for more detailed information

PORCELAIN TILE SLABS



LASCALA BEIGE DELCONCA USA
AVAILABLE WHILE QUANTITIES LAST



LASCALA GREY DELCONCA USA



ARBOR BIANCO DELCONCA USA
AVAILABLE WHILE QUANTITIES LAST



EPOKAL GREY DELCONCA USA
AVAILABLE WHILE QUANTITIES LAST



UNILOCK COSMIC GREY



UNILOCK DOVE GREY TRAVERTINE

PRODUCT ATTRIBUTES

Visual Appearance	Beautiful, premium Porcelain tile from Europe
Finish	Smooth stone finish, wood grain finish

PRODUCT SPECIFICATIONS



16 x 32 x ¾"
400 x 800 x 20mm

SOLAR REFLECTIVE INDEX (SRI) TESTING DETAILS

Product	Solar Reflectance	SRI
Lascala Beige	0.57	67
Lascala Grey	0.44	50
Arbor Bianco	0.60	72

*Colour selection should be chosen from actual samples.

TECHNICAL ADVANTAGES

PEDESTRIAN FRIENDLY

Not recommended for vehicular loads

PRODUCT DATA

Stones & Bundling	Unit	SqFt Per			Boxes	Units Per		Lbs Per		
	Thickness	Unit	Box	Crate	/Crate	Box	Crate	SqFt	Box	Crate
Stocked in Ayr										
Arbor 16" x 32" (400 x 800mm)	.79" (20mm)	3.54	7.08	276.12	39	2	78	9.30	64.10	2,500
LaScala 16" x 32" (400 x 800mm)	.79" (20mm)	3.54	7.08	276.12	39	2	78	9.30	64.10	2,500
Epokal 16" x 32" (400 x 800mm)	.79 (20mm)	3.45	6.89	165.36	24	2	48	9.32	64.21	1,541
Cosmic Grey 16" x 32" (400 x 800mm)	.79 (20mm)	3.45	7.75	186.30	27	2	54	9.28	63.94	1,726.38
Dove Grey 16" x 32" (400 x 800mm)	.79 (20mm)	3.45	7.75	186.30	27	2	54	9.28	63.94	1,726.38

Notes: Refer to metric measurements; all imperial measurements are nominal. Product is sold in full boxes only. For more information, samples or custom options, please contact your Unilock Territory Manager or call 1-800-UNILOCK..

**All Natural Stone is being stocked at our Barrie location.*

APPLICATIONS



Pedestrian



Roof Deck



*Contact your Unilock Territory Manager for installation best practices or visit unilock.com and refer to Porcelain Landscape Tile- Installation Guidelines.

commercial.unilock.com/download/documents/technical-guides/

RECOMMENDED SANDS



Easy Eco-Fine

Pedestrian Applications only

- | Ready-mixed
- | Manufactured from 98% natural, recycled or renewable raw materials
- | Highly water-permeable (min. 1 hr)
- | Resin-film free finish
- | Resistant to ants and weeds
- | Pressure washer safe
- | Three colours: Neutral, Stone Grey and Basalt

Coverage:

Colour	3 - 5mm Joints
Neutral, Stone Grey and Basalt 27.5 lb bucket	55 sqft / 27.5 lb bucket



Gator G2 MAXX Sand

- | Setting time - 15 mins
- | Sets above 32° F/ 0° C
- | Can be applied if rain is expected (min. 1 hr)
- | Dust free and haze free
- | Requires only one watering
- | Four colours: Beige, Grey, Black and Ivory

Coverage:

Colour	Narrow Joints	Wide Joints
Beige, Grey, Ivory 50 lb bag	65-85 sqft	22-42 sqft
Black 50 lb bag	58-76 sqft	20-38 sqft

RECOMMENDED GROUTS



Ardex X32 Microtec (Thick bed mortar)

- | Mix with water only- easy to mix & apply
- | Fast setting-grout tiles in 3 hours
- | Ideal for moisture-sensitive stone
- | Excellent sag resistance
- | Coverage 40-80 sqft per bag, depending on size of trowel








Ardex X90 Microtec (Thin bed mortar)

- | Highest levels
- | Fast setting-grout tiles in 3 hours
- | Ideal for moisture-sensitive stone
- | Excellent sag resistance
- | Coverage 40-80 sqft per bag, depending on size of trowel

**Please refer to Sands & Sealers on pages 184-188 for more detailed information*

PORCELAIN TILE SLABS

NEW FOR 2022
Special Order only. Minimum qty's apply

ANTRACITE

BEIGE

BIANCO

GRIGIO

NATURALE

PRODUCT ATTRIBUTES

Visual Appearance	Beautiful, premium Porcelain tile from Europe
Finish	Smooth stone finish

PRODUCT SPECIFICATIONS



48 x 48 x $\frac{3}{4}$ "
120 x 120 x 20mm



24 x 36 x $\frac{3}{4}$ "
600 x 900 x 20mm



24 x 24 x $\frac{3}{4}$ "
600 x 600 x 20mm

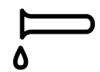
SOLAR REFLECTIVE INDEX (SRI) TESTING DETAILS

Product	SRI
Beige	51
Bianco	73

FEATURES & BENEFITS



20mm thickness



Resistant to acid, chemicals
salt, etc.



Ideal for Heavy use



Frost resistant



Anti-slip

*Colour selection should be chosen from actual samples.

TECHNICAL ADVANTAGES

PEDESTRIAN FRIENDLY

Not recommended for vehicular loads

PRODUCT DATA

	Unit	SqFt Per			Boxes	Units Per		Lbs Per		
Stones & Bundling	Thickness	Unit	Box	Crate	/Crate	Box	Crate	SqFt	Box	Crate
Stocked in Ayr										
48 x 48 x 3/4" 120 x 120 x 20mm	.79" (20mm)	15.50	15.50	279	18	1	18	9.72	150.6	2,756
24 x 36 x 3/4" 600 x 900 x 20mm	.79" (20mm)	5.81	5.81	290.50	50	1	50	9.10	52.91	2,690
24 x 24 x 3/4" 600 x 600 x 20mm	.79 (20mm)	7.75	15.50	256	32	2	64	4.55	70.55	2,315

Notes: Refer to metric measurements; all imperial measurements are nominal. Product is sold in full boxes only. For more information, samples or custom options, please contact your Unilock Territory Manager or call 1-800-UNILOCK.

APPLICATIONS



Pedestrian



Roof Deck



*Contact your Unilock Territory Manager for installation best practices or visit unilock.com and refer to Porcelain Landscape Tile- Installation Guidelines.

commercial.unilock.com/download/documents/technical-guides/

RECOMMENDED SANDS



Easy Eco-Fine

Pedestrian Applications only

- | Ready-mixed
- | Manufactured from 98% natural, recycled or renewable raw materials
- | Highly water-permeable (min. 1 hr)
- | Resin-film free finish
- | Resistant to ants and weeds
- | Pressure washer safe
- | Three colours: Neutral, Stone Grey and Basalt

Coverage:

Colour	3 - 5mm Joints
Neutral, Stone Grey and Basalt <i>27.5 lb bucket</i>	55 sqft / 27.5 lb bucket



Gator G2 MAXX Sand

- | Setting time - 15 mins
- | Sets above 32° F/ 0° C
- | Can be applied if rain is expected (min. 1 hr)
- | Dust free and haze free
- | Requires only one watering
- | Four colours: Beige, Grey, Black and Ivory

Coverage:

Colour	Narrow Joints	Wide Joints
Beige, Grey, Ivory <i>50 lb bag</i>	65-85 sqft	22-42 sqft
Black <i>50 lb bag</i>	58-76 sqft	20-38 sqft

RECOMMENDED GROUTS



Ardex X32 Microtec (Thick bed mortar)

- | Mix with water only- easy to mix & apply
- | Fast setting-grout tiles in 3 hours
- | Ideal for moisture-sensitive stone
- | Excellent sag resistance
- | Coverage 40-80 sqft per bag, depending on size of trowel




Ardex X90 Microtec (Thin bed mortar)

- | Highest levels
- | Fast setting-grout tiles in 3 hours
- | Ideal for moisture-sensitive stone
- | Excellent sag resistance
- | Coverage 40-80 sqft per bag, depending on size of trowel

*Please refer to Sands & Sealers on pages 184-188 for more detailed information

GRANITE

BLACK OYSTER



PRODUCT ATTRIBUTES

Stone Type	Coarse Grained Granite
Visual Appearance	Charcoal Grey to black with white and black crystals
Origin	Fujian, China
Generic Stone Name	G684 Fuding Black
Age	Jurassic Period (170 million years)
Finish	Sawn 6 sides & Flamed

PRODUCT SPECIFICATIONS



12 x 24 x 1 or 2"
300 x 600 x 25 or 50mm

12 x 36 x 2"
300 x 900 x 50mm

24 x 24 x 1 or 2"
600 x 600 x 25 or 50mm

LEED TESTING DETAILS

Testing Details	Mean
Water Absorbancy	0.07%
Apparent Density	2973 kg/m ³
Flexutural Strength	18.8 MPa
Abrasion resistance	14.5 mm
Slip Resistance (When Wet)	66

SOLAR REFLECTIVE INDEX (SRI) TESTING DETAILS

Product	Solar Reflectance	Solar Absorptance	Thermal Emittance
Black Oyster	0.13	0.87	0.89

*Colour selection should be chosen from actual samples.

TECHNICAL ADVANTAGES

PEDESTRIAN FRIENDLY

Not recommended for vehicular loads

PRODUCT DATA

Granite Slab- 25mm

Stones & Bundling	Unit Thickness	SqFt/ Crate	SqFt/ Stone	Units/ SqFt	Units/ Crates	Lbs/ Unit	Lbs/ Crate
12" x 24" (300 x 600mm)	1" (25mm)	200	2	0.5	100	27	2,700
24" x 24" (600 x 600mm)	1" (25mm)	200	4	0.25	50	54.60	2,730

For more information, samples or custom options, please contact your Unilock Territory Manager or call 1-800-UNILOCK.

**All Natural Stone is being stocked at our Barrie location.*

Granite Slab - 50mm

Stones & Bundling	Unit Thickness	SqFt/ Crate	SqFt/ Stone	Units/ SqFt	Units/ Crates	Lbs/ Unit	Lbs/ Crate
12" x 24" (300 x 600mm)	2" (50mm)	80	2	0.50	40	58	2,336
24" x 24" (600 x 600mm)	2" (50mm)	80	4	0.25	20	110	2,204
12" x 36" (300 x 900mm)	2" (50mm)	78	3.25	0.31	24	97.37	2,337

For more information, samples or custom options, please contact your Unilock Territory Manager or call 1-800-UNILOCK.

**All Natural Stone is being stocked at our Barrie location.*


APPLICATIONS



Pedestrian



Roof Deck



*Contact your Unilock Territory Manager for installation best practices or visit unilock.com and refer to Natural Stone- Installation Guidelines.

commercial.unilock.com/download/documents/technical-guides/

RECOMMENDED SANDS



Easy Eco-Fine

Pedestrian Applications only

- | Ready-mixed
- | Manufactured from 98% natural, recycled or renewable raw materials
- | Highly water-permeable (min. 1 hr)
- | Resin-film free finish
- | Resistant to ants and weeds
- | Pressure washer safe
- | Three colours: Neutral, Stone Grey and Basalt

Coverage:

Colour	3 - 5mm Joints
Neutral, Stone Grey and Basalt 27.5 lb bucket	55 sqft / 27.5 lb bucket



Gator G2 MAXX Sand

- | Setting time - 15 mins
- | Sets above 32° F/ 0° C
- | Can be applied if rain is expected (min. 1 hr)
- | Dust free and haze free
- | Requires only one watering
- | Four colours: Beige, Grey, Black and Ivory

Coverage:

Colour	Narrow Joints	Wide Joints
Beige, Grey, Ivory 50 lb bag	65-85 sqft	22-42 sqft
Black 50 lb bag	58-76 sqft	20-38 sqft

RECOMMENDED GROUT



Ardex X32 Microtec (Thick bed mortar)

- | Mix with water only- easy to mix & apply
- | Fast setting-grout tiles in 3 hours
- | Ideal for moisture-sensitive stone
- | Excellent sag resistance
- | Coverage 40-80 sqft per bag, depending on size of trowel



Ardex X90 Microtec (Thin bed mortar)

- | Highest levels
- | Fast setting-grout tiles in 3 hours
- | Ideal for moisture-sensitive stone
- | Excellent sag resistance
- | Coverage 40-80 sqft per bag, depending on size of trowel

RECOMMENDED SEALERS



Unicare Natural Stone Matte Sealer

- | For porous stones, natural stone only
- | No change of colour
- | No surface coating, sheen or shine at all
- | Riven Sandstone & Smooth Sandstone
- | Coverage 6 m²/L depending on dilution



Unicare Natural Stone Colour Enhancer Sealer

- | Colour enhancement for porous stones, natural stone only
- | Breathable and easy to apply
- | No surface coating, sheen or shine at all
- | Riven Sandstone & Smooth Sandstone
- | Coverage 6 m²/L depending on dilution

*Please refer to Sands & Sealers on pages 184-188 for more detailed information

GRANITE

CASTLE GREY



PRODUCT ATTRIBUTES

Stone Type	Coarse Grained Granite
Visual Appearance	Mid Grey with white and black crystals
Origin	Fujian, China
Generic Stone Name	G654
Age	Jurassic Period (170 million years)
Finish	Sawn 6 sides & Flamed

PRODUCT SPECIFICATIONS



12 x 24 x 1 or 2"
300 x 600 x 25 or 50mm

12 x 36 x 2"
300 x 900 x 50mm

24 x 24 x 1 or 2"
600 x 600 x 25 or 50mm

LEED TESTING DETAILS

Testing Details	Mean
Water Absorbancy	0.30%
Apparent Density	2779 kg/m ³
Flextural Strength	14.4 MPa
Abrasion resistance	13 mm
Slip Resistance (When Wet)	76

SOLAR AND THERMAL OPTICAL PROPERTIES

Product	Solar Reflectance	Solar Absorptance	Thermal Emittance
Castle Grey	0.25	0.75	0.90

*Colour selection should be chosen from actual samples.

TECHNICAL ADVANTAGES

PEDESTRIAN FRIENDLY

Not recommended for vehicular loads

PRODUCT DATA

Granite Slab- 25mm

Stones & Bundling	Unit Thickness	SqFt/ Crate	SqFt/ Stone	Units/ SqFt	Units/ Crates	Lbs/ Unit	Lbs/ Crate
12" x 24" (300 x 600mm)	1" (25mm)	200	2	0.50	100	27	2,700
24" x 24" (600 x 600mm)	1" (25mm)	200	4	0.25	50	54.60	2,730

For more information, samples or custom options, please contact your Unilock Territory Manager or call 1-800-UNILOCK.

**All Natural Stone is being stocked at our Barrie location.*

Granite Slab - 50mm

Stones & Bundling	Unit Thickness	SqFt/ Crate	SqFt/ Stone	Units/ SqFt	Units/ Crates	Lbs/ Unit	Lbs/ Crate
12" x 24" (300 x 600mm)	2" (50mm)	80	2	0.50	40	58	2,336
24" x 24" (600 x 600mm)	2" (50mm)	80	4	0.25	20	110	2,204
12" x 36" (300 x 900mm)	2" (50mm)	78	3.25	0.31	24	97.37	2,337

For more information, samples or custom options, please contact your Unilock Territory Manager or call 1-800-UNILOCK.

**All Natural Stone is being stocked at our Barrie location.*


APPLICATIONS



Pedestrian



Roof Deck



*Contact your Unilock Territory Manager for installation best practices or visit unilock.com and refer to Natural Stone- Installation Guidelines.

commercial.unilock.com/download/documents/technical-guides/

RECOMMENDED SANDS



Easy Eco-Fine

Pedestrian Applications only

- Ready-mixed
- Manufactured from 98% natural, recycled or renewable raw materials
- Highly water-permeable (min. 1 hr)
- Resin-film free finish
- Resistant to ants and weeds
- Pressure washer safe
- Three colours: Neutral, Stone Grey and Basalt

Coverage:

Colour	3 - 5mm Joints
Neutral, Stone Grey and Basalt 27.5 lb bucket	55 sqft / 27.5 lb bucket



Gator G2 MAXX Sand

- Setting time - 15 mins
- Sets above 32° F/ 0° C
- Can be applied if rain is expected (min. 1 hr)
- Dust free and haze free
- Requires only one watering
- Four colours: Beige, Grey, Black and Ivory

Coverage:

Colour	Narrow Joints	Wide Joints
Beige, Grey, Ivory 50 lb bag	65-85 sqft	22-42 sqft
Black 50 lb bag	58-76 sqft	20-38 sqft

RECOMMENDED GROUTS



Ardex X32 Microtec (Thick bed mortar)

- Mix with water only- easy to mix & apply
- Fast setting-grout tiles in 3 hours
- Ideal for moisture-sensitive stone
- Excellent sag resistance
- Coverage 40-80 sqft per bag, depending on size of trowel



Ardex X90 Microtec (Thin bed mortar)

- Highest levels
- Fast setting-grout tiles in 3 hours
- Ideal for moisture-sensitive stone
- Excellent sag resistance
- Coverage 40-80 sqft per bag, depending on size of trowel

RECOMMENDED SEALERS



Unicare Natural Stone Matte Sealer

- For porous stones, natural stone only
- No change of colour
- No surface coating, sheen or shine at all
- Riven Sandstone & Smooth Sandstone
- Coverage 6 m²/L depending on dilution



Unicare Natural Stone Colour Enhancer Sealer

- Colour enhancement for porous stones, natural stone only
- Breathable and easy to apply
- No surface coating, sheen or shine at all
- Riven Sandstone & Smooth Sandstone
- Coverage 6 m²/L depending on dilution

*Please refer to Sands & Sealers on pages 184-188 for more detailed information

GRANITE

GALAXY FROST



PRODUCT ATTRIBUTES

Stone Type	Coarse Grained Granite
Visual Appearance	Pale grey to off-white with white and black crystals
Origin	Fujian, China
Generic Stone Name	G603-4
Age	Jurassic Period (170 million years)
Finish	Sawn 6 sides & Flamed

PRODUCT SPECIFICATIONS



12 x 24 x 1 or 2"
300 x 600 x 25 or 50mm

12 x 36 x 2"
300 x 900 x 50mm

24 x 24 x 1 or 2"
600 x 600 x 25 or 50mm


LEED TESTING DETAILS

Testing Details	Mean
Water Absorbancy	0.30%
Apparent Density	2634 kg/m ³
Flextural Strength	14.4 MPa
Abrasion resistance	15 mm
Slip Resistance (When Wet)	68

SOLAR AND THERMAL OPTICAL PROPERTIES

Product	Solar Reflectance	Solar Absorptance	Thermal Emittance
Galaxy Frost	0.53	0.47	0.90

SOLAR REFLECTIVE INDEX (SRI) TESTING DETAILS

Product	Solar Reflectance	SRI
Galaxy Frost	0.53	62 

*Colour selection should be chosen from actual samples.

TECHNICAL ADVANTAGES

PEDESTRIAN FRIENDLY

Not recommended for vehicular loads

PRODUCT DATA

Granite Slab- 25mm

Stones & Bundling	Unit Thickness	SqFt/ Crate	SqFt/ Stone	Units/ SqFt	Units/ Crates	Lbs/ Unit	Lbs/ Crate
12" x 24" (300 x 600mm)	1" (25mm)	200	2	0.50	100	27	2,700
24" x 24" (600 x 600mm)	1" (25mm)	200	4	0.25	50	54.60	2,730

For more information, samples or custom options, please contact your Unilock Territory Manager or call 1-800-UNILOCK.

**All Natural Stone is being stocked at our Barrie location.*

Granite Slab - 50mm

Stones & Bundling	Unit Thickness	SqFt/ Crate	SqFt/ Stone	Units/ SqFt	Units/ Crates	Lbs/ Unit	Lbs/ Crate
12" x 24" (300 x 600mm)	2" (50mm)	80	2	0.50	40	58	2,336
24" x 24" (600 x 600mm)	2" (50mm)	80	4	0.25	20	110	2,204
12" x 36" (300 x 900mm)	2" (50mm)	78	3.25	0.31	24	97.37	2,337

For more information, samples or custom options, please contact your Unilock Territory Manager or call 1-800-UNILOCK.

**All Natural Stone is being stocked at our Barrie location.*

APPLICATIONS




Pedestrian



Roof Deck

RECOMMENDED SANDS




Easy Eco-Fine
Pedestrian Applications only

- Ready-mixed
- Manufactured from 98% natural, recycled or renewable raw materials
- Highly water-permeable (min. 1 hr)
- Resin-film free finish
- Resistant to ants and weeds
- Pressure washer safe
- Three colours: Neutral, Stone Grey and Basalt

Coverage:

Colour	3 - 5mm Joints
Neutral, Stone Grey and Basalt <i>27.5 lb bucket</i>	55 sqft / 27.5 lb bucket




Gator G2 MAXX Sand

- Setting time - 15 mins
- Sets above 32° F/ 0° C
- Can be applied if rain is expected (min. 1 hr)
- Dust free and haze free
- Requires only one watering
- Four colours: Beige, Grey, Black and Ivory

Coverage:


Colour	Narrow Joints	Wide Joints
Beige, Grey, Ivory <i>50 lb bag</i>	65-85 sqft	22-42 sqft
Black <i>50 lb bag</i>	58-76 sqft	20-38 sqft

RECOMMENDED GROUTS



ArDEX X32 Microtec (*Thick bed mortar*)


- Mix with water only- easy to mix & apply
- Fast setting-grout tiles in 3 hours
- Ideal for moisture-sensitive stone
- Excellent sag resistance
- Coverage 40-80 sqft per bag, depending on size of trowel



ArDEX X90 Microtec (*Thin bed mortar*)


- Highest levels
- Fast setting-grout tiles in 3 hours
- Ideal for moisture-sensitive stone
- Excellent sag resistance
- Coverage 40-80 sqft per bag, depending on size of trowel

RECOMMENDED SEALERS



Unicare Natural Stone Matte Sealer

- For porous stones, natural stone only
- No change of colour
- No surface coating, sheen or shine at all
- Riven Sandstone & Smooth Sandstone
- Coverage 6 m²/L depending on dilution



Unicare Natural Stone Colour Enhancer Sealer

- Colour enhancement for porous stones, natural stone only
- Breathable and easy to apply
- No surface coating, sheen or shine at all
- Riven Sandstone & Smooth Sandstone
- Coverage 6 m²/L depending on dilution

**Please refer to Sands & Sealers on pages 184-188 for more detailed information*





UNILOCK® COLLECTION OF

Retaining Walls & Vertical Features

Unlimited creative possibilities exist for retaining soil or building vertical features like grill islands and firepits. Now the durability of EnduraColor™ is available, thanks to our U-Cara® Multi-Face Wall System.

U-Cara® Granite Fusion (Pitched) with Opal (Smooth) accent and Natural Stone Step treads and coping

BRUSSELS DIMENSIONAL STONE[®]

CLASSIC



COFFEE CREEK **NEW**



LIMESTONE



MAHOGANY



MIDNIGHT CHARCOAL



SANDSTONE


PRODUCT ATTRIBUTES

Visual Appearance	The antiqued appearance of Brussels Dimensional Stone is great for gardens and seat walls.
Finish	Weathered, antiqued, tumbled.

PRODUCT SPECIFICATIONS



STANDARD
8 x 12 x 4"
200 x 300 x 100mm



U-GRIP™ BASE PAD
14 X 19 x 2"
355 x 482 x 55mm



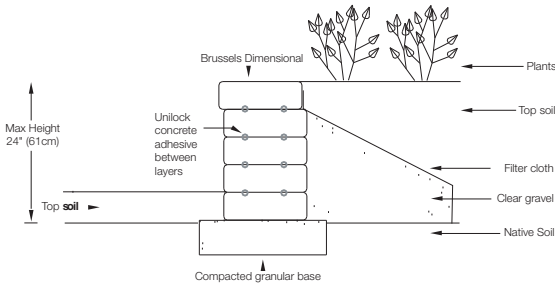
- Creates a revolutionary Reinforced Soil Structure (RSS) with high tensile and compressive strength to maximize the performance of pavement structures.
- Extremely permeable, long lasting, durable and environmentally friendly. Lightweight and easy to handle.
- Simple and quick installation.
- Allows for easy repairs / adjustments after installation.

See page 178-179 for more details.


*Colour selection should be chosen from actual samples.




GRAVITY WALL SECTION



Cross sections are examples and must not be used for construction.



DRIVECEL30 LIGHT DUTY
20 x 20 x 1.2"
500 x 500 x 30mm



DRIVECEL50 HEAVY DUTY
20 x 20 x 2"
500 x 500 x 50mm

SUNSET FIREPIT KITS

AVAILABLE COLOURS: Mahogany Ash and Sandstone

See page 174 for more details

Round



Square



TECHNICAL INFORMATION

ASTM C 936 Standard Specifications for Solid Concrete Interlocking

Conforms to:

- C140 for Absorption 5% avg - 7% max
- Compressive Strength > 3,000 PSI
- C1262 for Freeze Thaw Durability < 1% mass loss
- C1372 Overall dimensional variations permissible for width, height and length **+/- 3mm**

Unilock standards exceed 6,000 PSI for Brussels Dimensional Stone® products with:

- 4% absorption avg.
- 5% absorption max.
- Dimensional Accuracy +/- 5/64" (+/-2.00mm)

Test results available upon request

Meets the U.S. Architectural & Transportation Barrier Compliance Board Slip-Resistance Surfaces Advisory Guidelines

LEED INFORMATION

Materials & Resources: LEED V4:

Building Product Disclosure and Optimization

Sourcing of Raw Materials - Sourcing of Raw Materials and Extraction • **1 point**

Sourcing of Raw Materials - Leadership Extraction Practices • **1 point**

Material Ingredient Reporting - Material Ingredient Reporting • **1 point**

Material Ingredient Reporting - Material Ingredient Optimization • **1 point**

Environmental Product Declaration • **1 point**

PRODUCT DATA

Stones & Bundling	Face Feet Per		Unit	Linear Feet Per		Units Per		Per Bundle		Lbs Per	
	Bundle	Layer		Bundle	Unit	Bundle	Face Feet	Layers	Sections	Unit	Bundle
Ayr Manufacturing											
Standard	32.00	5.33	0.33	96.00	1.00	96	-	6	4	30	2,881
U-GRIP Base Pad Gormley Manufacturing	-	-	-	85.39	1.58	54	-	9	-	46	2,500

Notes: Product is installed using Unilock Concrete Adhesive to secure corners and all rows. Maximum height is 24" including the unit in the ground (under optimum conditions). All measurements are nominal. *Based on 12" deep wall coverage = 21.4 sqft per bundle. Based on an 8" deep wall coverage = 32 sqft per bundle. For more information, samples or custom options, please contact your Unilock Territory Manager or call 1-800-UNILOCK.

APPLICATIONS



Garden Walls & Seat Walls



Fire Features



Water Features



Grill Islands



Pillars

Coping Options - We recommend using LedgeStone™, Natural Stone, Universal Coping, Brussels Fullnose™ or Umbriano® Coping.

RECOMMENDED ADHESIVE



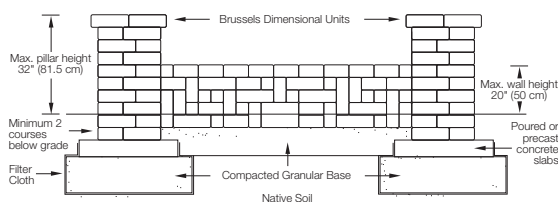
Gator Block Bond XP

- ✓ VOC Compliant
- ✓ Low odour- safe indoors or out
- ✓ Fast curing- provides permanent overnight bond
- ✓ Suitable for use in hot and cold environments
- ✓ Non-shrinking- does not crack
- ✓ Strong and versatile

Coverage: For 1/4" Bead (approx)

10 oz		28 oz	
m	ft.	m	ft.
-9	-31	-26	-86


FRONT ELEVATION



All joints must be adhered with Unilock approved Concrete Adhesive. Base preparation may vary according to soil and climate conditions. Cross sections are examples, and must not be used for construction.

UNILOCK

DURAHOLD®



NATURAL



PRODUCT ATTRIBUTES

Visual Appearance	DuraHold® and DuraHold2® are similar in appearance. DuraHold is nearly twice the depth of DuraHold 2. This product gives an industrial appearance.
Finish	Standard.

PRODUCT SPECIFICATIONS



STANDARD
24 x 72 x 12"
600 x 1830 x 300mm



COPING
24 x 72 x 12"
600 x 1830 x 300mm



CLOSED-END COPING
24 x 72 x 12"
600 x 1830 x 300mm



TIE-BACK
24 x 72 x 12"
600 x 1830 x 300mm



1/2 STANDARD
24 x 36 x 12"
600 x 95 x 300mm



1/2 COPING
24 x 36 x 12"
600 x 95 x 300mm



CORNER 90°
24 x 60 x 12"
600 x 1524 x 300mm
(Right corner shown)



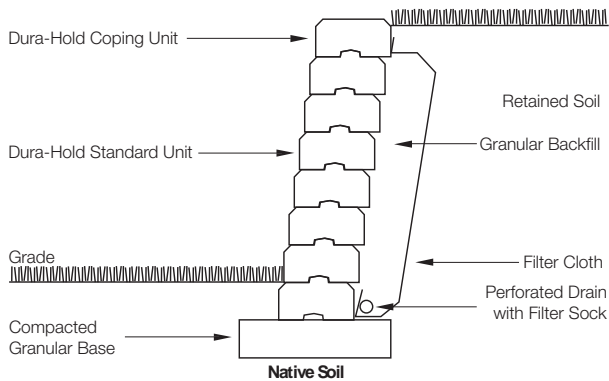
CORNER 45°
24 x 60 x 12"
600 x 1524 x 300mm
(Right corner shown)



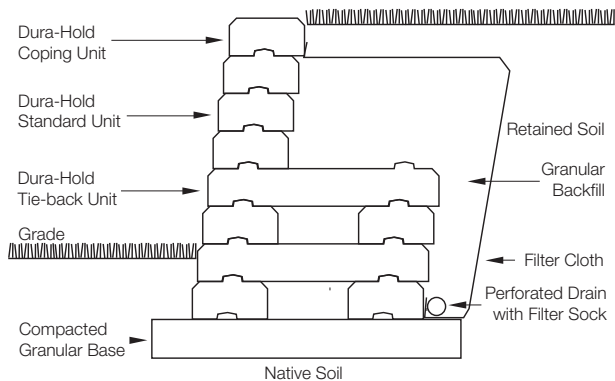
See page 178-179 for more details.

CROSS SECTIONS

GRAVITY WALL SECTION



CRIB WALL SECTION



*Colour selection should be chosen from actual samples.

Cross sections are examples, and must not be used for construction.

TECHNICAL INFORMATION

ASTM C 1372 Standard Specifications for Dry-Cast Segmental Retaining Wall Units

Conforms to:

- C140 for Absorption and Compressive Strength > 3000 PSI
- C1262 for Freeze Thaw Durability <1% mass loss
- C1372 Overall dimensional variations permissible for width, height and length +/-3 mm

Unilock standards exceed 5,000 PSI for DuraHold® products

- 4% absorption avg.
- 5% absorption max.
- Dimensional Accuracy +/-3 mm

Test results available upon request

Meets the U.S. Architectural & Transportation Barrier Compliance Board Slip-Resistance Surfaces Advisory Guidelines

PRODUCT DATA

Stones & Bundling	Face Feet Per		Linear Feet Per		Units Per		Per Bundle		Lbs Per	
	Bundle	Unit	Bundle	Unit	Bundle	Face Feet	Layers	Sections	Unit	Bundle
Gormley Manufacturing										
Standard	-	6.02	6.02	6.02	1	0.17	-	-	1,680	1,680
Coping	-	6.02	6.02	6.02	1	0.17	-	-	1,560	1,560
Coping Closed End	-	6.02	6.02	6.02	1	0.17	-	-	1,560	1,560
Tie-back	-	2.00	2.00	2.00	1	0.50	-	-	1,660	1,660
½ Standard	-	3.00	3.00	3.00	1	0.33	-	-	800	800
½ Coping	-	3.00	3.00	3.00	1	0.33	-	-	780	780
Corner 90° Right / Left	-	7.04	-	-	1	0.14	-	-	1,320	1,320
Corner 45° Right / Left	-	7.04	-	-	1	0.14	-	-	1,480	1,480

Notes: *Closed-end coping units are available and are closed on both ends so that they may be used as left or right. Tie-back units are reinforced with steel. 1/2 Standard units are slightly tapered and can be used to create a 55-foot radius. Please note that 1/2 Coping units are not tapered. Refer to terms and conditions for placement rates. All measurements are nominal. Automatic setback is 1½" per row. Vertical walls may also be constructed. Engineering services are available. For more information, samples or custom options, please contact your Unilock Territory Manager or call 1-800-UNILOCK.

APPLICATIONS



Retaining Walls & Engineered Retaining Walls

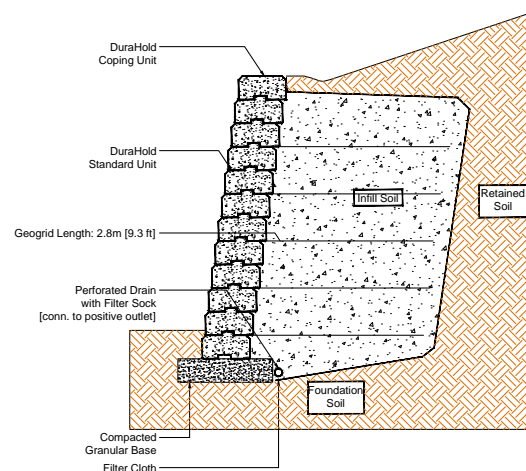


Refer to the DuraHold Installation Guide for more information.
<https://www.risistone.com/installation-guides/>



Clamps available at Unilock. Please contact your Unilock Territory Manager or call 1-800-UNILOCK.

GEOGRID WALL SECTION




Cross sections are examples, and must not be used for construction.

*Things to know:

Unilock, through **Risi Stone Systems International**, can provide preliminary site engineering for most commercial projects. Soils information, site drawings, and loading requirements are some of the information details required in order to provide this preliminary site engineering. Retaining wall engineering software is also available free of charge. Contact your local Unilock Territory Manager for details.

For more information please visit <https://www.risistone.com/product/durahold/>

DURAHOLD2[®]



NATURAL



PRODUCT ATTRIBUTES

Visual Appearance	DuraHold2 [®] is similar to DuraHold [®] in appearance, but is just over half the size, making it economical for low walls. Concrete tie-backs or geogrid reinforcement gives this wall various engineering options.
Finish	Standard.

PRODUCT SPECIFICATIONS



STANDARD
14 x 72 x 12"
360 x 1830 x 300mm



COPING
14 x 72 x 12"
360 x 1830 x 300mm



CLOSED-END COPING
14 x 72 x 12"
360 x 1830 x 300mm



TIE-BACK
14 x 72 x 12"
360 x 1830 x 300mm



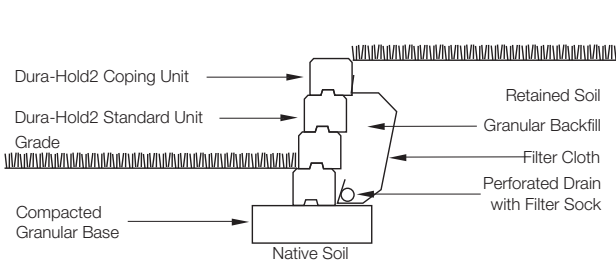
CORNER 90°
14 x 36 x 12"
360 x 900 x 300mm
(RIGHT CORNER SHOWN)



See page 178-179 for more details.

CROSS SECTIONS

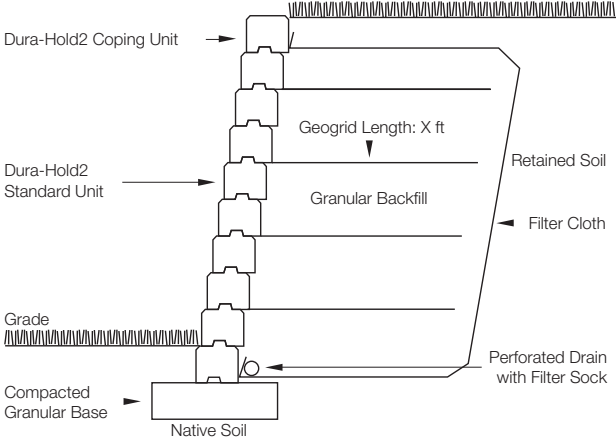
GRAVITY WALL SECTION



Cross sections are examples, and must not be used for construction.

*Colour selection should be chosen from actual samples.

GEOGRID WALL SECTION



TECHNICAL INFORMATION

ASTM C 1372 Standard Specifications for Dry-Cast Segmental Retaining Wall Units

Conforms to:

- C140 for Absorption and Compressive Strength > 3000 PSI
- C1262 for Freeze Thaw Durability <1% mass loss
- C1372 Overall dimensional variations permissible for width, height and length +/-3 mm

Unilock standards exceed 5,000 PSI for DuraHold® products with:

- 4% absorption avg.
- 5% absorption max.
- Dimensional Accuracy +/-3 mm

Test results available upon request

Meets the U.S. Architectural & Transportation Barrier Compliance Board Slip-Resistance Surfaces Advisory Guidelines

PRODUCT DATA

Stones & Bundling	Face Feet Per		Linear Feet Per		Units Per		Per Bundle		Lbs Per	
	Bundle	Unit	Bundle	Unit	Bundle	Face Feet	Layers	Sections	Unit	Bundle
Gormley Manufacturing										
Standard	24.10	6.02	24.10	6.02	4	0.17	-	-	938	3,752
Coping 72"	24.10	6.02	24.10	6.02	4	0.17	-	-	884	3,536
Coping Closed End 72"	24.10	6.02	24.10	6.02	4	0.17	-	-	884	3,536
Tie-back	4.68	1.17	-	-	4	0.86	-	-	938	3,752
Corner 90° Right / Left	16.67	4.17	-	-	4	0.24	-	-	460	1,840

Notes: *Closed-end coping units are available and are closed on both ends so that they may be used as left or right. Tie-back units are reinforced with steel. Refer to terms and conditions for placement rates. All measurements are nominal. Automatic setback is 1½" per row. Engineering services are available. For more information, samples or custom options, please contact your Unilock Territory Manager or call 1-800-UNILOCK.

APPLICATIONS



Retaining Walls & Engineered Retaining Walls



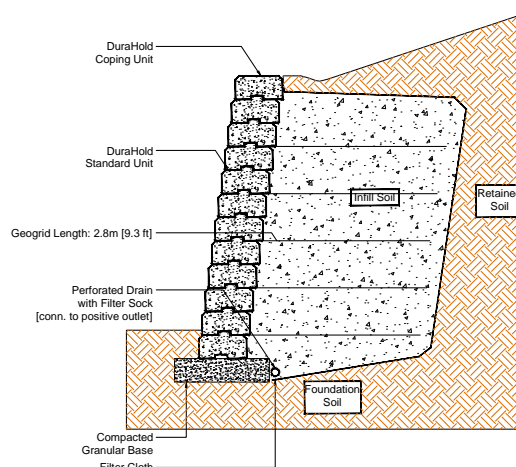
Refer to the DuraHold Installation Guide for more information.

<https://www.risistone.com/installation-guides/>



Clamps available at Unilock. Please contact your Unilock Territory Manager or call 1-800-UNILOCK.

GEOGRID WALL SECTION



Cross sections are examples, and must not be used for construction.

*Things to know:

For DuraHold® and DuraHold2®, Unilock, through **Risi Stone Systems International**, can provide preliminary site engineering for most commercial projects. Soils information, site drawings, and loading requirements are some of the information details required in order to provide this preliminary site engineering. Retaining wall engineering software is also available free of charge. Contact your local Unilock Territory Manager for details.

For more information please visit <https://www.risistone.com/product/durahold2/>.

LINEO™ DIMENSIONAL STONE

CLASSIC



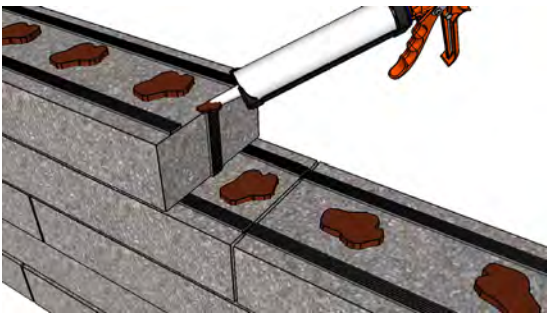
GRANITE BLEND



MIDNIGHT CHARCOAL



SANDSTONE









* Spacers required

PRODUCT ATTRIBUTES

Visual Appearance	Contemporary and sleek lines define Lineo™ Dimensional Stone with a linear multi-length plank look. Ideal for garden walls, pillars and other outdoor vertical elements, Lineo™ Dimensional Stone offers up modern design and exceptional flexibility.
Finish	Standard.

PRODUCT SPECIFICATIONS

					
XL RECTANGLE 8 x 24 x 4" 200 x 600 x 100mm	LARGE RECTANGLE 8 x 20 x 4" 200 x 500 x 100mm	RECTANGLE 8 x 16 x 4" 200 x 400 x 100mm	SMALL RECTANGLE 8 x 12 x 4" 200 x 300 x 100mm	CORNER/PILLAR UNIT 8 x 16 x 4" 200 x 400 x 100mm	U-GRIP™ BASE PAD 14 x 19 x 2" 355 x 482 x 55mm


4 UNIT RANDOM BUNDLE




- Creates a revolutionary Reinforced Soil Structure (RSS) with high tensile and compressive strength to maximize the performance of pavement structures.
- Extremely permeable, long lasting, durable and environmentally friendly. Lightweight and easy to handle.
- Simple and quick installation.
- Allows for easy repairs / adjustments after installation.

See page 178-179 for more details.

*Colour selection should be chosen from actual samples.



DRIVECEL30 LIGHT DUTY
20 x 20 x 1.2"
500 x 500 x 30mm



DRIVECEL50 HEAVY DUTY
20 x 20 x 2"
500 x 500 x 50mm

TECHNICAL INFORMATION

ASTM C 1372 Standard Specifications for Dry-Cast Segmental Retaining Wall Units

Conforms to:

- C140 for Absorption and Compressive Strength > 3000 PSI
- C1262 for Freeze Thaw Durability <1% mass loss
- C1372 Overall dimensional variations permissible for width, height and length +/- 3.2mm

Unilock standards exceed 6,000 PSI for Lineo™

Dimensional Stone products with:

- 4% absorption avg.
- 5% absorption max.
- Dimensional Accuracy +/-2.00mm

Test results available upon request

Meets the U.S. Architectural & Transportation Barrier Compliance Board Slip-Resistance Surfaces Advisory Guidelines

LEED INFORMATION

Materials & Resources: LEED V4:

Building Product Disclosure and Optimization

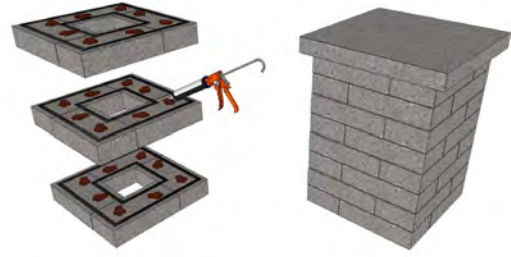
Sourcing of Raw Materials - Sourcing of Raw Materials and Extraction • 1 point

Sourcing of Raw Materials - Leadership Extraction Practices • 1 point

Material Ingredient Reporting - Material Ingredient Reporting • 1 point

Material Ingredient Reporting - Material Ingredient Optimization • 1 point

Environmental Product Declaration • 1 point



PRODUCT DATA

Stones & Bundling	Face Feet Per		Linear Feet Per		Units Per		Per Bundle		Lbs Per	
	Bundle	Unit	Bundle	Unit	Bundle	Face Feet	Layers	Sections	Unit	Bundle
Gormley Manufacturing / Pillars Caps - Georgetown Manufacturing; U-Grip - Gormley Manufacturing										
Random Wall Bundle:	29.93	-	89.06	-	63	-	3	-	43	2,738
XL Rectangle	7.97	0.66	23.71	1.98	12	1.51	-	-	-	-
Large Rectangle	6.65	0.55	19.78	1.65	12	1.81	-	-	-	-
Rectangle	9.31	0.44	27.72	1.32	21	2.25	-	-	-	-
Small Rectangle	6.00	0.33	17.86	0.99	18	3.00	-	-	-	-
Pillar Unit	39.84	0.66	79.20	1.32	60	1.51	-	-	41	2,435
Ledgestone Pillar Cap	-	-	-	-	5	-	-	-	302	1,510
U-Grip Base Pad	-	-	85.39	1.58	54	-	9	-	46	2,500

Notes: Product sold in full bundles on a refundable skid. Maximum height - 24" (under optimum conditions). All measurements are nominal. Spacing strips are shipped with random wall bundles to create even spacing between units. Free standing wall and is limited to not exceed 24" in height. For more information, samples or custom options, please contact your Unilock Territory Manager or call 1-800-UNILOCK.

APPLICATIONS



Garden Walls & Seat Walls



Steps



Fire Features



Water Features



Grill Islands



Pillars

For coping options, we recommend using Ledgestone™, Natural Stone, Universal Coping or Umbriano® Coping.

RECOMMENDED ADHESIVE



Gator Block Bond XP

- ✓ VOC Compliant
- ✓ Low odour- safe indoors or out
- ✓ Fast curing- provides permanent overnight bond
- ✓ Suitable for use in hot and cold environments
- ✓ Non-shrinking- does not crack
- ✓ Strong and versatile

Coverage: For 1/4" Bead (approx)

10 oz		28 oz	
m	ft.	m	ft.
-9	-31	-26	-86

PISA2™

CLASSIC



GRANITE



MAHOGANY



NATURAL



SIERRA

PRODUCT ATTRIBUTES

Visual Appearance	The built-in setback design of Pisa2™ automatically forms the correct slope, ensuring a highly stable retaining wall. Utilizing the product’s tapered components, you can form curved walls and steps. Classic tongue and groove for easy install.
Finish	Split / Rock-faced.

PRODUCT SPECIFICATIONS



STANDARD
12 x 8 x 6"
300 x 200 x 150mm

TAPERED
12 x 8 x 6"
300 x 200 x 150mm

CORNER
12 x 8 x 6"
300 x 200 x 150mm

24" COPING
12 x 24 x 3"
300 x 600 x 75mm
*See Steps, Treads & Coping
section page 153 for more details*


U-GRIP™ BASE PAD
14 x 19 x 2"
355 x 482 x 55mm




- Creates a revolutionary Reinforced Soil Structure (RSS) with high tensile and compressive strength to maximize the performance of pavement structures.
- Extremely permeable, long lasting, durable and environmentally friendly. Lightweight and easy to handle.
- Simple and quick installation.
- Allows for easy repairs / adjustments after installation.

See page 178-179 for more details.

*Colour selection should be chosen from actual samples.



DRIVECEL30 LIGHT DUTY
20 x 20 x 1.2"
500 x 500 x 30mm



DRIVECEL50 HEAVY DUTY
20 x 20 x 2"
500 x 500 x 50mm

TECHNICAL INFORMATION

ASTM C 1372 Standard Specifications for Dry-Cast Segmental Retaining Wall Units

Conforms to:

- C140 for Absorption and Compressive Strength > 3000 PSI
- C1262 for Freeze Thaw Durability <1% mass loss
- C1372 Overall dimensional variations permissible for width, height and length +/-3 mm

Unilock standards exceed 5,000 PSI for Pisa2® products with:

- 4% absorption avg.
- 5% absorption max.
- Dimensional Accuracy +/-3 mm

Test results available upon request

Meets the U.S. Architectural & Transportation Barrier Compliance Board Slip-Resistance Surfaces Advisory Guidelines

PRODUCT DATA

	Face Feet Per		Linear Feet Per		Units Per		Per Bundle		Lbs Per	
Stones & Bundling	Bundle	Unit	Bundle	Unit	Bundle	Face Feet	Layers	Sections	Unit	Bundle
Gormley Manufacturing; U-Grip - Gormley Manufacturing										
Standard - Pre Split - Single Piece	24.00	0.33	47.90	0.67	72	3.00	-	4	48	3,456
Tapered - Double Unit	20.00	0.67	40.00	1.33	30	1.50	-	2	93	2,775
Corner Unit - Double Unit	20.00	1.67	-	-	12	0.60	-	2	96	1,152
24" Coping Unit	16.00	1.00	64.00	4.00	16	1.00	9	-	145	2,320
U-Grip Base Pad	-	-	85.39	1.58	54	-	9	-	46	2,500

Notes: Sold in full bundles or sections only. Maximum height - 36" (under optimum conditions) but can be engineered for walls that are required to be higher. Higher walls can be achieved using geogrid reinforcement. Tapered units will allow for a minimum 5ft. outside radius. Automatic setback is ¾" per row. Engineering services are available. For more information, samples or custom options, please contact your Unilock Territory Manager or call 1-800-UNILOCK.

APPLICATIONS



Garden Walls & Seat Walls




Retaining Walls



Steps

For coping options, we recommend using Natural Stone, Universal Coping or Pisa2™ Coping.



Refer to the Pisa2 Installation Guide for more information.

<https://www.risistone.com/installation-guides/>

RECOMMENDED ADHESIVE



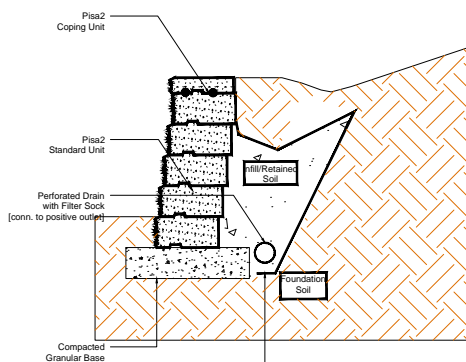
Gator Block Bond XP

- ✓ VOC Compliant
- ✓ Low odour- safe indoors or out
- ✓ Fast curing- provides permanent overnight bond
- ✓ Suitable for use in hot and cold environments
- ✓ Non-shrinking- does not crack
- ✓ Strong and versatile

Coverage: For 1/4" Bead (approx)

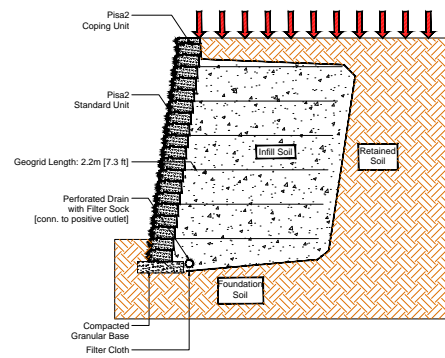
10 oz		28 oz	
m	ft.	m	ft.
-9	-31	-26	-86

GRAVITY WALL SECTION



Cross sections are examples, and must not be used for construction.

GEOGRID WALL SECTION




Cross sections are examples, and must not be used for construction.

PISA SMOOTH™

CLASSIC



CLIFFSIDE GREY



GRANITE BLEND



IRISH COAST

PRODUCT ATTRIBUTES

Visual Appearance	A sleek, linear aesthetic with clean lines and subtle edge details that blend well with both modern and traditional design.
Finish	Smooth, linear appearance.

PRODUCT SPECIFICATIONS




STANDARD
10¾ x 21½ x ¾"
275 x 550 x 85mm



COPING
13¾ x 21½ x ¾"
350 x 550 x 85mm
*See Steps, Treads & Coping
section page 154 for more details*



CORNER/PILLAR UNIT
10¾ x 21½ x ¾"
275 x 550 x 85mm




U-GRIP™ BASE PAD
14 x 19 x 2"
355 x 482 x 55mm




- Creates a revolutionary Reinforced Soil Structure (RSS) with high tensile and compressive strength to maximize the performance of pavement structures.
- Extremely permeable, long lasting, durable and environmentally friendly. Lightweight and easy to handle.
- Simple and quick installation.
- Allows for easy repairs / adjustments after installation.

See page 178-179 for more details.

*Colour selection should be chosen from actual samples.



DRIVECEL30 LIGHT DUTY
20 x 20 x 1.2"
500 x 500 x 30mm



DRIVECEL50 HEAVY DUTY
20 x 20 x 2"
500 x 500 x 50mm

TECHNICAL INFORMATION

ASTM C 1372 Standard Specifications for Dry-Cast Segmental Retaining Wall Units

Conforms to:

- C140 for Absorption and Compressive Strength > 3000 PSI
- C1262 for Freeze Thaw Durability <1% mass loss
- C1372 Overall dimensional variations permissible for width, height and length +/- 1/8" (+/-3 mm)

Unilock standards exceed 5,000 PSI for Pisa[®] Smooth products with:

- 4% absorption avg.
- 5% absorption max.
- Dimensional Accuracy +/- 1/8" (+/-3 mm)

Test results available upon request

Meets the U.S. Architectural & Transportation Barrier Compliance Board Slip-Resistance Surfaces Advisory Guidelines

LEED INFORMATION

Materials & Resources: LEED V4:

Building Product Disclosure and Optimization

Sourcing of Raw Materials - Sourcing of Raw Materials and Extraction • 1 point

Sourcing of Raw Materials - Leadership Extraction Practices • 1 point

Material Ingredient Reporting - Material Ingredient Reporting • 1 point

Material Ingredient Reporting - Material Ingredient Optimization • 1 point

Environmental Product Declaration • 1 point

If required, summary test data shall be provided with the SRW Design and shall include:

a) SRW Unit shear strength as per ASTM D6916

b) SRW Unit - Geosynthetic Reinforcement connection strength as per ASTM D6638

PRODUCT DATA

Stones & Bundling	Face Feet Per		Linear Feet Per		Units Per		Per Bundle		Lbs Per	
	Bundle	Unit	Bundle	Unit	Bundle	Face Feet	Layers	Sections	Unit	Bundle
Gormley Manufacturing; U-Grip - Gormley Manufacturing										
Standard	24.18	0.50	86.61	-	48	-	6	1	48.14	2,311
Corner Unit	24.18	0.50	86.61	-	48	-	6	1	60	2,880
Coping Unit	18.12	0.50	64.96	-	36	-	6	1	76.74	2,763
U-Grip Base Pad	-	-	85.39	1.58	54	-	9	-	46	2,500

Notes: Sold in full bundles only. Maximum height – 36" (under optimum conditions) but can be engineered for walls that require to be higher. Higher walls can be achieved using geogrid reinforcement. Automatic setback is 3/4" per row. Engineering services are available. For more information, samples or custom options, please contact your Unilock Territory Manager or call 1-800-UNILOCK.

APPLICATIONS



Garden Walls & Seat Walls



Retaining Walls



Steps

For coping options, we recommend using LedgeStone[™], Natural Stone, Universal Coping or Pisa2[™] Coping.

RECOMMENDED ADHESIVE

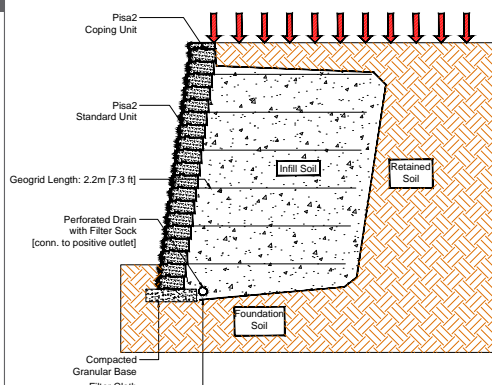


Gator Block Bond XP

- ✓ VOC Compliant
- ✓ Low odour- safe indoors or out
- ✓ Fast curing- provides permanent overnight bond
- ✓ Suitable for use in hot and cold environments
- ✓ Non-shrinking- does not crack
- ✓ Strong and versatile
- ✓ Coverage: For 1/4" Bead (approx)


10 oz		28 oz	
m	ft.	m	ft.
-9	-31	-26	-86

GEOGRID WALL SECTION




Cross sections are examples, and must not be used for construction.

GRAVITY WALL SECTION



SIENASTONE™

CLASSIC




NATURAL


PRODUCT ATTRIBUTES

Visual Appearance	Long and linear split faced wall.
Finish	Split and weathered.


PRODUCT SPECIFICATIONS




STANDARD 925
37½ x 47¼ x 7¼"
925 x 1200 x 185mm




STANDARD 500
20 x 47¼ x 7¼"
500 x 1200 x 185mm




STANDARD 333
13 x 47¼ x 7¼"
333 x 1200 x 185mm




CORNER 45° (left & right)
20 x 43⅓ x 7¼"
500 x 1100 x 185mm




CORNER 90° (left & right)
20 x 43⅓ x 7¼"
500 x 1100 x 185mm



COPING
20 x 47¼ x 7¼"
500 x 1200 x 185mm



CLOSED- END COPING
20 x 47¼ x 7¼"
500 x 1200 x 185mm



VERTICAL 500
20 x 47¼ x 7¼"
500 x 1200 x 185mm

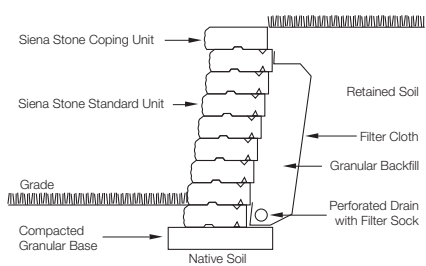
*See Steps, Treads & Coping section
page 163 for more Siena Stone Steps*



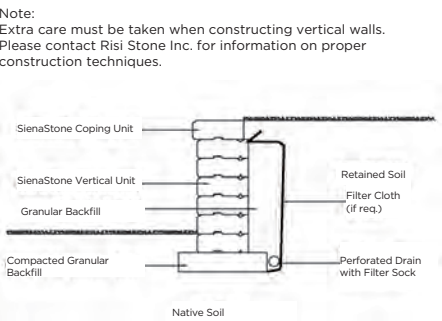
See page 178-179 for more details.

CROSS SECTIONS

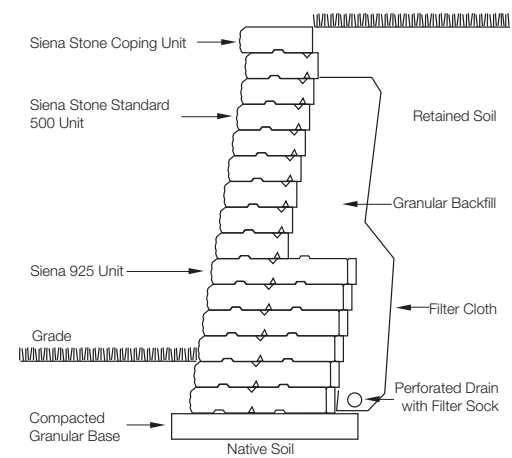
GRAVITY WALL SECTION



VERTICAL WALL SECTION



GRAVITY 500 AND 925 WALL SECTION



*Colour selection should be chosen from actual samples.



Cross sections are examples, and must not be used for construction.

TECHNICAL INFORMATION

ASTM C 1372 Standard Specifications for Dry-Cast Segmental Retaining Wall Units

Conforms to:

- C140 for Absorption and Compressive Strength > 3000 PSI
- C1262 for Freeze Thaw Durability <1% mass loss
- C1372 Overall dimensional variations permissible for width, height and length +/-3 mm

Unilock standards exceed 5,000 PSI for SienaStone™ products with:

- 4% absorption avg.
- 5% absorption max.
- Dimensional Accuracy +/-3 mm

Test results available upon request

Meets the U.S. Architectural & Transportation Barrier Compliance Board Slip-Resistance Surfaces Advisory Guidelines

LEED INFORMATION

Materials & Resources: LEED V4:

Building Product Disclosure and Optimization

Sourcing of Raw Materials - Sourcing of Raw Materials and Extraction • 1 point

Sourcing of Raw Materials - Leadership Extraction Practices • 1 point

Material Ingredient Reporting - Material Ingredient Reporting • 1 point

Material Ingredient Reporting - Material Ingredient Optimization • 1 point

Environmental Product Declaration • 1 point

If required, summary test data shall be provided with the SRW Design and shall include:

a) SRW Unit shear strength as per ASTM D6916

b) SRW Unit - Geosynthetic Reinforcement connection strength as per ASTM D6638

PRODUCT DATA

Stones & Bundling	Face Feet Per		Linear Feet Per		Units Per		Per Bundle		Lbs Per	
	Bundle	Unit	Bundle	Unit	Bundle	Face Feet	Layers	Sections	Unit	Bundle
Gormley Manufacturing										
Standard 333	21.63	2.40	36.00	4.00	9	0.42	3	-	380	3,420
Standard 500	14.28	2.38	24.00	4.00	6	0.42	3	-	570	3,420
Standard 925	7.21	2.40	12.00	4.00	3	0.42	3	-	1,140	3,420
Coping 48"	14.42	2.40	24.00	4.00	6	0.42	3	-	570	3,420
Coping Closed End 48"	14.28	2.38	24.00	4.00	6	0.42	3	-	570	3,420
Corner 90° - Double Unit	19.11	6.37	-	-	3	0.16	3	-	1,140	3,420
Corner 45° - Double Unit	19.11	6.37	-	-	3	0.16	3	-	1,050	3,150

Notes: Only Closed-end Coping units are available in colour. Closed-end coping is available rock faced on the end upon request. An additional cost applies to rock facing units and 48 hours notice for rock facing units is required. Coloured closed-end coping units can be used to construct steps.

*SienaStone™ corners are sold as double units - one left and one right. Wall units are only stocked in Natural. Vertical units are also available.

Automatic setback is 1" per row. Engineering services are available. For more information, samples or custom options, please contact your Unilock Territory Manager or call 1-800-UNILOCK.

APPLICATIONS



Garden Walls & Seat Walls



Retaining Walls



Steps



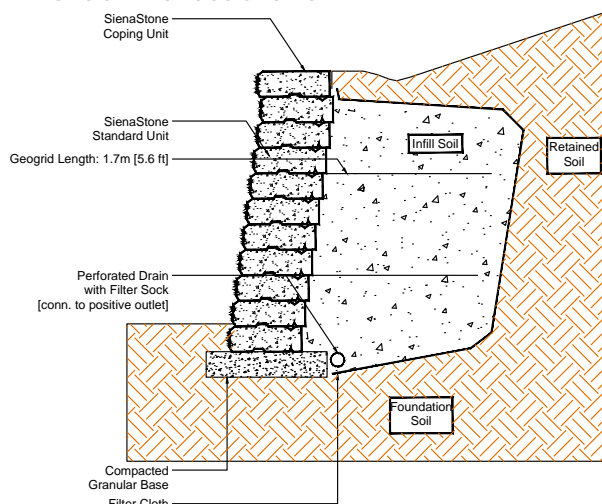
Refer to the SienaStone™ Installation Guide for more information.

<https://www.risistone.com/installation-guides/>



Clamps available at Unilock. Please contact your Unilock Territory Manager or call 1-800-UNILOCK.

GEOGRID CROSS SECTION



Cross sections are examples, and must not be used for construction.

*Things to know:

For SienaStone™, Unilock, through **Risi Stone Systems International**, can provide preliminary site engineering for most commercial projects. Soils information, site drawings, and loading requirements are some of the information details required in order to provide this preliminary site engineering.

Retaining wall engineering software is also available free of charge. Contact your local Unilock Territory Manager for details.

For more information please visit <https://www.risistone.com/product/sienastone/>

SIENASTONE™ SMOOTH

CLASSIC



GRANITE BLEND

PRODUCT ATTRIBUTES

Visual Appearance	A more modern, clean looking solution for heavy-duty walls.
Finish	Smooth, linear look.

PRODUCT SPECIFICATIONS



STANDARD 375
14¾ x 47¼ x 7"
375 x 1200 x 180mm



CORNER UNIT 375
14¾ x 38¾ x 7"
375 x 975 x 180mm



COPING 383
15 x 47¼ x 7"
383 x 1200 x 180mm

See Steps, Treads & Coping section page 164 for Siena Stone Smooth Steps




CLOSED END COPING LEFT/RIGHT
15 x 47¼ x 7"
383 x 1200 x 180mm




- Creates a revolutionary Reinforced Soil Structure (RSS) with high tensile and compressive strength to maximize the performance of pavement structures.
- Extremely permeable, long lasting, durable and environmentally friendly. Lightweight and easy to handle.
- Simple and quick installation.
- Allows for easy repairs / adjustments after installation.

See page 178-179 for more details.



DRIVECEL30 LIGHT DUTY
20 x 20 x 1.2"
500 x 500 x 30mm



DRIVECEL50 HEAVY DUTY
20 x 20 x 2"
500 x 500 x 50mm

*Colour selection should be chosen from actual samples.

TECHNICAL INFORMATION

ASTM C 1372 Standard Specifications for Dry-Cast Segmental Retaining Wall Units

Conforms to:

- C140 for Absorption and Compressive Strength > 3000 PSI
- C1262 for Freeze Thaw Durability <1% mass loss
- C1372 Overall dimensional variations permissible for width, height and length +/-3 mm

Unilock standards exceed 5,000 PSI for SienaStone™

Smooth

- 4% absorption avg.
- 5% absorption max.
- Dimensional Accuracy +/-3 mm

Test results available upon request

Meets the U.S. Architectural & Transportation Barrier Compliance Board Slip-Resistance Surfaces Advisory Guidelines

PRODUCT DATA

Stones & Bundling	Face Feet Per		Linear Feet Per		Units Per		Per Bundle		Lbs Per	
	Bundle	Unit	Bundle	Unit	Bundle	Face Feet	Layers	Sections	Unit	Bundle
Gormley Manufacturing										
Standard 375	20.93	2.33	36.00	4.00	9	0.43	3	-	394	3,546
Coping	20.93	2.33	36.00	4.00	9	0.43	3	-	395	3,555
Corner Unit (double unit)	15.71	5.24	-	-	3	0.19	3	-	648	1,944
Closed end Coping (left)	20.93	2.33	36.00	4.00	9	0.43	3	-	395	3,555
Closed end Coping (right)	20.93	2.33	36.00	4.00	9	0.43	3	-	395	3,555

Notes: SienaStone™ Smooth corners are sold together as double units, one left and one right. Engineering services are available. For more information, samples or custom options, please contact your Unilock Territory Manager or call 1-800-UNILOCK.

APPLICATIONS



Garden Walls & Seat Walls

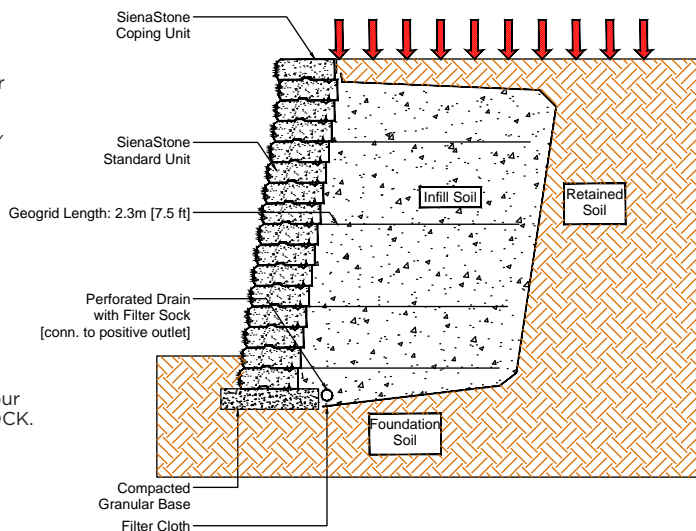


Retaining Walls



Steps

GEOGRID WALL SECTION



Cross sections are examples, and must not be used for construction.



Refer to the SienaStone™ Installation Guide for more information.

<https://www.risistone.com/installation-guides/>



Clamps available at Unilock. Please contact your Unilock Territory Manager or call 1-800-UNILOCK.

*Things to know:

For SienaStone™, Unilock, through **Risi Stone Systems International**, can provide preliminary site engineering for most commercial projects. Soils information, site drawings, and loading requirements are some of the information details required in order to provide this preliminary site engineering.

Retaining wall engineering software is also available free of charge. Contact your local Unilock Territory Manager for details.

For more information please visit <https://www.risistone.com/product/sienastone/>

142

SONOMASTONE™

CLASSIC



NATURAL

PRODUCT ATTRIBUTES

Visual Appearance	Heavy-duty Retaining Wall with the appearance of hand-placed units.
Finish	Split and weathered.

PRODUCT SPECIFICATIONS



STANDARD
14¾ x 47¼ x 7¼"
375 x 1200 x 185mm



COPING
14¾ x 47¼ x 7¼"
375 x 1200 x 185mm



TAPERED STANDARD
14¾ x 23¾ x 7¼"
375 x 590 x 185mm



TAPERED COPING
14¾ x 23¾ x 7¼"
375 x 590 x 185mm



CORNER
38⅜ x 14¾ x 7¼"
975 x 375 x 185mm



DOUBLE
29½ x 47¼ x 7¼"
750 x 1200 x 185mm

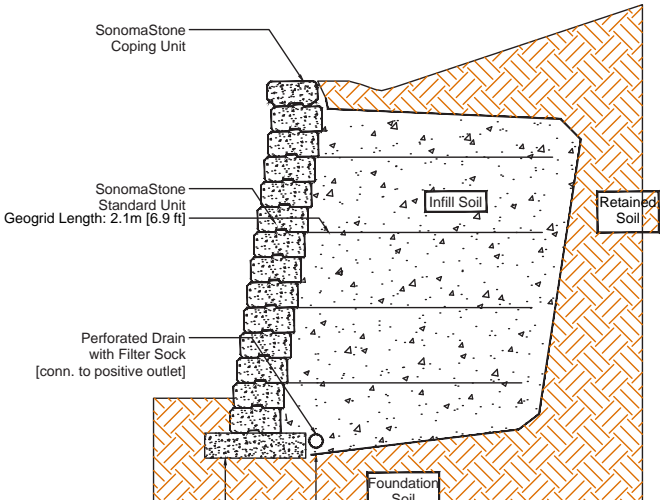


See page 178-179 for more details.

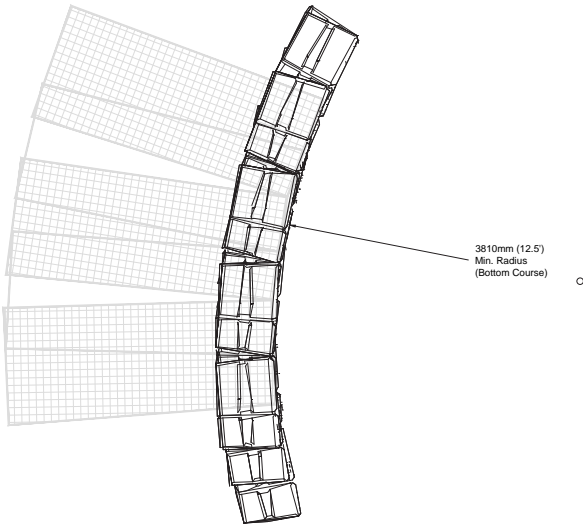


Clamps available at Unilock. Please contact your Unilock Territory Manager or call 1-800-UNILOCK.

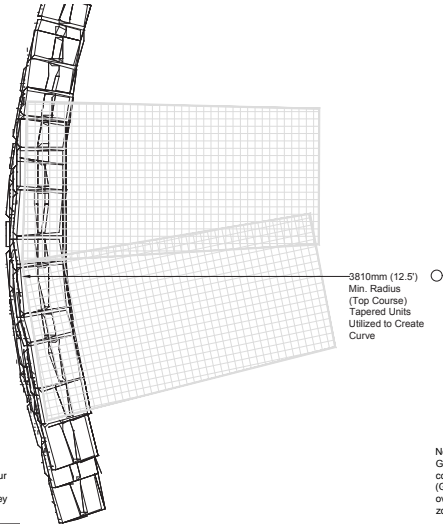
GEOGRID WALL SECTION



Cross sections are examples, and must not be used for construction.



Note:
Due to curved orientation, gaps will occur between adjacent section of geogrid. Alternate layers should be placed so they overlap the gaps in lower layers.



Note:
Geogrids will overlap and should have 75mm of compacted soil between the layers. (Geogrids should be spaced on blocks so overlap does not occur until geogrid enters soil zone as shown)

*Colour selection should be chosen from actual samples.

TECHNICAL INFORMATION

ASTM C 1372 Standard Specifications for Dry-Cast Segmental Retaining Wall Units

Conforms to:

- C140 for Absorption and Compressive Strength > 3000 PSI
- C1262 for Freeze Thaw Durability <1% mass loss
- C1372 Overall dimensional variations permissible for width, height and length +/-3.2mm

Unilock standards exceed 6,000 PSI for SonomaStone® products with:

- 4% absorption avg.
- 5% absorption max.
- Dimensional Accuracy +/-2.00mm

Test results available upon request

LEED INFORMATION

Materials & Resources: LEED V4:

Building Product Disclosure and Optimization

Sourcing of Raw Materials - Sourcing of Raw Materials and Extraction • **1 point**

Sourcing of Raw Materials - Leadership Extraction Practices • **1 point**

Material Ingredient Reporting - Material Ingredient Reporting • **1 point**

Material Ingredient Reporting - Material Ingredient Optimization • **1 point**

Environmental Product Declaration • **1 point**

PRODUCT DATA

Stones & Bundling	Face Feet Per		Linear Feet Per		Units Per		Per Bundle		Lbs Per	
	Bundle	Unit	Bundle	Unit	Bundle	Face Feet	Layers	Sections	Unit	Bundle
Gormley Manufacturing										
Standard	21.63	2.40	36.00	4.00	9	0.42	3	-	386	3,470
Tapered	21.15	1.18	34.80	1.93	18	0.85	3	-	196	3,525
Double Unit	14.42	4.81	3.00	1.00	3	0.21	3	-	1,158	3,473
Coping 48"	21.63	2.40	36.00	4.00	9	0.42	3	-	383	3,450
Coping Tapered 24"	10.50	1.17	17.40	1.93	9	0.86	2	-	180	1,620
Corner Unit (Double Unit)	15.63	5.21	-	-	3	0.19	3	-	716	2,148

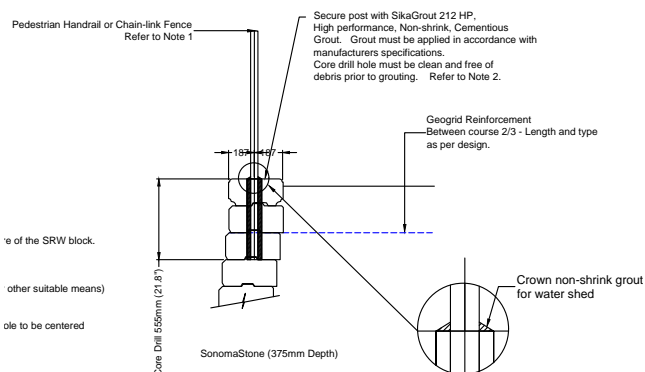
Notes: Sonoma Clamp required for installation. Units can be installed three at a time for increased production. **SonomaStone corners are sold as double units - one left and one right. There are 3 Standard units included on a skid of Double Units. The Coping Unit has a smooth finish with a cornice detail. Tapered units achieve a 14' radius. Automatic setback is 1½" per row. For more information, samples or custom options, please contact your Unilock Territory Manager or call 1-800-UNILOCK.

APPLICATIONS

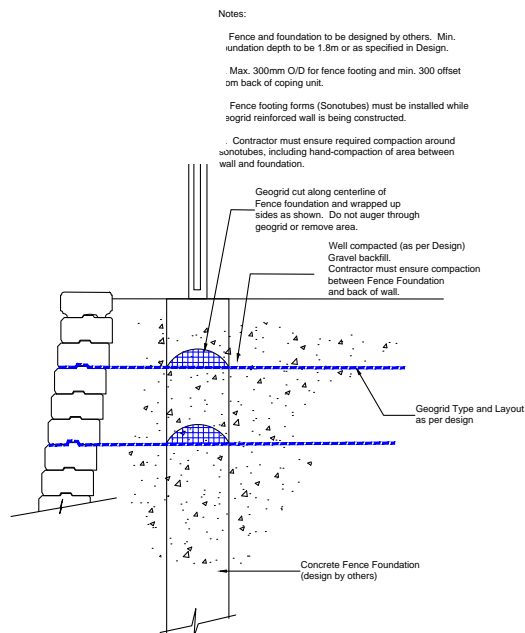


Retaining Walls

TYPICAL DETAIL CORE DRILLED HANDRAIL



TYPICAL DETAIL PRIVACY FENCE



*Things to know:

For SonomaStone®, Unilock, through **Risi Stone Systems International**, can provide preliminary site engineering for most commercial projects. Soils information, site drawings, and loading requirements are some of the information details required in order to provide this preliminary site engineering.

Retaining wall engineering software is also available free of charge. Contact your local Unilock Territory Manager for details.

For more information please visit <https://www.risistone.com/product/sonomastone/>

U-CARA[®] MULTI-FACE WALL SYSTEM

Exclusive to **UNILOCK**

ENDURACOLOR[™]

PITCHED FINISH



ALMOND GROVE FUSION


GRANITE MIST **NEW**

SERIES[™] FINISH



BLACK GRANITE 3" PANEL ONLY


BUCINE BLUESTONE[™] FINISH

BUCINE BLUESTONE **NEW** 6" PANEL
FOR STANDARD & CLOSED END UNITS

SMOOTH FINISH



ALMOND GROVE FUSION

GRANITE MIST **NEW**

OPAL BLEND

TUSCANY
ONLY AVAILABLE IN SMOOTH FASCIA PANELS

UMBRIANO FINISH - SMOOTH FINISH ONLY



FRENCH GREY



MIDNIGHT SKY




SUMMER WHEAT



WINTER MARVEL

LAYING PATTERNS



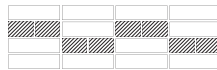
1/2 Running Bond




1/2 Running Bond with Linear Accents



1/2 Running Bond with Paver Accents



Mixed Bond



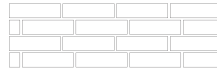
Stacked Bond



Stacked Bond with Accents



1/2 Running Bond with Random Accents




1/3 Running Bond

FOSSIL **NEW**

PRODUCT ATTRIBUTES

Visual Appearance	The U-Cara [®] Multi-Face Wall System represents a revolution in wall design. Comprised of 2 basic components: Sure Track Backer Blocks- providing dimensionally accurate structure, and U-CARA fascia panels- providing unlimited design options. U-CARA Wall matches select pavers exactly with the same manufacturing and aggregate blends. Superior pairing from vertical to horizontal landscapes.
Finish	Available in Umbriano [®] (Smooth Finish only), Smooth Face, Pitched Face and the 3" Panels are available in Series [™] finish Black Granite.

PRODUCT SPECIFICATIONS

SURE TRACK STANDARD BACKER
6 x 8 x 6"
150 x 200 x 150mmSURE TRACK LARGE BACKER
7 x 12 x 6"
175 x 300 x 150mmU-GRIP[™] BASE PAD
14 x 19 x 2"
355 x 482 x 55mmSURE TRACK CORNER INSERT
L = 2" / 50mm
40 clips / bag6" STANDARD FASCIA
HALF PANEL
6 x 18½ x 2⅜"
150 x 466 x 60mmSTANDARD FASCIA HALF PANEL
6 x 9¼ x 2⅜"
150 x 233 x 60mmCLOSED-END FASCIA PANEL
6 x 21 x 2⅜"
150 x 540 x 60mm3" FASCIA PANEL
3 x 9¼ x 2⅜"
75 x 233 x 60mm6" FASCIA PANEL **NEW**
6 x 9¼ x 2⅜"
75 x 233 x 60mm

2 UNIT CORNER BUNDLE

*Colour selection should be chosen from actual samples.

UNILOCK**UNILOCK**
DRIVECEL

See page 178-179 for more details.

TECHNICAL INFORMATION

ASTM C 1372 Standard Specifications for Dry-Cast Segmental Retaining Wall Units

Conforms to:

- C140 for Absorption and Compressive Strength > 3000 PSI
- C1262 for Freeze Thaw Durability <1% mass loss
- C1372 Overall dimensional variations permissible for width, height and length +/-3.2 mm

Unilock standards exceed 5,500 PSI for U-Cara products with:

- 4% absorption avg.
- 5% absorption max.
- Dimensional Accuracy +/-2 mm

Test results available upon request

LEED INFORMATION

Materials & Resources: LEED V4:

Building Product Disclosure and Optimization

Sourcing of Raw Materials - Sourcing of Raw Materials and Extraction • **1 point**

Sourcing of Raw Materials - Leadership Extraction Practices • **1 point**

Material Ingredient Reporting - Material Ingredient Reporting • **1 point**

Material Ingredient Reporting - Material Ingredient Optimization • **1 point**

Environmental Product Declaration • **1 point**

PRODUCT DATA

Stones & Bundling	Face Feet Per		Linear Feet Per		Units Per		Per Bundle		Lbs Per	
	Bundle	Unit	Bundle	Unit	Bundle	Face Feet	Layers	Sections	Unit	Bundle
Georgetown Manufacturing Umbriano, all Fascia's and Corners / Georgetown Manufacturing Smooth & Pitched / Gormley Manufacturing Sure Track Backers										
Sure Track Standard Backer	34.88	0.32	-	-	108	3.10	3	-	23	2,506
Sure Track Large Backer when used as Corner	31.79	0.76	-	-	42	1.32	3	-	36	1,509
Sure Track Large Backer when used as Wall	11.87	0.28	-	-	42	3.54	3	-	36	1,509
Standard Fascia Panel (Smooth) 3" (75mm)	59.32	0.18	256.70	0.76	336	5.66	-	-	4	1,453
Standard Fascia Panel (Smooth) 6" (150mm)	61.52	0.73	127.68	1.52	84	1.37	6	-	18	1,513
Standard Fascia Panel (Pitched) 6" (150mm)	61.52	0.73	127.68	1.52	84	1.37	6	-	21	1,745
Corner Bundle (Smooth)	54.19	-	-	-	84	-	-	-	30	1,240
Closed-End Fascia Panel	38.94	0.93	-	-	42	1.08	-	-	-	-
Half Fascia Panel	15.25	0.36	-	-	42	2.75	-	-	-	-
Corner Bundle (Pitched)	54.19	-	-	-	84	-	-	-	33.69	1,415
Closed-End Fascia Panel	38.94	0.93	-	-	42	1.08	-	-	-	-
Half Fascia Panel	15.25	0.36	-	-	42	2.75	-	-	-	-
Universal Coping Bundle	-	-	75.90	1.58	48	-	-	-	57	2,747
U-GRIP Base Pad	-	-	85.39	1.58	54	-	9	-	46	2,500

Notes: Sold in full bundles only. Product is shipped on skids. Corner Bundle has 24 Right Closed-end units and 18 Left Closed-end units. All measurements are nominal. For more information, samples or custom options, please contact your Unilock Territory Manager or call 1-800-UNILOCK.

APPLICATIONS



Garden Walls & Seat Walls



Steps



Fire Features



Grill Islands



Retaining Walls



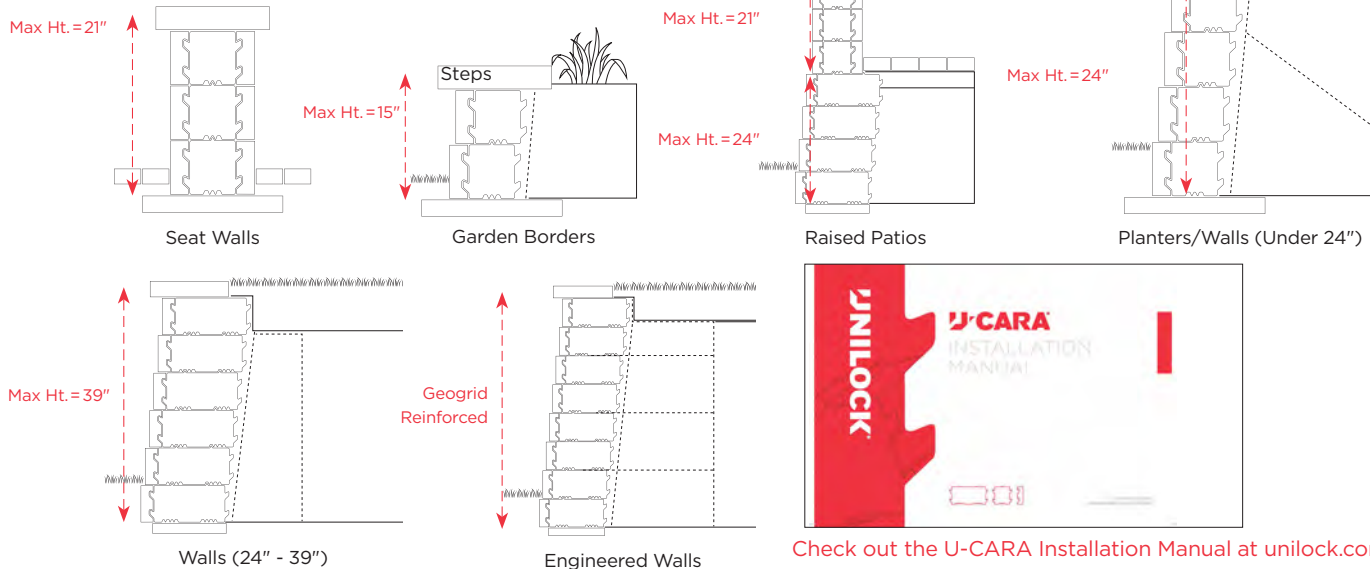
Pillars



Water Features

For coping options, we recommend using LedgeStone, Natural Stone, Universal or Umbriano Coping.

WALL DETAILS



Check out the U-CARA Installation Manual at [unilock.com](https://contractor.unilock.com/u-cara/)
<https://contractor.unilock.com/u-cara/>

UNILOCK

U-CARA[®] MODULAR SYSTEM


CONSTRUCT CREATIVE VERTICALS WITH SPEED ACCURACY AND STRENGTH

- GRILL ISLANDS
- BACKSPLASHES
- FIRE TABLES
- PILLARS
- BARS

U-CARA[®]
MODULAR
SYSTEM

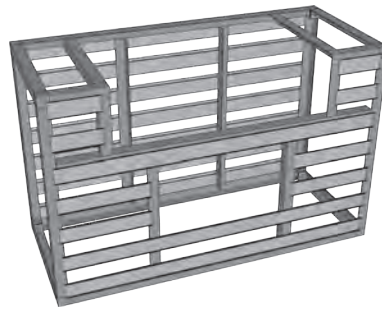


PRODUCT SPECIFICATIONS



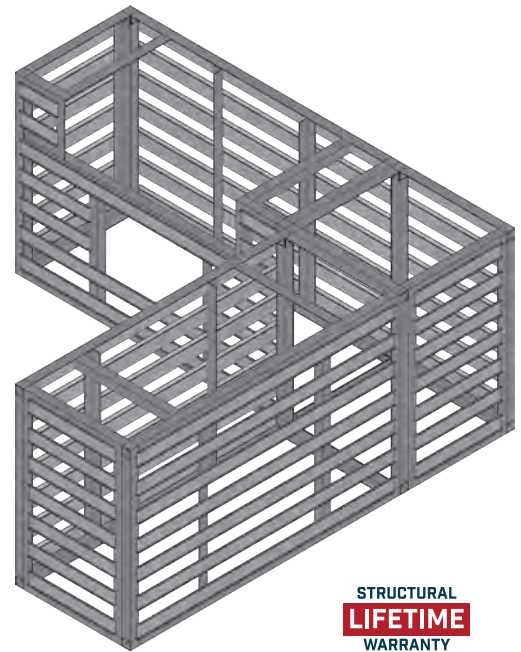
BASE MODULE
Model : U-BC 70
64½ x 27½ x 41⅞"
1638 x 699 x 1056mm

+



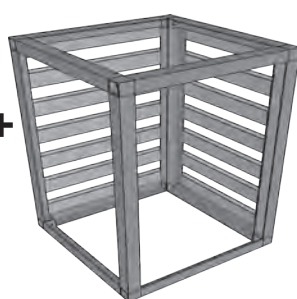
GRILL MODULE
Model : U-GC 70
64½ x 41⅞"
1638 x 1056mm
**Depth is determined by End Cap*

=




CORNER MODULE
Model : U-CC 28
27½ x 27½"
699 x 699mm


+



CORNER MODULE
Model : U-CC 2837
27½ x 36½"
699 x 927mm



STANDARD END CAP
Model : U-EC 28
23½ x 41⅞"
597 x 1056mm



LARGE END CAP
Model : U-EC 37
32¾ x 41⅞"
832 x 1056mm

STRUCTURAL
LIFETIME
WARRANTY

6063
ALUMINUM
LIGHT & STRONG

FEATURES

- | Aluminum framing
- | Expandable
- | Pre-built panels
- | Fits grills 36" to 42"
- | Precision fabrication
- | Limited lifetime warranty
- | Lightweight

BENEFITS

- | Easy to learn
- | Build verticals in hours, not days
- | Minimal experience required
- | Moveable
- | Combines seamlessly with U-Cara SureTrack Backer Blocks



PILLAR UNIT
Model : UL-PU
 18½ x 18½ x 41⅞"
 470 x 470 x 1056mm



Check out the U-CARA Modular System Assembly Guide at [unilock.com](https://contractor.unilock.com/u-cara/)

<https://contractor.unilock.com/u-cara/>

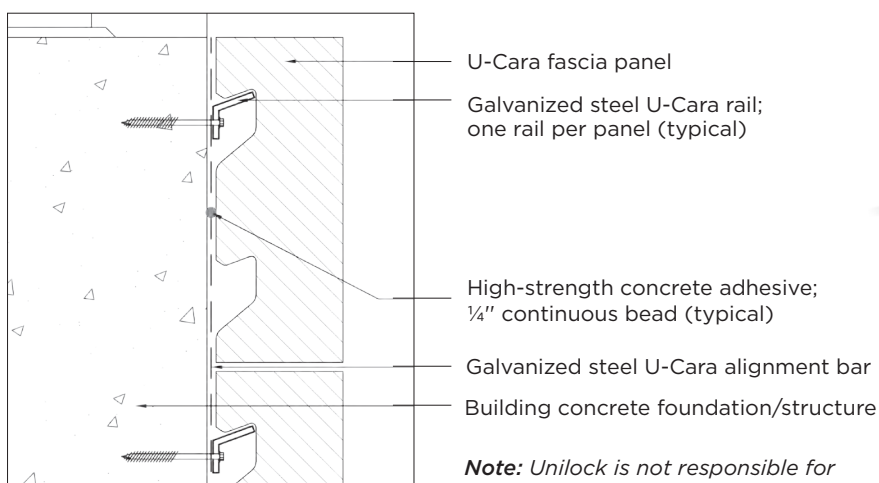
U-CARA® WALL MOUNT SYSTEM



EASILY CLAD STRUCTURES WITH U-CARA TO COMPLEMENT YOUR HARDSCAPE PROJECT

WITH A SIMPLE 3 STEP PROCESS:

- 1** Mount Alignment Bar
- 2** Attach U-Cara Mount Rails
- 3** Hang U-Cara Fascia Panels



Note: Unilock is not responsible for structural strength/integrity of substrates to which the mounting system is attached.



*Visit unilock.com to download the **U-CARA Modular System Brochure**





UNILOCK® COLLECTION OF

Steps, Treads, Coping & Caps

From classic, fullnose shapes to pitched-face edges, our steps, treads and coping offer a wide variety of choices for the finishing touch on your project.

Wall: U-Cara® Granite Fusion (Pitched) with Natural Stone coping and steps

Pavers: Beacon Hill™ Flagstone (Granite Fusion) with Town Hall® (Basalt) accent

BRUSSELS FULLNOSE™

CLASSIC



LIMESTONE



SANDSTONE



MIDNIGHT CHARCOAL

PRODUCT ATTRIBUTES

Visual Appearance	An antiqued block with a rounded edge used for steps, pools, pillars and more.
Finish	Weathered, antiqued, tumbled and smooth.

PRODUCT SPECIFICATIONS



STANDARD
11⅝ x 5⅞ x 2¾"
300 x 150 x 70mm

RECOMMENDED ADHESIVE & MORTAR

Gator Block Bond XP

- | VOC Compliant
- | Low odour- safe indoors or out
- | Fast curing- provides permanent overnight bond
- | Suitable for use in hot and cold environments
- | Non-shrinking- does not crack
- | Strong and versatile

Coverage: For 1/4" Bead (approx)

10 oz		28 oz	
m	ft.	m	ft.
-9	-31	-26	-86

ArDEX X32 Microtec

- | Fast setting - 3 hours
- | Water repellent - for fast track swimming pool and wet area applications
- | Ideal for heavy and large format tiles
- | Easy to mix and apply - just add water
- | Ideal for pool surroundings, patios, walkways, roof decks and more
- | For joints up to 1 ¼" (32mm)
- | Ideal for Natural Stone, Porcelain, Granite
- | Two colours: Grey, White

Coverage: 1/4" x 1/4" Sq. Notch trowel; 80 sq. ft. (7.4 sq. m)

PRODUCT DATA

Stones & Bundling	Unit	LnFt Per				Per Bundle		Soldier LnFt Per			Sailor LnFt per			Units Per			Lbs Per		
	Thickness	Bundle	Layer	Section	Stone	Layers	Sections	Unit	Section	Bundle	Unit	Section	Bundle	SqFt	Section	Bundle	Layer	Section	Bundle
Ayr Manufacturing																			
Standard / Non-antiqued	2¾" (70mm)	96.00	12.00	24.00	0.50	8	4	0.51	23.60	94.50	-	-	-	2.00	48	192	355	710	2,841

Notes: Non-antiqued available in full bundles only. All measurements are nominal. For more information, samples or custom options, please contact your Unilock Territory Manager or call 1-800-UNILOCK.

*Colour selection should be chosen from actual samples.

LEDGESTONE™ PILLAR CAPS & COPING

STONE**MARK**™

Special Order only. Minimum qty's apply



BUFF



GREY

PRODUCT ATTRIBUTES

Visual Appearance	Look and feel of Natural Stone.
Finish	Smooth top with rounded edges.

PRODUCT SPECIFICATIONS

SPECIAL ORDER. Min. qty's apply.



24" PILLAR CAP
24 x 24 x 3 7/8"
610 x 610 x 90mm



COPING UNIT
12 x 24 x 2 3/4"
300 x 610 x 70mm



CLOSED END COPING UNIT
12 x 24 x 2 3/4"
300 x 610 x 70mm



FULLNOSE COPING UNIT
12 x 24 x 2 3/8"
300 x 610 x 60mm

Gator Block Bond XP

- VOC Compliant
- Low odour- safe indoors or out
- Fast curing- provides permanent overnight bond
- Suitable for use in hot and cold environments
- Non-shrinking- does not crack
- Strong and versatile

Coverage: For 1/4" Bead (approx)

10 oz		28 oz	
m	ft.	m	ft.
-9	-31	-26	-86

Ardex X32 Microtec

- Fast setting - 3 hours
- Water repellent - for fast track swimming pool and wet area applications
- Ideal for heavy and large format tiles
- Easy to mix and apply - just add water
- Ideal for pool surroundings, patios, walkways, roof decks and more
- For joints up to 1 1/4" (32mm)
- Ideal for Natural Stone, Porcelain, Granite
- Two colours: Grey, White

Coverage: 1/4" x 1/4" Sq. Notch trowel; 80 sq. ft. (7.4 sq. m)

*Colour selection should be chosen from actual samples.

TECHNICAL INFORMATION

ASTM C 1372 Standard Specifications for Dry-Cast Segmental Retaining Wall Units

- Conforms to:
- C140 for Absorption and Compressive Strength > 3000 PSI
 - C1262 for Freeze Thaw Durability <1% mass loss
 - C1372 Overall dimensional variations permissible for width, height and length +/- 1/8" (+/-3.2mm)

Unilock standards exceed 8,000 PSI for Ledgestone™ products with:

- 4% absorption avg.
 - 5% absorption max.
 - Dimensional Accuracy +/- 5/64" (+/-2.00mm)
- Test results available upon request

LEED INFORMATION

Materials & Resources: LEED V4:


- Building Product Disclosure and Optimization
- Sourcing of Raw Materials - Sourcing of Raw Materials and Extraction • 1 point
- Sourcing of Raw Materials - Leadership Extraction Practices • 1 point
- Material Ingredient Reporting - Material Ingredient Reporting • 1 point
- Material Ingredient Reporting - Material Ingredient Optimization • 1 point
- Environmental Product Declaration • 1 point

PRODUCT DATA

Stones & Bundling	Face Feet Per		Linear Feet Per		Units Per		Per Bundle		Lbs Per	
	Bundle	Unit	Bundle	Unit	Bundle	Face Feet	Layers	Sections	Unit	Bundle
Coping & 24 x 24 Pillar Cap - Chicago Manufacturing, stocked in Ayr; Steps & 29 x 29 Pillar Cap - Georgetown Manufacturing										
Pillar Cap - 24" x 24"	-	-	-	-	5	-	-	-	159	795
Pillar Cap - 29" x 29"	-	-	-	-	5	-	-	-	302	1,510
Coping Closed-End 24"	-	-	24.00	2.00	12	-	-	-	66	796
Coping 24"	-	-	24.00	2.00	12	-	-	-	64	772
Fullnose Coping	-	-	26.00	2.00	13	-	-	-	42	667

Notes: **Ledgestone Coping and 24"x24" Pillar Caps are sold on a non-refundable skid.** When applying adhesive to a pillar cap or coping unit, scoring the underside of the unit may increase the bond. All sales of this product are final and non-refundable. All measurements are nominal. For more information, samples or custom options, please contact your Unilock Territory Manager or call 1-800-UNILOCK.

PISA2™ COPING



GRANITE



MAHOGANY



NATURAL



SIERRA

PRODUCT ATTRIBUTES

Visual Appearance	Split / Rock Faced to complement the Pisa2™ Wall.
Finish	Split / Rock Faced.

PRODUCT SPECIFICATIONS



24" COPING

12 x 24 x 3"

300 x 610 x 75mm

RECOMMENDED ADHESIVE & MORTAR



Gator Block Bond XP

- | VOC Compliant
- | Low odour- safe indoors or out
- | Fast curing- provides permanent overnight bond
- | Suitable for use in hot and cold environments
- | Non-shrinking- does not crack
- | Strong and versatile

Coverage: For 1/4" Bead (approx)

10 oz		28 oz	
m	ft.	m	ft.
-9	-31	-26	-86



Ardex X32 Microtec

- | Fast setting - 3 hours
- | Water repellent - for fast track swimming pool and wet area applications
- | Ideal for heavy and large format tiles
- | Easy to mix and apply - just add water
- | Ideal for pool surroundings, patios, walkways, roof decks and more
- | For joints up to 1 1/4" (32mm)
- | Ideal for Natural Stone, Porcelain, Granite
- | Two colours: Grey, White

Coverage: 1/4" x 1/4" Sq. Notch trowel; 80 sq. ft. (7.4 sq. m)

PRODUCT DATA

Stones & Bundling	Face Feet Per		Linear Feet Per		Units Per		Per Bundle		Lbs Per	
	Bundle	Unit	Bundle	Unit	Bundle	Face Feet	Layers	Sections	Unit	Bundle
Gormley Manufacturing; U-Grip - Gormley Manufacturing										
Coping 24" - Double Unit (does not include closed end units)	16.00	1.00	64.00	4.00	16	1.00	-	2	145	2,320

Notes: Sold in full bundles or sections only. All measurements are nominal. For more information, samples or custom options, please contact your Unilock Territory Manager or call 1-800-UNILOCK.

*Colour selection should be chosen from actual samples.

PISA SMOOTH™ COPING

CLASSIC



CLIFFSIDE GREY



GRANITE BLEND



IRISH COAST

PRODUCT ATTRIBUTES

Visual Appearance	A sleek, linear aesthetic with clean lines and subtle edge details that blend well with both modern and traditional design.
Finish	Smooth, linear appearance.

PRODUCT SPECIFICATIONS



COPING

13¾ x 21½ x 3⅜"
350 x 550 x 85mm

RECOMMENDED ADHESIVE & MORTAR



Gator Block Bond XP

- | VOC Compliant
- | Low odour- safe indoors or out
- | Fast curing- provides permanent overnight bond
- | Suitable for use in hot and cold environments
- | Non-shrinking- does not crack
- | Strong and versatile

Coverage: For 1/4" Bead (approx)

10 oz		28 oz	
m	ft.	m	ft.
-9	-31	-26	-86



ArDEX X32 Microtec

- | Fast setting - 3 hours
- | Water repellent - for fast track swimming pool and wet area applications
- | Ideal for heavy and large format tiles
- | Easy to mix and apply - just add water
- | Ideal for pool surroundings, patios, walkways, roof decks and more
- | For joints up to 1 ¼" (32mm)
- | Ideal for Natural Stone, Porcelain, Granite
- | Two colours: Grey, White

Coverage: 1/4" x 1/4" Sq. Notch trowel; 80 sq. ft. (7.4 sq. m)

PRODUCT DATA

Stones & Bundling	Bundle	Unit	Bundle	Unit	Bundle	Face Feet	Layers	Unit	Bundle
Gormley Manufacturing									
Coping Unit	18.12	0.50	64.96	-	36	-	6	76.74	2,763

Notes: Sold in full bundles or sections only. For more information, samples or custom options, please contact your Unilock Territory Manager or call 1-800-UNILOCK.


*Colour selection should be chosen from actual samples.

UMBRIANO® COPING

ENDURACOLOR™



FRENCH GREY



GRENADA WHITE **NEW**



MIDNIGHT SKY



SUMMER WHEAT



WINTER MARVEL

PRODUCT ATTRIBUTES

Visual Appearance	Granite-like surface appearance.
Finish	Mottled surface with ColorFusion™ Technology which randomly disperses rich colour and granite particles to achieve a natural, non-slip texture. Factory sealed with EasyClean™, an integral surface protection from stains.

PRODUCT SPECIFICATIONS



CHAMFERED

14 x 24 x 2 3/8"

360 x 600 x 60mm



BULLNOSE

14 x 24 x 2 3/8"

360 x 600 x 60mm

PRODUCT DATA

	Face Feet Per		Linear Feet Per		Units Per		Per Bundle		Lbs Per	
Stones & Bundling	Bundle	Unit	Bundle	Unit	Bundle	Layer	Layers	Sections	Unit	Bundle
Georgetown Manufacturing										
Umbriano Coping	9.30	0.39	47.24	1.97	24	4	6	-	-	1,510

Notes: Sold in full bundles only. For more information, samples or custom options, please contact your Unilock Territory Manager or call 1-800-UNILOCK.

*Colour selection should be chosen from actual samples.

RECOMMENDED ADHESIVE & MORTAR



Gator Block Bond XP

- | VOC Compliant
- | Low odour- safe indoors or out
- | Fast curing- provides permanent overnight bond
- | Suitable for use in hot and cold environments
- | Non-shrinking- does not crack
- | Strong and versatile

Coverage: For 1/4" Bead (approx)

10 oz		28 oz	
m	ft.	m	ft.
-9	-31	-26	-86



Ardex X32 Microtec

- | Fast setting - 3 hours
- | Water repellent - for fast track swimming pool and wet area applications
- | Ideal for heavy and large format tiles
- | Easy to mix and apply - just add water
- | Ideal for pool surroundings, patios, walkways, roof decks and more
- | For joints up to 1 1/4" (32mm)
- | Ideal for Natural Stone, Porcelain, Granite
- | Two colours: Grey, White


Coverage: 1/4" x 1/4" Sq. Notch trowel; 80 sq. ft. (7.4 sq. m)

UNIVERSAL COPING

ENDURACOLOR™



LIGHT GREY



MIDNIGHT CHARCOAL



TAN

PRODUCT ATTRIBUTES

Visual Appearance	Versatile to suit many applications, from traditional to modern.
Finish	Smooth.

PRODUCT SPECIFICATIONS



14 x 19 x 2¾"
360 x 480 x 70mm

EDGE DETAILS



CHAMFERED

RECOMMENDED ADHESIVE & MORTAR



Gator Block Bond XP

- | VOC Compliant
- | Low odour- safe indoors or out
- | Fast curing- provides permanent overnight bond
- | Suitable for use in hot and cold environments
- | Non-shrinking- does not crack
- | Strong and versatile

Coverage: For 1/4" Bead (approx)

10 oz		28 oz	
m	ft.	m	ft.
-9	-31	-26	-86



Ardex X32 Microtec

- | Fast setting - 3 hours
- | Water repellent - for fast track swimming pool and wet area applications
- | Ideal for heavy and large format tiles
- | Easy to mix and apply - just add water
- | Ideal for pool surroundings, patios, walkways, roof decks and more
- | For joints up to 1 ¼" (32mm)
- | Ideal for Natural Stone, Porcelain, Granite
- | Two colours: Grey, White

Coverage: 1/4" x 1/4" Sq. Notch trowel; 80 sq. ft. (7.4 sq. m)

PRODUCT DATA


	Face Feet Per		Linear Feet Per		Units Per		Per Bundle		Lbs Per	
Stones & Bundling	Bundle	Unit	Bundle	Unit	Bundle	Face Feet	Layers	Sections	Unit	Bundle
Pickering Manufacturing										
Universal Coping	17.44	0.36	75.90	1.58	48	-	8	-	57	2,747

Notes: Sold in full bundles only. For more information, samples or custom options, please contact your Unilock Territory Manager or call 1-800-UNILOCK.

*Colour selection should be chosen from actual samples.

NATURAL STONE COPING

BLACK RIVER - LIMESTONE



BLACK RIVER - LIMESTONE *Available in Rock Face only*

PRODUCT ATTRIBUTES

Visual Appearance	Unique and rich. Every stone has its own colour and texture variation, ensuring a one-of-a-kind look for your project.
Finish	Riven surface, calibrated. All sides sawn.

PRODUCT SPECIFICATIONS



4' LENGTH

14 x 48 x 2"

360 x 1200 x 50mm



6' LENGTH

14 x 72 x 2"

360 x 1830 x 50mm

RECOMMENDED ADHESIVE & MORTAR



Gator Block Bond XP

- | VOC Compliant
- | Low odour- safe indoors or out
- | Fast curing- provides permanent overnight bond
- | Suitable for use in hot and cold environments
- | Non-shrinking- does not crack
- | Strong and versatile

Coverage: For 1/4" Bead (approx)

10 oz		28 oz	
m	ft.	m	ft.
-9	-31	-26	-86



Ardex X32 Microtec

- | Fast setting - 3 hours
- | Water repellent - for fast track swimming pool and wet area applications
- | Ideal for heavy and large format tiles
- | Easy to mix and apply - just add water
- | Ideal for pool surroundings, patios, walkways, roof decks and more
- | For joints up to 1 1/4" (32mm)
- | Ideal for Natural Stone, Porcelain, Granite
- | Two colours: Grey, White


Coverage: 1/4" x 1/4" Sq. Notch trowel; 80 sq. ft. (7.4 sq. m)

Natural Edge Coping

Stones & Bundling	Unit Thickness	SqFt/ Crate	Linear Ft/ Crate	Linear Ft/ Unit	Units/ Crate	Lbs/ Unit	Lbs/ Crate
14" x 48" (360 x 1200mm)	2" (50mm)	84	72	4	18	121	2,178
14" x 72" (360 x 1830mm)	2" (50mm)	84	72	6	12	159	1,908

For more information, samples or custom options, please contact your Unilock Territory Manager or call 1-800-UNILOCK.

**All Natural Stone is being stocked at our Barrie location.*



*Contact your Unilock Territory Manager for installation best practices or visit unilock.com and refer to Natural Stone- Installation Guidelines.

commercial.unilock.com/download/documents/technical-guides/

*Colour selection should be chosen from actual samples.

NATURAL STONE COPING

GREYFIELD / INDIAN COAST / IVORY SAND / STONECLIFF GREY - SANDSTONE



GREYFIELD

Available in Rock Face and Smooth



INDIAN COAST

Available in Rock Face and Smooth



IVORY SAND **NEW**

Available in Rock Face only



STONECLIFF GREY

Available in Rock Face only

PRODUCT ATTRIBUTES

Visual Appearance	Unique and rich. Every stone has its own colour and texture variation, ensuring a one-of-a-kind look for your project.
Finish	Riven surface, calibrated. All sides sawn.

PRODUCT SPECIFICATIONS



4' LENGTH

14 x 48 x 2"

360 x 1200 x 50mm



6' LENGTH

14 x 72 x 2"

360 x 1830 x 50mm

RECOMMENDED ADHESIVE & MORTAR



Gator Block Bond XP

- | VOC Compliant
- | Low odour- safe indoors or out
- | Fast curing- provides permanent overnight bond
- | Suitable for use in hot and cold environments
- | Non-shrinking- does not crack
- | Strong and versatile

Coverage: For 1/4" Bead (approx)

10 oz		28 oz	
m	ft.	m	ft.
-9	-31	-26	-86



Ardex X32 Microtec

- | Fast setting - 3 hours
- | Water repellent - for fast track swimming pool and wet area applications
- | Ideal for heavy and large format tiles
- | Easy to mix and apply - just add water
- | Ideal for pool surroundings, patios, walkways, roof decks and more
- | For joints up to 1 1/4" (32mm)
- | Ideal for Natural Stone, Porcelain, Granite
- | Two colours: Grey, White

Coverage: 1/4" x 1/4" Sq. Notch trowel; 80 sq. ft. (7.4 sq. m)

Natural Edge Coping (Smooth or Rock Face)

Stones & Bundling	Unit Thickness	SqFt/ Crate	Linear Ft/ Crate	Linear Ft/ Unit	Units/ Crate	Lbs/ Unit	Lbs/ Crate
14" x 48" (360 x 1200mm)	2" (50mm)	84	72	4	18	121	2,178
14" x 72" (360 x 1830mm)	2" (50mm)	84	72	6	12	159	1,908

For more information, samples or custom options, please contact your Unilock Territory Manager or call 1-800-UNILOCK.

*Colour selection should be chosen from actual samples.

NATURAL STONE PILLAR CAPS & COPING

TUSCAN BUCINE BLUESTONE - SANDSTONE

BUCINE
BLUESTONE®
from Tuscany



TUSCAN BUCINE BLUESTONE - SANDSTONE

PRODUCT ATTRIBUTES

Stone Type	Fine Grained Sedimentary Sandstone
Visual Appearance	Uniform Grey colour sandstone, flamed finish
Origin	Tuscany, Italy
Generic Stone Name	Pietra Extra Dura del Bucine
Age	From ancient populations, through Renaissance
Finish	<i>PILLAR CAP:</i> Flamed Surface, All 4 Edges Flamed <i>COPING:</i> Flamed Surface, 1 Long Edge Flamed & 3 Sawn Edges

PRODUCT SPECIFICATIONS



PILLAR CAP
24 x 24 x 2"
600 x 600 x 50mm



COPING
14 x 48 x 2"
360 x 1200 x 50mm

RECOMMENDED ADHESIVE & MORTAR



Gator Block Bond XP

- | VOC Compliant
- | Low odour- safe indoors or out
- | Fast curing- provides permanent overnight bond
- | Suitable for use in hot and cold environments
- | Non-shrinking- does not crack
- | Strong and versatile

Coverage: For 1/4" Bead (approx)

10 oz		28 oz	
m	ft.	m	ft.
-9	-31	-26	-86



Ardex X32 Microtec

- | Fast setting - 3 hours
- | Water repellent - for fast track swimming pool and wet area applications
- | Ideal for heavy and large format tiles
- | Easy to mix and apply - just add water
- | Ideal for pool surroundings, patios, walkways, roof decks and more
- | For joints up to 1 1/4" (32mm)
- | Ideal for Natural Stone, Porcelain, Granite
- | Two colours: Grey, White

Coverage: 1/4" x 1/4" Sq. Notch trowel; 80 sq. ft. (7.4 sq. m)

*Colour selection should be chosen from actual samples.

LEED TESTING DETAILS

Testing Details	Mean
Water Absorbancy	1.09%
Apparent Density	2660 Kg/m3
Compressive Strength	133 Mpa
Modulus of Rupture	19.5 Mpa (17.3%)
Slip Resistance (When Wet)	69 SRV

PRODUCT DATA

Stones & Bundling	Unit Thickness	SqFt/ Crate	SqFt/ Stone	Lin.Ft/ Unit	Units/ Crate	Lbs/ Unit	Lbs/ Crate
Pillar Cap 24" x 24" x 2" (600 x 600mm)	2" (50mm)	56.08	4	2	14	54.00	756
Coping 14" x 48" x 2" (360 x 1200)	2" (50mm)	121.33	4.80	4	26	130.07	3,381.89

For more information, samples or custom options, please contact your Unilock Territory Manager or call 1-800-UNILOCK.


**All Natural Stone is being stocked at our Barrie location.*



*Contact your Unilock Territory Manager for installation best practices or visit unilock.com and refer to Natural Stone- Installation Guidelines.

commercial.unilock.com/download/documents/technical-guides/

SOLAR REFLECTIVE INDEX (SRI) TESTING DETAILS


Product	Solar Reflectance	SRI	Thermal Emittance
Bucine Bluestone	0.35	36 	0.87

CANADIAN GRANITE COPING




161

AVAILABLE WHILE QUANTITIES LAST



BLACKRIDGE

Coping is available in both Rock Face and Smooth.



DEER RIDGE

Coping is available in both Rock Face and Smooth.

PRODUCT ATTRIBUTES

Visual Appearance	Granite is a light-coloured igneous rock with grains large enough to be visible with the unaided eye.
Finish	Flamed surface. All sides sawn.

PRODUCT SPECIFICATIONS



4' LENGTH

14 x 48 x 2"

360 x 1200 x 50mm



6' LENGTH

14 x 72 x 2"

360 x 1830 x 50mm



PILLAR CAP

28 x 28 x 2"

700 x 700 x 50mm

RECOMMENDED ADHESIVE & MORTAR



Gator Block Bond XP

- VOC Compliant
- Low odour- safe indoors or out
- Fast curing- provides permanent overnight bond
- Suitable for use in hot and cold environments
- Non-shrinking- does not crack
- Strong and versatile

Coverage: For 1/4" Bead (approx)

10 oz		28 oz	
m	ft.	m	ft.
-9	-31	-26	-86



Ardex X32 Microtec

- Fast setting - 3 hours
- Water repellent - for fast track swimming pool and wet area applications
- Ideal for heavy and large format tiles
- Easy to mix and apply - just add water
- Ideal for pool surroundings, patios, walkways, roof decks and more
- For joints up to 1 1/4" (32mm)
- Ideal for Natural Stone, Porcelain, Granite
- Two colours: Grey, White

Coverage: 1/4" x 1/4" Sq. Notch trowel; 80 sq. ft. (7.4 sq. m)

Granite Coping & Pillar Cap

Stones & Bundling	Unit Thickness	Face Ft/ Crate	Linear Ft/ Crate	Linear Ft/ Unit	Units/ Crate	Lbs/ Unit	Lbs/ Crate
Coping - 48" x 14"	2" (50mm)	84	72	4	18	130	2,340
Coping - 72" x 14"	2" (50mm)	84	72	6	12	205	2,460
Pillar Cap - 28" x 28"	2" (50mm)	18.67	-	-	12	167	2,004

For more information, samples or custom options, please contact your Unilock Territory Manager or call 1-800-UNILOCK.

*All Natural Stone is being stocked at our Barrie location.

*Colour selection should be chosen from actual samples.

UNILOCK

NATURAL STONE COPING & CAPS / CANADIAN GRANITE COPING & CAPS


STEPS, TREADS,
COPING & CAPS

LEDGESTONE™ STEPS

STONEMARK™



BUFF



GREY

PRODUCT ATTRIBUTES

Visual Appearance	Look and feel of Natural Stone.
Finish	Smooth top with Rock Face edges.

PRODUCT SPECIFICATIONS



48" STEP
24 x 48 x 6"
600 x 1200 x 150mm

TECHNICAL INFORMATION

ASTM C 1372 Standard Specifications for Dry-Cast Segmental Retaining Wall Units

Conforms to:

- C140 for Absorption and Compressive Strength > 3000 PSI
- C1262 for Freeze Thaw Durability <1% mass loss
- C1372 Overall dimensional variations permissible for width, height and length +/- 1/8" (+/-3.2mm)

Unilock standards exceed 8,000 PSI for Ledgestone products with:

- 4% absorption avg.
- 5% absorption max.
- Dimensional Accuracy +/- 5/64" (+/-2.00mm)

Test results available upon request

LEED INFORMATION

Materials & Resources: LEED V4:

- Building Product Disclosure and Optimization
- Sourcing of Raw Materials - Sourcing of Raw Materials and Extraction • **1 point**
- Sourcing of Raw Materials - Leadership Extraction Practices • **1 point**
- Material Ingredient Reporting - Material Ingredient Reporting • **1 point**
- Material Ingredient Reporting - Material Ingredient Optimization • **1 point**
- Environmental Product Declaration • **1 point**


PRODUCT DATA

Stones & Bundling	Face Feet Per		Linear Feet Per		Units Per		Per Bundle		Lbs Per	
	Bundle	Unit	Bundle	Unit	Bundle	Face Feet	Layers	Sections	Unit	Bundle
Coping & 24 x 24 Pillar Cap - Georgetown Manufacturing										
Step - 24" x 48" (600 x 1200mm)	-	-	12.00	4.00	3	-	-	-	574	1,721

Notes: **Ledgestone Steps are sold in full bundles and on a refundable skid.** All sales of this product are final and non-refundable. All measurements are nominal. For more information, samples or custom options, please contact your Unilock Territory Manager or call 1-800-UNILOCK.

*Colour selection should be chosen from actual samples.

SIENASTONE™ STEPS



GRANITE



MAHOGANY ASH



NATURAL

PRODUCT ATTRIBUTES

Visual Appearance	Bold and dramatic. An attractive solution for most heavy-duty step applications.
Finish	Split and weathered.

PRODUCT SPECIFICATIONS



STEP

20 x 47¼ x 7¼"

500 x 1200 x 185mm

PRODUCT DATA

Stones & Bundling	Face Feet Per		Linear Feet Per		Units Per		Per Bundle		Lbs Per	
	Bundle	Unit	Bundle	Unit	Bundle	Face Feet	Layers	Sections	Unit	Bundle
Gormley Manufacturing										
Step 48" (500 x 1200mm)	14.28	2.38	24.00	4.00	6	0.43	-	-	570	3,420

Notes: 48" step 2 edge details on the same unit (Chamfer and Rounded). Engineering services are available. For more information, samples or custom options, please contact your Unilock Territory Manager or call 1-800-UNILOCK.

*Colour selection should be chosen from actual samples.


SIENASTONE™ SMOOTH STEPS



GRANITE BLEND



LIGHT GREY



MIDNIGHT CHARCOAL



TAN

PRODUCT ATTRIBUTES

Visual Appearance	Bold and dramatic. An attractive solution for most heavy-duty step applications.
Finish	Smooth.

PRODUCT SPECIFICATIONS



48" STEP
20 x 47¼ x 7"
500 x 1200 x 180mm



72" STEP
20 x 70¾ x 7"
500 x 1800 x 180mm

2 Edge details available on the same unit (Chamfer and rounded).
Contact your Unilock Territory Manager or call 1-800-UNILOCK for more information.

PRODUCT DATA


Stones & Bundling	Face Feet Per		Linear Feet Per		Units Per		Per Bundle		Lbs Per	
	Bundle	Unit	Bundle	Unit	Bundle	Face Feet	Layers	Sections	Unit	Bundle
Gormley Manufacturing										
Step 48" (500 x 1200mm)	13.95	2.33	24.00	4.00	6	0.43	-	-	570	3,420
Step 72" (500 x 1800mm)	6.97	3.48	11.81	5.91	2	0.29	-	-	798	1,596

Notes: 48" and 72" step 2 edge details on the same unit (Chamfer and Rounded). Engineering services are available. For more information, samples or custom options, please contact your Unilock Territory Manager or call 1-800-UNILOCK.

*Colour selection should be chosen from actual samples.

NATURAL STONE STEPS

BLACK RIVER - LIMESTONE



BLACK RIVER - LIMESTONE

Steps are available in Rock Face only.

PRODUCT ATTRIBUTES

Visual Appearance	Unique and rich. Every stone has its own colour and texture variation, ensuring a one-of-a-kind look for your project.
Finish	Riven surface, calibrated. All sides sawn.

PRODUCT SPECIFICATIONS



4' LENGTH

16 x 47¼ x 6"
400 x 1200 x 150mm



6' LENGTH

16 x 70¾ x 6"
400 x 1800 x 150mm

Steps

Stones & Bundling	Unit Thickness	SqFt/ Crate	Linear Ft/ Crate	Linear Ft/ Unit	Units/ Crate	Lbs/ Unit	Lbs/ Crate
16" x 48" (400 x 1200mm)	6" (150mm)	32	24	4	6	421.08	2,526
16" x 72" (400 x 1800mm)	6" (150mm)	32	24	6	4	628.31	2,513

For more information, samples or custom options, please contact your Unilock Territory Manager or call 1-800-UNILOCK.

**All Natural Stone is being stocked at our Barrie location.*



*Contact your Unilock Territory Manager for installation best practices or visit unilock.com and refer to Natural Stone- Installation Guidelines.

commercial.unilock.com/download/documents/technical-guides/

*Colour selection should be chosen from actual samples.

NATURAL STONE STEPS

GREYFIELD / INDIAN COAST / IVORY SAND / STONECLIFF GREY - SANDSTONE




GREYFIELD

Available in Rock Face and Smooth



INDIAN COAST

Available in Rock Face and Smooth



IVORY SAND **NEW**

Available in Rock Face only



STONECLIFF GREY

Available in Rock Face only

PRODUCT ATTRIBUTES

Visual Appearance	Unique and rich. Every stone has it's own colour and texture variation, ensuring a one-of-a-kind look for your project.
Finish	Riven surface, calibrated. All sides sawn.

PRODUCT SPECIFICATIONS



4' LENGTH

16 x 47¼ x 6"

400 x 1200 x 150mm



6' LENGTH

16 x 70¾ x 6"

400 x 1800 x 150mm

Steps

Stones & Bundling	Unit Thickness	SqFt/ Crate	Linear Ft/ Crate	Linear Ft/ Unit	Units/ Crate	Lbs/ Unit	Lbs/ Crate
16" x 48" (400 x 1200mm)	6" (150mm)	32	24	4	6	421.08	2,526
16" x 72" (400 x 1800mm)	6" (150mm)	32	24	6	4	628.31	2,513

For more information, samples or custom options, please contact your Unilock Territory Manager or call 1-800-UNILOCK.



**All Natural Stone is being stocked at our Barrie location.*

**Contact your Unilock Territory Manager for installation best practices or visit unilock.com and refer to Natural Stone- Installation Guidelines.*

commercial.unilock.com/download/documents/technical-guides/

**Colour selection should be chosen from actual samples.*

NATURAL STONE STEPS



TUSCAN BUCINE BLUESTONE - SANDSTONE



TUSCAN BUCINE BLUESTONE - SANDSTONE

PRODUCT ATTRIBUTES

Stone Type	Fine Grained Sedimentary Sandstone
Visual Appearance	Uniform Grey colour sandstone, flamed finish
Origin	Tuscany, Italy
Generic Stone Name	Pietra Extra Dura del Bucine
Age	From ancient populations, through Renaissance
Finish	<i>STEPS</i> : Flamed Surface, 1 Long Edge Flamed & 3 Sawn Edges

PRODUCT SPECIFICATIONS



STEPS

24 x 48 x 6"


600 x 1200 x 150mm

LEED TESTING DETAILS

Testing Details	Mean
Water Absorbancy	1.09%
Apparent Density	2660 Kg/m ³
Compressive Strength	133 Mpa
Modulus of Rupture	19.5 Mpa (17.3%)
Slip Resistance (When Wet)	69 SRV

*Colour selection should be chosen from actual samples.

SOLAR REFLECTIVE INDEX (SRI) TESTING DETAILS

Product	Solar Reflectance	SRI	Thermal Emittance
Bucine Bluestone	0.35	36 	0.87

PRODUCT DATA

Stones & Bundling	Unit Thickness	SqFt/ Crate	SqFt/ Stone	Lin.Ft/ Unit	Units/ Crate	Lbs/ Unit	Lbs/ Crate
Steps 24" x 48" x 6" (600 x 1200mm)	6" (150mm)	32	8	4	4	189.60	7,584

For more information, samples or custom options, please contact your Unilock Territory Manager or call 1-800-UNILOCK.

**All Natural Stone is being stocked at our Barrie location.*




*Contact your Unilock Territory Manager for installation best practices or visit unilock.com and refer to Natural Stone- Installation Guidelines.

commercial.unilock.com/download/documents/technical-guides/


CANADIAN GRANITE STEPS

AVAILABLE WHILE QUANTITIES LAST



BLACKRIDGE

Steps are available in both Rock Face and Smooth.



DEER RIDGE

Steps are available in both Rock Face and Smooth.

PRODUCT ATTRIBUTES

Visual Appearance	Granite is a light-coloured igneous rock with grains large enough to be visible with the unaided eye
Finish	Flamed surface. All sides sawn.

PRODUCT SPECIFICATIONS



4' LENGTH

16 x 47¼ x 7"

400 x 1200 x 180mm



6' LENGTH

16 x 70¾ x 7"

400 x 1800 x 180mm



CURB

6 x 36 x 8"

150 x 900 x 200mm

Available in Blackridge only

Rock Face only

Granite Steps & Curb


































Stones & Bundling	Unit Thickness	SqFt/ Crate	Linear Ft/ Crate	Linear Ft/ Unit	Units/ Crates	Lbs/ Unit	Lbs/ Crate
Step - 16" x 48" (400 x 1200mm)	7" (180mm)	16	12	4	3	553	1,660
Step - 16" x 72" (400 x 1800mm)	7" (180mm)	24	18	6	3	830	2,490
Curb - 6" x 36" (150x 900mm)	8" (200mm)	18	36	3	12	175	2,100

For more information, samples or custom options, please contact your Unilock Territory Manager or call 1-800-UNILOCK.

**All Natural Stone is being stocked at our Barrie location.*

**Colour selection should be chosen from actual samples.*

COPING PAIRINGS

	 LEDGESTONE™ COPING	 UNIVERSAL COPING	 NATURAL STONE	 BRUSSELS FULLNOSE™	 PISA2™ COPING	 UMBRIANO™ COPING
BRUSSELS DIMENSIONAL STONE*						
LINEO™ DIMENSIONAL STONE						
PISA2™						
PISA™ SMOOTH						
U-CARA®						
POOL						

STEP TREAD PAIRINGS

	<div></div> <div>LEDGESTONE™ STEPS</div>	<div></div> <div>NATURAL STONE STEPS</div>	<div></div> <div>SIENASTONE™</div>	<div></div> <div>SIENASTONE™ SMOOTH</div>
BRUSSELS DIMENSIONAL STONE*				
LINEO™ DIMENSIONAL STONE				
SIENASTONE™				
U-CARA*				





UNILOCK® COLLECTION OF

Hardscape Accessories

HARDSCAPE
ACCESSORIES

SUNSET FIRE PIT

Square and Round Fire Pits are available in Brussels Dimensional Stone® colors: Sandstone and Mahogany Ash.

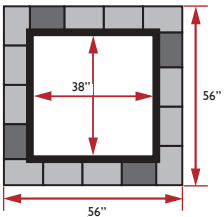


Square
(shown in Mahogany Ash)



Round
(shown in Mahogany Ash)

Reduced Smoke Insert only available for Round Sunset Fire Pit



MAHOGANY ASH



SANDSTONE



FIRE PIT GRILL
Fire Pit Insert and Grill are included with the Sunset Fire Pit. This Grill fits securely into the Square Fire Pit. The swiveling Grill surface is 14" x 18".



24" SWING AWAY GRILL



ACCESSORY POST WITH COLLAR

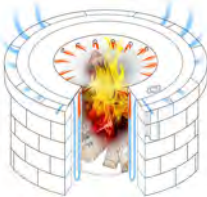


KETTLE WINCH

All components are sold separately.

UNILOCK REDUCED SMOKE INSERT
AVAILABLE FOR RIVERCREST FIRE PIT KIT

Reduced Smoke Insert to be purchased separately.



ZENTRO TECHNOLOGY FIRE PIT INSERT

Stones & Bundling	Stones per Course	Stones per Pallet	Diameter Outside of Stone	Diameter Inside of Stone	Diameter Pit Insert	Lbs/Pallet	Kits/Bundle
Sunset - Ayr Manufacturing/Rivercrest - Georgetown Manufacturing							
Sunset/Brussels Dimensional Stone							
Square Fire Pit	16	48	56"	40"	38"	1545	1
Round Fire Pit	4	12	54"	36"	-	1512	1



Sunset Round Fire pit shown in Sandstone.

*Colour selection should be chosen from actual samples.

UNILOCK ELEMENTS




MODA

SPECIAL ORDER

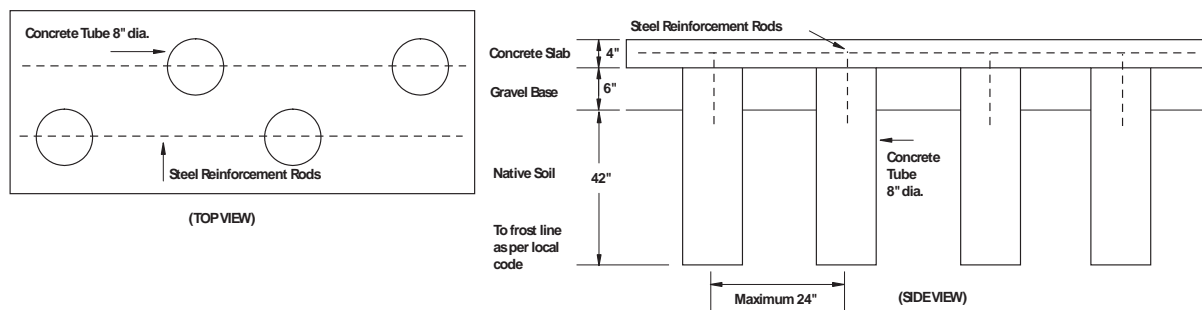
Lineo, Series – Granite,
Black Granite

WOOD BURNING ONLY

The Moda pre-built fireplace is constructed from Lineo Dimensional Stone and Series accent.



Typical Cross Section for Concrete Pad Installation



Guarantee: The standard Unilock guarantee applies to the units used to construct Unilock Elements. (See Unilock literature for details.) Third party grills and fireboxes carry their respective manufacturer's warranty and may change without notice.

Note: Unilock reserves the right to change model designs, accessories and colours without notice. Unilock will not be responsible for improper use or handling that results in property damage. Some models may not be exactly as shown. Fireplaces come complete with UL-approved stainless steel fireboxes. Check local building codes and regulations prior to ordering and installing Unilock Elements.

*Colour selection should be chosen from actual samples.

UNILOCK

UNILOCK ELEMENTS

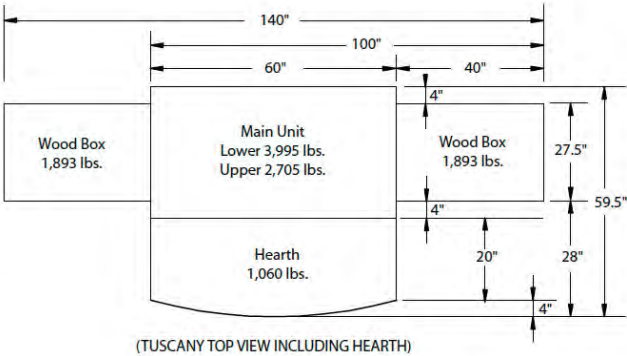
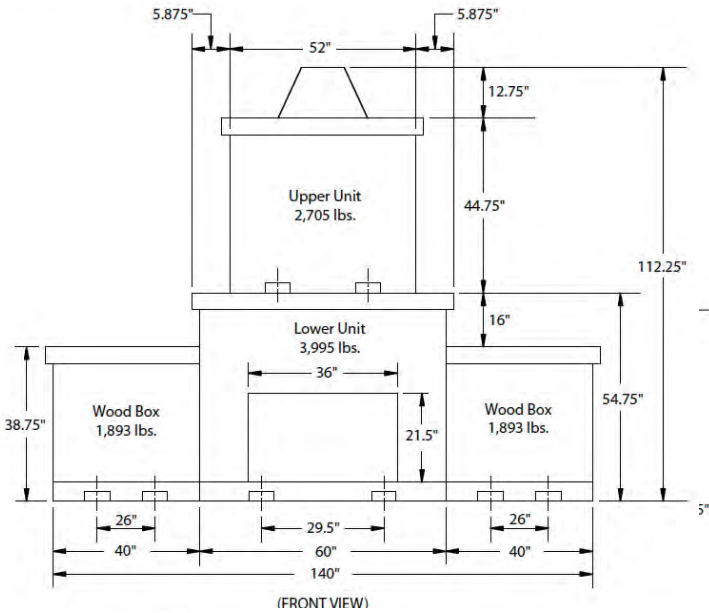


TUSCANY
SPECIAL ORDER
Brussels Dimensional,
Cophorne - Sandstone,
with Cophorne 3 color
blend accent

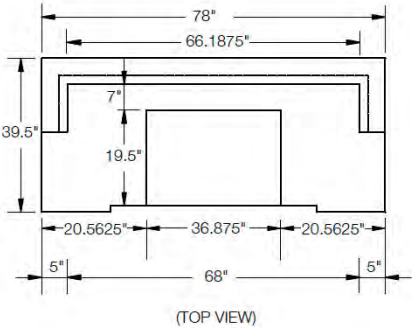
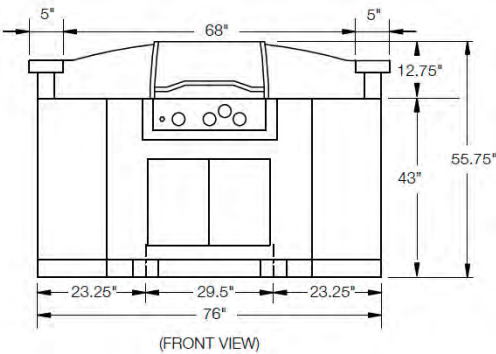
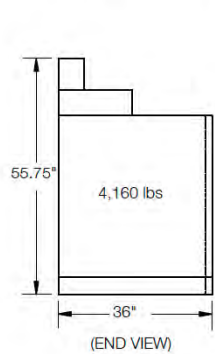
WOOD BURNING ONLY

The Tuscany pre-built fireplace is constructed from Brussels Dimensional Stone and Cophorne accents.

Tuscany Fireplace

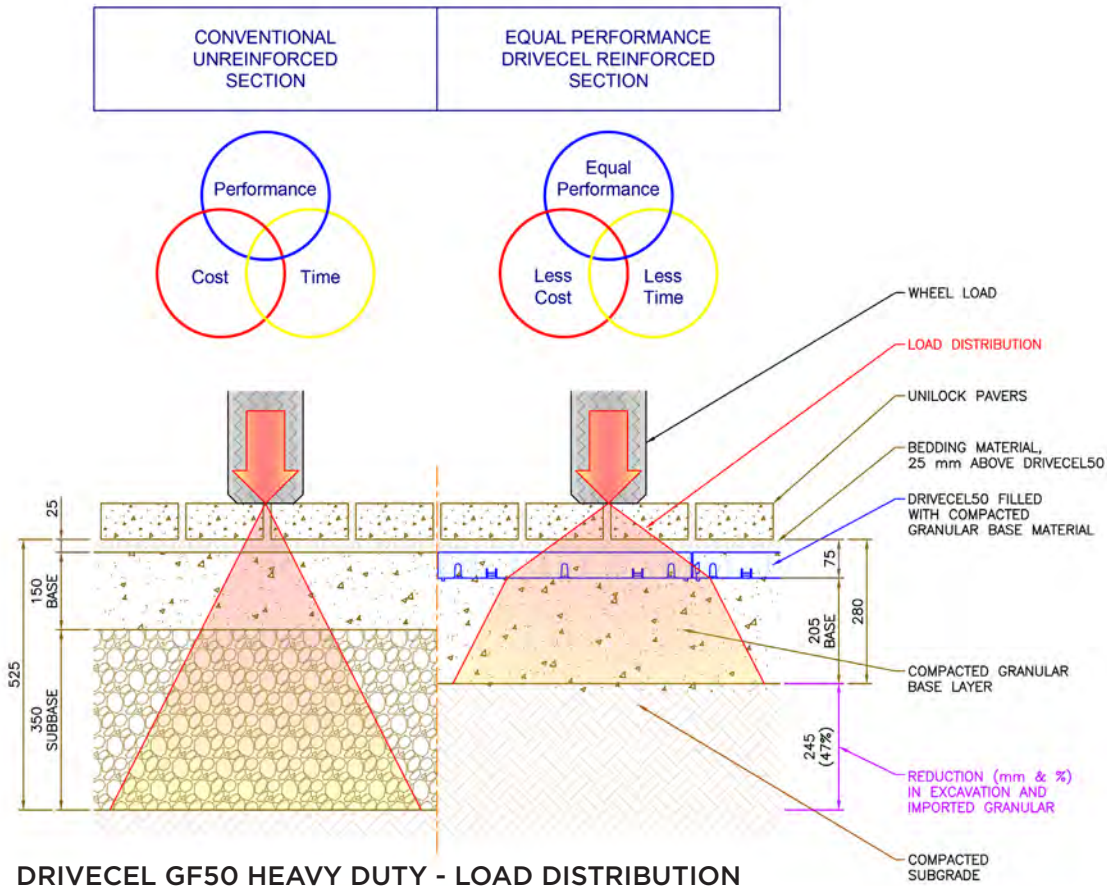


Tuscany Grill Island



*Colour selection should be chosen from actual samples.






PRODUCT ATTRIBUTES

Structure	A Stiff, geocellular confinement system for soil reinforcement and load distribution.
Material	Made of 100% recycled low density polyethylene (LDPE) plastic. Stiff, yet flexible, even at low temperatures (does not become brittle). Long lasting, durable and environmentally friendly. Resistant to biological, chemical and UV degradation.
Performance	Creates a revolutionary Reinforced Soil Structure (RSS) with high tensile and compressive strength to maximize the performance of pavement structures. Extremely permeable; great for permeable pavements. 10 year product guarantee.
Construction	Lightweight and easy to handle. Simple and quick installation. Allows for easy repairs / adjustments after installation.

PRODUCT SPECIFICATIONS

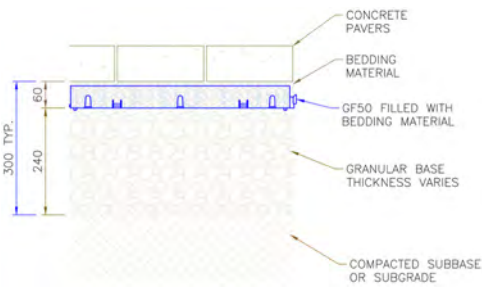


DRIVECEL30 LIGHT DUTY
20 x 20 x 1.2"
500 x 500 x 30mm

DRIVECEL50 HEAVY DUTY
20 x 20 x 2"
500 x 500 x 50mm

TYPICAL APPLICATIONS

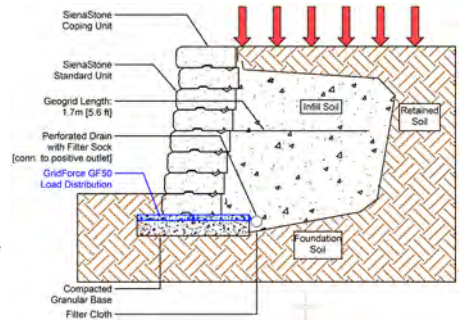
PAVEMENT STRUCTURES



TRANSITIONS



WALL LEVELLING PADS



TECHNICAL INFORMATION

Conforms to:

- DIN 38412 - Neutral for the environment, lifespan higher than 10 years
- DIN 4102 - Approval emergency access routes, fire resistance
- DIN 1072 - Approval for 20 tonne axle load, driveways, road extensions, bridges
- DIN IN ISO 124 and B125 - Approval for car parks, access roads & storage areas

Maximum Load Capacity = 1,000 tonnes / m² (filled)

Temperature Range = -35°C to 85°C (-31°F to 185 °F)

Tile Wall Thickness = 3 mm (for GF50, GF40 & GF30)

Performance Design Life = >100 years

ENVIRONMENTAL INFORMATION

- Made from 100% recycled plastic
- Recyclable
- Neutral for the environment

PRODUCT DATA

Tiles & Bundling	Unit	Area Per (m ² / ft ²)		Units Per		Per Bundle		Mass Per (kg / lbs)	
	Thickness	Unit	Bundle	Layer	Bundle	Layers	Dimensions	Unit	Bundle
DriveCel30 <i>Light Duty</i>	1.2" (30mm)	0.250 / 2.69	80 / 861.1	4 (2x2)	320	80	1.05 x 1.05 x 2.55 m 3.44 x 3.44 x 8.37 ft	1.1 / 2.4	352 / 776.0
DriveCel50 <i>Heavy Duty</i>	2" (50mm)	0.250 / 2.69	48 / 516.7	4 (2x2)	192	48	1.05 x 1.05 x 2.55 m 3.44 x 3.44 x 8.37 ft	1.6 / 3.5	307.2 / 677.2

Notes: Engineering services are available for site-specific designs and drawings. For more information or for custom options, please contact your Unilock Territory Manager or call 1-800-UNILOCK.

APPLICATIONS

Pavement Structure Reinforcement

Under pavers, on subgrade for improvement, multi-layers for maximum performance and durability, conventional and permeable pavements, driveways, patios, walkways, pool decks, roof decks, over parking garages, trails and paths.

Pavement Transitions

Pavers to asphalt, pavers to concrete, driveways to garage, around catch basins and maintenance holes, over culverts.

Access Roads

Emergency and fire access, temporary construction access, grassed permeable pavers.

Foundation Support

Retaining wall levelling pads, outdoor kitchens, barbecues and fireplaces.


Low Impact Development (LID)

Permeable pavers with water storage in the pavement structure.

*Things to know:

Handling and installation - Tiles are installed by laying on the ground and connecting them together with the built-in male and female connectors. Tiles may be driven on while empty for temporary applications. Tiles should be filled and compacted for maximum strength and load distribution.

DRIVEGRID SYSTEM™

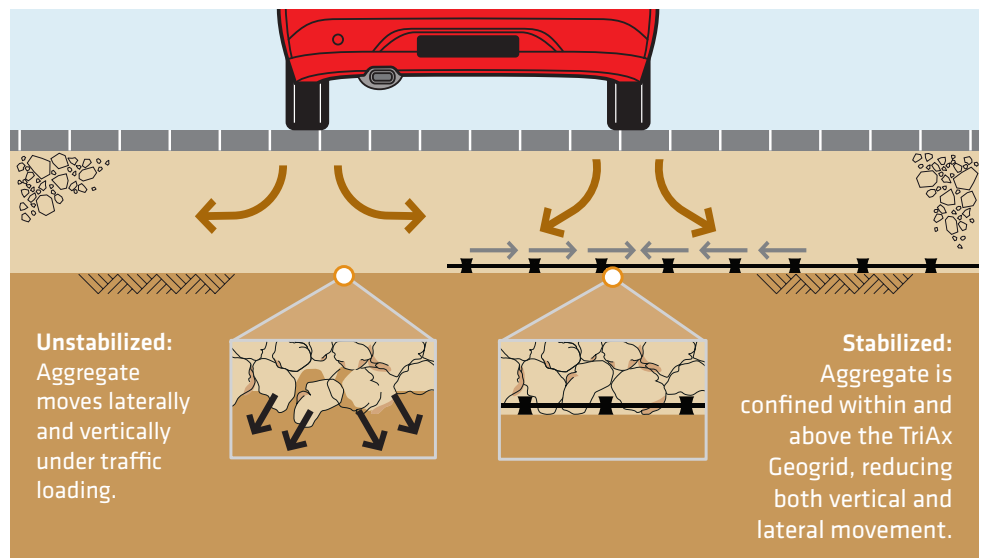


WHY DRIVEGRID?

- ✓ EASY TO INSTALL**
 Rolls are easy to handle and rollout onto the subgrade. It takes only minutes. Rolls can be easily cut in half with a cut-off saw for small projects.
- ✓ REDUCES OVERALL PROJECT COST**
 DriveGrid mechanically stabilizes the base so you need less gravel base to accomplish the same load bearing capacity as a deeper base which saves money on base and excavation.
- ✓ INEXPENSIVE**
 DriveGrid is very inexpensive to purchase and affects the project cost only marginally. Many contractors see DriveGrid as inexpensive insurance.
- ✓ PROVEN TENSAR® TRIAX® TECHNOLOGY**
 Used for extensive road work around the world, the Tensar Triax Technology has proven itself in project performance and longevity.

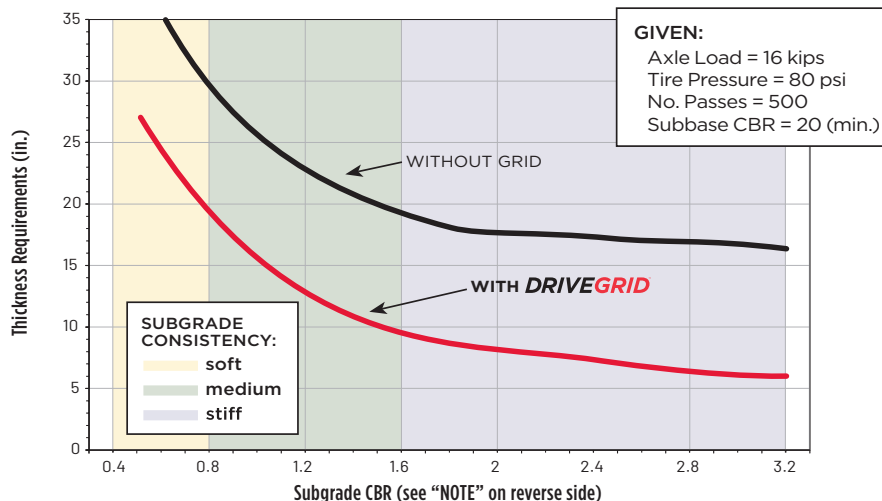
PRODUCT ATTRIBUTES

Structure	120' x 13.1' Roll, 1,576 sqft / Roll, 56 lb Roll
Material	Manufactured from a punched polypropylene sheet oriented in multiple, equilateral directions to form its triangular apertures, resulting in high radial stiffness throughout the full 360 degrees. This feature yields a more efficient product that delivers optimal in-service stress transfer from the aggregate to the stabilizing geogrid.
Performance	An advanced product specifically designed for trafficked surfaces. DriveGrid Geogrid's multi-directional properties leverage triangular geometry, one of construction's most stable and widely utilized shapes, to provide an enhanced level of in-plane stiffness. Its triangular structure, coupled with improved rib and junction geometry, offers the construction industry an improved alternative to conventional materials and practices.
Construction	Lightweight and easy to handle. Simple and quick installation. Allows for easy repairs / adjustments after installation.





Potential Base Reduction for Paver Driveways



Aggregate thickness is based on Giroud-Han design methodology for unpaved roadways, using 1.5 inch maximum rut depth. Any ruts that occur prior to paver installation should be filled with additional aggregate or bedding material. Additional aggregate will be required if traffic loading or passes will exceed those given above prior to paver installation.

Unilock Drivegrid System™ is a Trademark of Hengestone Holdings Inc. in North America.

TECHNICAL INFORMATION

THINGS TO KNOW

Mechanical stabilization of granular bases with geogrid is a proven technology with thousands of miles of roads around the world to its testament. DriveGrid® geogrid, is made with Tensar Triax Technology™ and is a superior geogrid to bi-lateral geogrid in that it provides unilateral stabilization regardless of the load pressure points.

When Unilock learned about the tremendous benefits that are derived from mechanical base stabilization, we made sure to share this technology with our customers and are continuously recommending that they incorporate this inexpensive insurance into every residential hardscape.

Not only is there an increased load-bearing performance when DriveGrid is used, but base thickness can be reduced up to 50% resulting in substantial savings with the reduction of excavation, gravel and compaction time required.

DriveGrid should be used on every project. It is definitely a hardscape best practice and makes good business sense, from initial savings to reduction in project callbacks and repairs.

Installation

The installation of DriveGrid is easy. It is simply rolled out and placed at the bottom of your excavation (provided that it is no deeper than 12" (30cm)) before placing the gravel. The gravel sits directly over the geogrid and creates a lock-up of the gravel. The gravel must be an approved road base gradation or a permeable base material like ¾" open graded stone (ASTM No. 57). The maximum benefit of DriveGrid is when it is about 8" below the paver surface. The deeper the base, the less benefit is derived. For additional strength, we recommend 2 layers of grid about 6" apart.

PACKAGING

120' x 13.1' Roll
 1,572 sqft / Roll
 56 lb / Roll

Visit contractor.unilock.com/product/unilock-drivegrid/ for more information and product videos.

**UNICARE™ NATURAL STONE ACIDCLEAN™**

1L and 5L

Removal of:

- Cement Staining
- Efflorescence
- Iron Oxide (Rust)
- Cement mortar
- Grout

Note: Never use hydrochloric or sulphuric acid based products. **ONLY FOR ACID RESISTANT NATURAL STONE.** Carefully read all instructions and safety information on product label prior to application. For additional safety information, see MSDS. Coverage: 10-50 M²/L depending on dilution.

**UNICARE™ NATURAL POWERCLEAN™**

1L and 5L

Removal of:

- Oil & Grease
- Food Stains
- General Dirt & Mud
- Light cement contamination (on acid sensitive surfaces)
- Sap & certain plant stains

Note: Carefully read all instructions and safety information on product label prior to application. For additional safety information, see MSDS. For Natural Stone only. Coverage: 10-32 M²/L depending on dilution.

**UNICARE™ BIOCLEAN™**

1L and 5L

Removal of:

- Black spot algae
- Green algae
- Plant stains from leaves, wood, trees, berries & flowers
- Organic staining from bark & compost
- Colored stains from food spillages, tea, coffee and wine

Note: Carefully read all instructions and safety information on product label prior to application. For additional safety information, see MSDS. For Natural Stone only. Coverage: 4-8 M²/L depending on dilution.

**ALLIANCE GATOR CLEAN PAVER SHAMPOO**

Gator Clean Shampoo removes ground-in dirt from the surface of concrete pavers and natural stones. It will make the pavers, patio slabs, walls & natural stones look clean and vibrant. Applying Gator Clean Shampoo before a sealer application will assure you of a deeper penetration into the cleaned surface. 1 gal. covers up to 375 sq. ft. Coverage will depend on joint width and surface porosity. Available in 1 gal. & 5 gal.; 4 units of 1 gal./case, 24 cases/pallet; 48 units of 5 gal./pallet.

Note: Carefully read all instructions and safety information on product label prior to application. For additional safety information, see MSDS.

**ALLIANCE GATOR CLEAN EFFLORESCENCE & SLURRY REMOVER**

Gator Efflorescence Cleaner will remove any efflorescence stains trapped in the concrete pavers and natural stone pores. It will make the pavers look more clean and vibrant without discolouring or damaging the paver surface. This efflorescence cleaning is a necessary step before a sealer is applied. The sealer will be able to get a deeper penetration into the now-clean pores. Approximate coverage (diluted) is 200 sq. ft. Available in 1 gal. & 5 gal.; 4 units of 1 gal./case, 24 cases/pallet; 48 units of 5 gal./pallet.

* ALWAYS DILUTE. ALWAYS TEST. Product can discolor pavers. Read directions carefully.

Note: Carefully read all instructions and safety information on product label prior to application. For additional safety information, see MSDS.

**ROMEX® D7000 JOINT STRENGTHENER & SURFACE SEALER**

FEATURES: All-in-One, Eco-friendly Jointing Sand Stabiliser and Surface Sealer. Easy topical application that protects against wash out, weed growth and allows for light surface pressure washing once cured. Sealing properties protect the surface from dirt, oil and corrosion from climate exposure and de-icing salt. Must be used with Romex Fugensand Jointing sand.

Packaging: 1L / 5 gallon
48 units of 5 gallon per pallet

IDEAL FOR:

- Joint widths from 1mm (1/16")
- Unbonded construction
- Patios, Walkways, Driveways, Public spaces

Recommended for these Unilock products: Artline, Bronte Street Paver, Brussels Block, Copthorne, Double Holland, Hollandstone, Il Campo, Mattoni, Metro Slab, Northshore, Optiloc, Promenade Plank Paver, Promenade Plank Slab, Revela, Senzo, Series, Soreno Slab, Umbriano 70mm (Vehicular), Windermere Flagstone.

Approximate coverage: 600-800 sqft per 5 gallon container, depending on joint width and surface porosity.

SEALERS / ADHESIVE / EDGING

**ROMEX® COLOUR ENHANCER**

FEATURES: Surface enhancement solution designed for the refining and visual improvement of the paving surface. Provides surface protection and helps to repel dirt and water. Ideal for indoor and outdoor use thanks to the ROMEX Colour Enhancer's durability and ease of use.

Packaging: 1L can
6 cans per box

IDEAL FOR:

- Indoor & Outdoor use
- Private & Public areas
- All Natural Stone, Porcelain, Concrete & Wood paving systems

**UNICARE™ NATURAL STONE MATTE SEALER**

1L and 5L

For Porous Stones - Natural Stone only

- No change of color
- No surface coating, sheen or shine at all
- Riven Sandstone & Smooth Sandstone

Note: Carefully read all instructions and safety information on product label prior to application. For additional safety information, see MSDS. Coverage: 6 M²/L depending on dilution.

**UNICARE™ NATURAL STONE COLOUR ENHANCER SEALER**

1L and 5L

Color Enhancement For Porous Stones (for Natural Stone only)

- No surface coating, sheen or shine
 - Breathable
 - Lasts several years
 - Easy to apply
- Note:** Carefully read all instructions and safety information on product label prior to application. For additional safety information, see MSDS. Coverage: 6 M²/L depending on dilution.

**ALLIANCE GATOR NATURAL STONE FINISH + COLOR ENHANCER - ZERO GLOSS**

Gator Seal for Natural Stone is made of silicone based polymers. This sealer penetrates deep into the natural stone thus reducing the oil and dirt penetration, as well as protecting them from the corrosion of de-icing salt. Approximate coverage 200 - 400 sq. ft. per gallon, depending on stone porosity and other factors. Available in 1 gal. & 5 gal.; 4 units of 1 gal./case, 24 cases/pallet; 48 units of 5 gal./pallet.

Note: Carefully read all instructions and safety information on product label prior to application. For additional safety information, see MSDS.

Waiting for replacement products from Alliance for discontinued items

ALLIANCE GATOR BLOCK POLYURETHANE XP XTRA PERFORMANCE ADHESIVE

Gator Block XP Adhesive is one of the strongest polyurethane adhesives on the market. It is especially formulated for bonding concrete, natural stones, blocks, bricks and pavers. It is intended to provide a permanent bond to approved materials and can be used on dry or humid surfaces.

Approximate coverage 31 ft per 10oz. / 86 ft per 28oz.; 12 units/case in box sizes.

**ALLIANCE GATOR XTREME EDGE**

FEATURES: Gator Xtreme Edge is the ultimate fiber-reinforced structural edge which creates a strong and economical edging solution for any hardscape project. Suitable for any traditional, permeable, Gator Base, or overlay application. Offers permanent continuous lateral support for pavers, slabs, natural and wet cast stone.

Packaging: 50 lb bag / 22.7 kg bag
56 bags / skid

**ALLIANCE GATOR EDGE RIGID & FLEX**

Gator Edge Products are easy to use and quick to install. An excellence choice, it offers great lateral support and makes definition easier for alleys, driveways or sidewalks. They are made with 100% polypropylene or polyethylene for strength and flexibility.

Packaging: 24 pcs/bdl, 28 bdl/skid, 1 skid = 5,376 lin.ft.



ADHESIVE

HARDSCAPE ACCESSORIES | CLEANERS, SEALERS, ADHESIVES & EDGING

HARDSCAPE
ACCESSORIES

EDGING / SANDS

PERMA PAVER® CONCRETE EDGING

FEATURES: Perma Paver Edging is 40% more permeable and over 700% more flexible than concrete. Perma Paver Edging uses non-porous aggregates (sand and gravel) so the aggregate will not absorb or retain water like limestone aggregates found in most concretes and mortars which retain water like a sponge, greatly increasing the chance of failure. It also uses a proprietary blend of additives, making it much more permeable than concrete or mortar; allowing water to pass through to avoid freezing in cold climates and not retain moisture in humid warm climates. Perma Paver Edging also contains high strength fibers to prevent separation cracks.

Packaging: 75 lb / 34 kg bucket
36 units per skid

ROMEX® PURE PATIO

FEATURES: Resin film free Jointing Mortar suitable for residential patios and pathways. Highly water permeable resin jointing solution, specifically designed for the jointing of sensitive surfaces and coated concrete stone slabs. Resistant to ants, weeds, de-icing salt and is pressure washer safe.

Three colours – Neutral, Stone Grey & Basalt.

Packaging – 1kg can / 2.2lb cans (To be mixed with 55lb bag of ROMEX approved filler sand)
300 cans/skid

IDEAL FOR:

- Pedestrian applications
- Joint widths from 5mm (1/4")
- Residential Patios & Pathways

Recommended for these Unilock products: Beacon Hill Flagstone, Beacon Hill Smooth, Bristol Valley, Eco-Line (Pedestrian application only), Eco-Priora (Pedestrian application only), Eco-Promenade (Pedestrian application only), Granito, Richcliff (Pedestrian application only), Senzo (Pedestrian application only), Town Hall (Pedestrian application only), Treo Smooth (Pedestrian application only), Windermere Smooth (Pedestrian application only), Beacon Hill Smooth Slab, Revela Slab, Richcliff Slab.

ROMEX® EASY ECO-FINE

FEATURES: Ready-mixed, sustainable Jointing Mortar perfect for porcelain and sensitive surfaces, made from 98% natural, recycled, or renewable raw materials and produced with solar power. Easy application, highly water-permeable Jointing Mortar ideal for professionals and DIY homeowners that leaves a resin-film free finish. Resistant to ants, weeds and is pressure washer safe.

Three colours – Neutral, Stone Grey & Basalt.

Packaging – 12.5 kg bucket / 27.5 lb bucket
64 buckets per pallet

IDEAL FOR:

- Joint widths from 3mm (1/8th) on Porcelain Tile
- Joint widths from 5mm on Concrete Pavers
- Residential Patios & Pathways

Recommended for these Unilock products: Arcana Slab, Granite, Natural Stone Slabs, Porcelain Tile Slabs, Umbriano (Pedestrian application only), Umbriano Slab,

ROMEX® FUGENSAND JOINTING SAND

FEATURES: Solid Jointing Sand with self repairing properties manufactured from natural, raw materials. Quick application and suitable for all load classes. No cement haze/residue due to natural polymer binder. Must be used in combination with Romex D7000 Joint Strengthener & Surface Sealer.

Three colours – Neutral, Stone Grey & Basalt.

Packaging: 55 lb bags / 25 kg bags
40 bags / skid

IDEAL FOR:

- Joint widths from 1 - 5 mm (1/16" - 1/4")
- Tightly laid or interlocking pavers
- Patios, Walkways, Driveways, Public spaces

Recommended for these Unilock products: Artline, Bronte Street Paver, Brussels Block, Copthorne, Double Holland, Hollandstone, Il Campo, Mattoni, Metro Slab, Northshore, Optiloc, Promenade Plank Paver, Promenade Plank Slab, Revela, Senzo, Series, Soreno Slab, Umbriano 70mm (Vehicular), Windermere Flagstone.

ROMEX® FLEX JOINT JOINTING SAND

FEATURES: Viscous elastic jointing mortar made of select sands and rubber. Suitable for vehicular rated and unbonded surfaces. Water permeable, self compacting and water emulsifiable during installation. Medium to heavy traffic up to 25 T.

Three colours – Neutral, Stone Grey & Basalt.

Packaging: 25 kg bucket / 55 lb bucket
24 buckets / skid

IDEAL FOR:

- Unbonded Construction Methods
- Joint widths from 8mm (3/8") – Narrower joints can be jointed with increased work.
- Medium to Heavy Traffic up to 25 T

Recommended for these Unilock products: Courtstone, DuraFlow, Eco-Optiloc, Richcliff Random bundle (Vehicular application)



SANDS

**ROMEX® DRAIN**

FEATURES: Highly-water permeable two-component Jointing Mortar suitable for driveways, parking spaces and all light vehicular loading applications. Classic resin jointing solution that is self-compacting, water emulsifiable and suitable for all natural stone and concrete surfaces. Resistant to ants, weeds, frost, de-icing salt and is pressure washer safe.

Three colours – Neutral, Stone Grey & Basalt.

Packaging – 2 x 1L bottles (To be mixed with 55lb bag of ROMEX approved filler sand)
300 resin sets per pallet

IDEAL FOR:

- Light vehicle applications up to 3.5 T
- Joint widths from 5mm (1/4")
- All Natural Stone and Concrete surfaces

Recommended for these Unilock products: Beacon Hill Flagstone 80mm, Beacon Hill Smooth 80mm, Eco-Line, Eco-Priora, Eco-Promenade, Town Hall, Treo Smooth, Umbriano 80mm, Windermere Smooth.

Important Note - During the initial period following installation, a very thin film of epoxy resin remains on the stone surface and intensifies the colour of the stone while protecting it from dirt. The resin film is temporary and will disappear over time due to weathering and abrasion.

ROMEX® D1

FEATURES: Light to medium vehicle rated, two-component Jointing Mortar suitable for driveways, parking spaces and all vehicular loading applications up to 7.5t. Proven resin jointing solution with increased pouring capacity that is self-compacting, water emulsifiable and suitable for 3mm (1/8") wide joints on all natural stone and concrete surfaces. Resistant to ants, weeds, frost, de-icing salt and is pressure washer safe.

Three colours – Neutral, Stone Grey & Basalt.

Packaging – 2 x 1.25L bottles (To be mixed with 55lb bag of ROMEX approved filler sand)
150 resin sets per pallet

IDEAL FOR:

- Medium vehicle loads up to 7.5 T
- Joint widths from 3mm (1/8")
- All Natural Stone and Concrete surfaces

Recommended for these Unilock products: Eco-Line, Eco-Priora, Eco-Promenade (Heavy-duty Vehicular).

Important Note - During the initial period following installation, a very thin film of epoxy resin remains on the stone surface and intensifies the colour of the stone whilst protecting it from dirt. The resin film is temporary and will disappear over time due to weathering and abrasion.

**ROMEX® PROFI-DEKO**

FEATURES: Highly water permeable professional gravel binder for washed, dry and dust-free aggregate. Prevent gravel displacement and reduce ongoing maintenance by creating a strong, visually appealing bound gravel surface. High-strength binder makes Profi-DEKO perfect for pathways, tree pits and decorative gravel areas. Resistant to ants, weeds, frost, de-icing salt and is pressure washer safe. Colour determined by aggregate selection.

Packaging – 1 x 1L bottle + 1 x 2L bottle (To be mixed with chosen aggregate)
150 resin sets per pallet

IDEAL FOR:

- Pathways & Tree Pits
- Washed, dry and dust-free aggregate
- Sensitive areas – Chemically inert once cured

ROMEX® TRASS BED

FEATURES: Highly water permeable and frost-resistant bedding mortar suitable for up to 40 T loading capacity. Suitable for all applications including driveways, patios, walkways, pool decks and is fully compatible with radiant heat systems. Option to use as part of our system guarantee and include ROMEX 10-year warranty – RSG 10.

Colour determined by aggregate selection.

Packaging – 55lb bag
42 bags per pallet

IDEAL FOR:

- All applications up to 40t loading capacity
- Private & Public areas
- All Natural Stone, Porcelain, Concrete & Wood paving systems

**ROMEX® ADHESION ELUTRIANT**

FEATURES: Secure, polymer enhanced paver bond bridge for the laying of natural and concrete stone slabs on ROMEX Trass Bed. As the link between stone and bedding, ROMEX Adhesion Elutriant is an important part of our 10-year system guarantee – RSG 10. Colour determined by aggregate selection.

Packaging – 55lb bag
42 bags per pallet

IDEAL FOR:

- All applications up to 40 T loading capacity
- Private & Public areas
- All Natural Stone, Porcelain, Concrete & Wood paving systems

SANDS



ALLIANCE GATOR NITRO JOINT SAND

FEATURES: For outdoor pavers and slabs. 25% faster set time. Sets above 37° F. Ideal for use with Natural Stone, wet cast and concrete pavers and slab installations. 15 year warranty if used with the Gator Tile Systems. Best for Patios, Pool Decks and Walkways. Ready to use, no mixing.

Helps prevent weed sprouting, damages caused by insects, erosion due to climatic conditions.

Packaging: 40 lb pail / 18.1 kg pail
48 pails per pallet
Pallets can be stored outside



ALLIANCE GATOR G2 SUPER SAND (Intelligent Polymeric Sand) - FOR JOINTS UP TO 2" MAXIMUM

FEATURES: Setting time - 15 minutes; sets above 32° F/0° C, can be applied even if rain is expected (min. 1 hr.)
Dust free and haze free. No blower is needed, requires only one watering.

Two colours - Beige and Grey

Packaging - 50 lb bags / 22.7kg bags; 70 bags/skid

IDEAL FOR:

- Residential applications
- Concrete paver, wet cast products
- Sloping areas, pool surroundings, patios, walkways, driveways and more



ALLIANCE GATOR G2 Maxx Sand (Intelligent Polymeric Sand) - FOR JOINTS UP TO 4" MAXIMUM

FEATURES: Setting time - 15 minutes; sets above 32° F/0° C, can be applied even if rain is expected (min. 1 hr.)

Dust free and haze free. No blower is needed, requires only one watering.

Four colours - Beige, Grey, Black and Ivory.

Packaging - 50lb bags / 22.7 kg bags; 70 bags/skid

IDEAL FOR:

- Residential & Commercial applications
- Concrete paver, wet cast products
- Sloping areas, pool surroundings, patios, walkways, driveways and more



ALLIANCE GATOR SUPER SAND - FOR JOINTS UP TO 1" MAXIMUM

Super Sand is a unique mixture of polymer binders and calibrated sand available in Beige and Grey. The installation of Super Sand Bond is almost identical to using regular paver joint sand except for the application of water. Once Supersand Bond sets, it becomes very firm and locks between the paver joints while still retaining flexibility and providing a long lasting, durable jointing material. Supersand Bond is recommended for a variety of uses including pool decks, patios, footpaths, driveways, parking spaces, pavements etc. Setting time - 1 hour; sets above 32° F/0° C.

Approximate Coverage: 60 - 85 sqft per 50 lb bag. Available in 50 lb bags/70 bags/pallet.

Note: Extra care must be exercised when using on Copthorne, Courtstone- Richcliff Town Hall and Umbriano products. Not suitable for use with Il Campo, Series and Unigranite.



ALLIANCE GATOR MAXX SAND - FOR JOINTS UP TO 2" MAXIMUM

Gator Maxx Sand is a unique mixture of polymer binders and calibrated sand available in Beige and Grey. The installation of Gator Maxx Sand is almost identical to using regular paver joint sand except for the application of water. Once Gator Maxx Sand sets, it becomes very firm and locks between the paver joints while still retaining flexibility and providing a long lasting, durable jointing material. Gator Maxx Sand is recommended for a variety of uses including pool decks, patios, footpaths, driveways, parking spaces, pavements etc. Setting time - 15 minutes; sets above 32° F/0° C.

Approximate Coverage: 60 - 85 sqft per 50 lb bag. Available in 50 lb bags/70 bags/pallet.

Note: Extra care must be exercised when using on Copthorne, Courtstone, Richcliff, Town Hall and Umbriano products. Not suitable for use with Il Campo, Series and Unigranite.



ALLIANCE GATOR TILE SAND - FOR PORCELAIN TILE

FEATURES: For outdoor porcelain tile joints in Gator Tile Systems. Fast setting: drainage base 1 hr. Sets above 32° F. Ideal for use with porcelain tile installations. 15 year warranty if used with the Gator Tile Systems. Helps prevent weed sprouting, damages caused by insects, erosion due to climatic conditions. Beige, Grey, Black and Ivory.

Packaging - 35lb bags / 15.9 kg bags

40 units per package

Pallets can be stored outside if covered.



ALLIANCE GATOR DUST

FEATURES: For Residential applications. For natural stone joints 1/2" to 6". It's ideal for pedestrian patios, walkways, pool decks and many more scenarios. Sets above 59° F (15° C). Fast setting min. 24 hrs without rain. Pedestrian application only. Helps prevent weed sprouting, damages caused by insects, erosion due to climatic conditions. Beige and Grey

Packaging - 50 lb bags / 22.7 kg bags, 70 units per pallet

Pallets can be stored outside if covered.

SANDS



ALLIANCE EUROSTONE BOND - THE COURTSTONE® SAND

FEATURES: Great for cobblestone and natural stone joints up to 1.5". Sets at above 32 F (0 C). Fast setting: Drainage base systems, min. 1 hr. without rain. Non-drainage base systems, min. of 24 hrs. without rain. More rigid and water resistant. Helps prevent weed sprouting, damages caused by insects and erosion due to climatic conditions. In vehicular application stone must interlock or lay in a concrete bed. Available in Grey.

Packaging - 50 lb (22.7 kg)

56 units per pallet

Pallets can be stored outside if covered.



ALLIANCE GATOR AQUA ROCK - FOR PERMEABLE PAVERS

FEATURES: For Residential and Commercial applications. For permeable paver joints. It's ideal for driveways, parking lots, walkways, drainage applications, bedding and jointing material and many more scenarios. Helps prevent erosion due to climatic conditions. Use as bedding and jointing material. Graded to meet ASTM No. 9. High strength granite stone for long-term use. Helps collect roof and surface water run-off. Reduction of storm water rate. Long-term high infiltration performance.

Packaging - 50 lb bags / 22.7 kg bags

56 units per pallet



UNILOCK KILN-DRIED REGULAR SWEEPING SAND

Kiln dried and angular shaped in order to flow easily and stay in place.

Packaging - 66 lb/bag

50 Bags/ Skid

Sands	Unicare® Standard Jointing Sand	Eurostone Bond Sand	Gator Super Sand	Gator Maxx Sand	Gator G2 Supersand	Gator G2 Maxx
PAVERS \ FEATURES	For joints up to 1/8" May be sealed. Tan color Non-binding sand	For joints up to 1.5" May be sealed. Black, Grey, Tan & Ivory color Non-binding sand	For joints up to 1" May be sealed. Available in Beige & Grey	For joints up to 2" May be sealed. Available in Beige & Grey	For joints up to 2" May be sealed. Available in Beige & Grey	For joints up to 4" May be sealed. Beige, Black, Ivory & Slate Grey
Copthorne®	✓		✓+	✓+	✓	✓
Courtstone®		✓+				
Il Campo®	✓		✓+	✓+	✓	✓
Richcliff®	✓		✓+	✓+	✓	✓
Series™	✓		✓+	✓+	✓	✓
Town Hall®	✓		✓+	✓+	✓	✓
Umbriano®	✓		✓+	✓+	✓	✓
Unigranite®	✓		✓+	✓+	✓	✓
Tumbled Pavers	✓		✓	✓	✓	✓
Standard & Endura Pavers	✓		✓	✓	✓	✓

N/R - Not Recommended ✓+ - Recommended with Extra Care (contact your Territory Manager for more information)

✓* - These pavers have a very narrow or slightly angled edge (chamfer) limiting sand penetration in the joint and causing possible weak bonding areas. The life cycle performance could be affected.

IMPORTANT NOTICE

Unilock Polymeric Jointing Sand, cleaners and sealers, must always be applied by a trained and experienced professional. Contact your Unilock Territory Manager for training and the most up-to-date best practices.

NOTICE: Unilock does not accept any responsibility for damage to the surface caused by the improper application and use of Unilock polymeric sand, sealers or cleaners. Unilock will not accept responsibility for alternate suppliers of polymeric sand, jointing sand, cleaners and sealers.

1. **EXTRA CARE** must be exercised when using Polymeric Sand on the following products:

EnduraColor™

Courtstone®

Copthorne®

Richcliff®

Town Hall®

Unilock Polymeric Jointing Sand can be used on these products but the fine polymers and binders in Unilock Polymeric Jointing Sand have a natural tendency to adhere to the surface and therefore extra diligence must be taken to pre-clean the surface prior to "wetting the sand in" and squeegee off the surface post application. Failure to do so will result in a whitish haze on the surface that is difficult to remove.

2. **IMPORTANT COMPACTION NOTICE:** Always pre-compact the pavers WITHOUT SAND IN THE JOINTS. This will facilitate proper leveling. Polymeric sand can then be swept into the joints. *Always use a compactor with a protective membrane attached to the bottom of the plate.*

UNILOCK

NATURAL STONE GROUTS



ARDEX X 32™ MICROTEC® - FOR JOINTS UP TO 1¼" (32mm) MAXIMUM- THICK BED

FEATURES: Setting time - 3 hours; ideal for use with moisture-sensitive stone, virtually eliminates staining, warping and discoloration. Water repellent- for fast track swimming pool and wet area applications. Ideal for heavy and large format tiles. The ultimate mortar for interior and exterior stone applications. Excellent slump resistance for floors. Easy to mix and apply; mixes using just water.

Two Colours: Grey and White

Packaging - 40 lb bags / 18 kg bags

IDEAL FOR:

- Residential applications
- Natural Stone, Porcelain, Granite
- Pool surroundings, patios, walkways, roof decks and more



ARDEX X 77™ MICROTEC® - FOR JOINTS UP TO ⅝" (15mm) MAXIMUM - MEDIUM BED

FEATURES: Setting time - 2 hours; ideal for use with moisture-sensitive stone. Water and frost resistant- ideal for swimming pools and high traffic areas. Unmatched sag resistance - double the ISO standard. Advanced technology for very large, thin porcelain tiles, glass, quarry, ceramic and natural stone. Extremely easy to mix and apply. Extended open time for 60 minutes - double the ISO standard.

One Colour: Grey

Packaging - 40 lb bags / 18 kg bags

IDEAL FOR:

- Residential & Commercial applications
- Natural Stone, Porcelain, Glass, Ceramic, Quarry
- Pool surroundings, patios, walkways, roof decks and more



ARDEX X 90 OUTDOOR™ - FOR JOINTS UP TO 1¼" (32mm) MAXIMUM- THIN BED

FEATURES: Setting time - 3 hours; ideal for use with moisture-sensitive stone. Highest levels of freeze-thaw resistance. Maximum efflorescence resistance. Ideal for tiling on concrete balconies, patios, swimming pools and high-load commercial areas. Outstanding rapid-setting properties, even at temperatures as low as 40°F / 5°C. Excellent for exterior and interior floors and walls. Heavy and driving rain-resistant after only 2 hours.

One Colour: Grey

Packaging - 40 lb bags / 18 kg bags

IDEAL FOR:

- Residential & Commercial applications
- Natural Stone, Porcelain, Granite
- Pool surroundings, patios, walkways, roof decks and more



ARDEX FL™ - FOR JOINTS UP ⅛" - ½" (1.5mm - 12mm) MAXIMUM

FEATURES: Rapid Set, Flexible, Sanded Grout is a high-performance, Portland cement-based, polymer-modified grout that provides a smooth finish for floor and wall tile joints on installations of porcelain, glass, quarry, ceramic, mosaic and most natural stone* tiles. Freeze/thaw resistant, stain resistant, water repellent and naturally resistant to mold and mildew formation. Can be open to traffic in just 90 minutes. Excellent flexibility and high strength.

Packaging - 25 lb (11.3 kg) net weight per bag 10 lb (4.5 kg) net weight per box

IDEAL FOR:

- Residential Interior & Exterior floor and wall applications
- Natural Stone, Porcelain, Glass, Ceramic, Quarry
- Pool surroundings and other wet areas with pH- balanced water



AM 100™ - 1/4" (6 MM) TO 1 1/4" (32 MM) IN 1 LIFT

FEATURES: A unique smoothing and ramping mortar for vertical and horizontal concrete and masonry surfaces that significantly reduces the preparation time prior to the installation of all types of tile and stone. It can also be used to slope balconies and create slope to drains. Perfect for fast-track tiling applications in wet areas.

Packaging - 40 lb (18 kg) net bag weight

IDEAL FOR:

- Residential & Commercial applications
- Natural Stone, Porcelain, Glass, Ceramic, Quarry
- Pools, showers, fountains and below-grade installations, such as subway stations



ARDEX 8 + 9™ - CRACK ISOLATION UP TO ⅛" (3mm)

FEATURES: Rapid Waterproofing and Crack Isolation Compound is a best-in-class, two-component, solvent-free, cement-based membrane. Rapid setting time as little as 90 minutes. Highly flexible, waterproof coating. This coating protects from topside water infiltration and provides an excellent bonding layer for tile and stone mortars. When properly installed, reduces the risk of efflorescence.

Packaging - 1 gallon (3.78 L)

IDEAL FOR:

- Residential & Commercial applications
- Natural Stone, Porcelain, Glass, Ceramic, Quarry
- Pool surroundings



ARDEX CA 20 P™ - CONSTRUCTION ADHESIVE & SEALANT

FEATURES: ARDEX CA 20 P™ is a one-component, modified saline, polymer adhesive and neutral curing sealant that hardens in reaction with moisture. ARDEX CA 20 P is extremely flexible with excellent bond strength, making it suitable for a wide range of applications.

Two colours: Grey, White

ACCESSORIES

GATOR BASE



FEATURES: For Pedestrian use only. Replaces concrete foundations and is used to replace 6" of crushed stone. The interlocking panels distribute all dynamic and static loads to a very wide area, practically eliminating any pressure on the ground.

GATOR Base is a unique evolution in base technology. Evacuates water through channels along a 1 slope. Manufactured using lightweight high-density polypropylene. Environmentally friendly and 100% recyclable. Extremely durable, will not degrade in the ground. Designed with LOCK-N-GO tongue and groove system. Packaging - 10 units per pack, 12 packs per box, 120 units per pallet

GATOR SPACER



FEATURES: Provides uniform spacing and unparalleled horizontal and vertical stability to the system. GATOR Block Bond XP penetrates into the rivet holes, adhering the Porcelain tile to the GATOR Spacer, then hardens. This allows the tile to minimize any horizontal or vertical movements.

Available in 3 sizes: Joint widths of $\frac{1}{8}$ ", $\frac{3}{16}$ " & $\frac{1}{4}$ "

Packaging: 50 units per pack, 12 packs per box, 144 units per pallet

GATOR BASE SCREWS



FEATURES: Fastening Gator Edge with the Gator Base Screw through the Gator Base reinforces the outside perimeter, creating a strong lateral support. Gator Base Screws are a required component on any Gator Base install.

When using any of the Gator edging on the Gator Base, they must be fastened with Gator Screws only.

Packaging: 50 units per pack, 20 packs per box

PAVERSAVER UNI MAT



PAVERSAVER UNI MAT

Universal Design - for use on most compactors

The PaverSaver Uni Mat is made out of a specially formulated urethane rubber. This material is soft enough to protect the paver surface and hard enough to minimally affect travel speed. The universal sizing fits most compactor plates and easily attaches and detaches from the compactor.

ARDEX SK 175™ - WATERPROOFING MEMBRANE FOR TILE AND STONE



ARDEX SK 175™ - WATERPROOFING MEMBRANE AND VAPOR RETARDER FOR TILE AND STONE INSTALLATIONS

FEATURES: ARDEX SK 175™ is a pliable, sheet-applied, bonded, water-proof membrane and vapor retarder. It is constructed of polyethylene with a high-performance fleece webbing to securely bond the membrane using Ardex mortars. In order to achieve maximum waterproofing protection, install ARDEX SK 175 with ARDEX 8+9 Rapid Waterproofing and Crack Isolation Compound.

IDEAL FOR: Swimming Pools, Balconies and Terraces.

MISCELLANEOUS ACCESSORIES

RETAINING WALL ACCESSORIES	Unit Dimensions	Package Size	EDGE RESTRAINTS	Unit Dimensions	Package Size
Strata Grid SGU 60 (Previously Strata 200 Grid 6.25' x 288')	Roll: 6' x 300'	-	GATOR/ SNAPEDGE	8' length	24 pcs/ bdl 28 bdl/skid
Strata Grid SGU 100 (Previously Strata 500 Grid 6.25' x 288')	Roll: 12.5' x 360'	-	PERMEDGE	8' length	24 pcs/ bdl (Special 28 bdl/skid Order)
			10" Spikes (Bright)	10" spiral spike	50lbs. per box (approx 250)

TOOLS & ACCESSORIES



ROMEX® INSTALL TOOL KIT

FEATURES: The all-in-one tool kit for ROMEX projects designed to facilitate the best results and finish. The kit includes; coconut broom, industrial broom, coconut hand broom, metal dustpan, squeegee heads, mini handheld squeegee, safety glasses and latex gloves.

Packaging: 1 x box
25 boxes per pallet

IDEAL FOR:

- Contractors and Professionals
- All ROMEX Jointing projects
- Multiple projects/applications

UNILOCK® COLLECTION OF

Things to Know

BEDDING MATERIALS CHART (APPROXIMATE IMPERIAL TONS)

Bedding Course												
Square Feet	1"	2"	3"	4"	5"	6"	7"	8"	9"	10"	11"	12"
50	0.3	0.5	0.8	1.0	1.3	1.5	1.8	2.0	2.3	2.5	2.8	3.0
100	0.5	1.0	1.5	2.0	2.5	3.0	3.5	4.0	4.5	5.0	5.5	6.0
150	0.8	1.5	2.3	3.0	3.8	4.5	5.3	6.0	6.8	7.5	8.3	9.0
200	1.0	2.0	3.0	4.0	5.0	6.0	7.0	8.0	9.0	10.0	11.0	12.0
250	1.3	2.5	3.8	5.0	6.3	7.5	8.8	10.0	11.36	12.5	13.8	15.0
300	1.5	3.0	4.5	6.0	7.5	9.0	10.5	12.0	13.5	15.0	16.5	18.0
350	1.8	3.5	5.3	7.0	8.8	10.5	12.3	14.0	15.8	17.5	19.3	21.0
400	2.0	4.0	6.0	8.0	10.0	12.0	14.0	16.0	18.0	20.2	22.0	24.0
450	2.3	4.5	6.8	9.8	11.3	13.5	15.8	18.0	20.3	22.5	24.8	27.0
500	2.5	5.0	7.5	10.0	12.5	15.0	17.5	20.0	22.5	25.0	27.5	30.0
550	2.8	5.5	8.3	11.0	13.8	16.5	19.3	22.0	24.8	27.5	30.3	33.0
600	3.0	6.0	9.0	12.0	15.0	18.0	21.0	24.0	27.0	30.0	33.0	36.0
650	3.3	6.5	9.8	13.0	16.3	19.5	22.8	26.0	29.3	32.5	35.8	39.0
700	3.5	7.0	10.5	14.0	17.5	21.0	24.5	28.0	31.5	35.0	38.5	42.0
750	3.8	7.5	11.36	15.0	18.8	22.5	26.3	30.0	33.8	37.5	41.3	45.0
800	4.0	8.0	12.0	16.0	20.0	24.0	28.0	32.0	36.0	40.0	44.0	48.0
850	4.3	8.5	12.8	17.0	21.3	25.5	29.8	34.0	38.3	42.5	46.8	51.0
900	4.5	9.0	13.5	18.0	22.5	27.0	31.5	36.0	40.5	45.0	49.5	54.0
950	4.8	9.5	14.3	19.0	23.8	28.5	33.3	38.0	42.8	47.5	52.3	57.0
1000	5.0	10.0	15.0	20.0	25.0	30.0	35.0	40.0	45.0	50.0	55.0	60.0

Actual volume may vary due to type of materials, moisture content, and compaction. Calculation charts and formulas are provided as a service by Unilock for estimating material requirements. Unilock will not be held responsible in any way for resulting product overage or shortage.

BASE DEPTH CHARTS (CUBIC YARDS)

Bedding Course												
Square Feet	1"	2"	3"	4"	5"	6"	7"	8"	9"	10"	11"	12"
50	0.2	0.3	0.5	0.6	0.8	0.9	1.1	1.2	1.4	1.5	1.7	1.9
100	0.3	0.6	0.9	1.2	1.5	1.9	2.2	2.5	2.8	3.1	3.4	3.7
150	0.5	0.9	1.4	1.9	2.3	2.8	3.2	3.7	4.2	4.6	5.1	5.6
200	0.6	1.2	1.9	2.5	3.1	3.7	4.3	4.9	5.6	6.2	6.8	7.4
250	0.8	1.5	2.3	3.1	3.9	4.6	5.4	6.2	6.9	7.7	8.5	9.3
300	0.9	1.9	2.8	3.7	4.6	5.6	6.5	7.4	8.3	9.3	10.2	11.1
350	1.1	2.2	3.2	4.3	5.4	6.5	7.6	8.6	9.7	10.8	11.9	13.0
400	1.2	2.5	3.7	4.9	6.2	7.4	8.6	9.9	11.1	12.3	13.6	14.8
450	1.4	2.8	4.2	5.6	6.9	8.3	9.7	11.1	12.5	13.9	15.3	16.7
500	1.5	3.1	4.6	6.2	7.7	9.3	10.8	12.3	13.9	15.4	17.0	18.5
550	1.7	3.4	5.1	6.8	8.5	10.2	11.9	13.6	15.3	17.0	18.7	20.4
600	1.9	3.7	5.6	7.4	9.3	11.1	13.0	14.8	16.7	18.5	20.4	22.2
650	2.0	4.0	6.0	8.0	10.0	12.0	14.0	16.0	18.1	20.1	22.1	24.1
700	2.2	4.3	6.5	8.6	10.8	13.0	15.1	17.3	19.4	21.6	23.8	25.9
750	2.3	4.6	6.9	9.3	11.6	13.9	16.2	18.5	20.8	23.1	25.5	27.8
800	2.5	4.9	7.4	9.9	12.3	14.8	17.3	19.8	22.2	24.7	27.2	29.6
850	2.6	5.2	7.9	10.5	13.1	15.7	18.4	21.0	23.6	26.2	28.9	31.5
900	2.8	5.6	8.3	11.1	13.9	16.7	19.4	22.2	25.0	27.8	30.6	33.3
950	2.9	5.9	8.8	11.7	14.7	17.6	20.5	23.5	26.4	29.3	32.3	35.2
1000	3.1	6.2	9.3	12.3	15.4	18.5	21.6	24.7	27.8	30.9	34.0	37.0

Actual volume may vary due to type of materials, moisture content, and compaction. Calculation charts and formulas are provided as a service by Unilock for estimating material requirements. Unilock will not be held responsible in any way for resulting product overage or shortage.

CALCULATIONS

AREA OF A CIRCLE

Radius (in.)	18	21	24	27	30	33	36	39	42	45	48	51	54	57
Radius (ft.)	1.50	1.75	2.00	2.25	2.50	2.75	3.00	3.25	3.50	3.75	4.00	4.235	4.50	4.75
Square Feet	7.07	9.62	12.56	15.90	19.63	23.75	28.26	33.17	38.47	44.16	50.24	56.72	63.59	70.85
Circumference (in.)	113.04	131.88	150.72	169.56	188.40	207.24	226.08	244.92	263.76	282.60	301.44	320.28	339.12	357.96
Circumference (Ft.)	9.42	10.99	12.56	14.13	15.70	17.27	18.84	20.41	21.98	23.55	25.12	26.69	28.26	29.83

Area of a circle = $3.14 \times \text{Radius} \times \text{Radius}$

Circumference = $6.28 \times \text{Radius}$

AREA CONVERSION CHART

Square Feet	1	2	3	4	5	6	7	8	9	10	11	12	13	14
Square Meter	0.09	0.19	0.28	0.39	0.46	0.56	0.65	0.74	0.84	0.93	1.02	1.11	1.21	1.30
Square Meter	1	2	3	4	5	6	7	8	9	10	11	12	13	14
Square Feet	10.76	21.53	32.29	43.06	53.82	64.58	75.35	86.11	96.88	107.64	118.40	129.17	139.93	150.69
Cubic Yard	1	2	3	4	5	6	7	8	9	10	11	12	13	14
Cubic Feet	27	54	81	108	135	162	189	216	243	270	297	324	351	378

Area Square = Length x Width

Area Triangle = $\frac{1}{2} \text{ Base} \times \text{Height}$

Calculation charts and formulas are provided as a service by Unilock for estimating material requirements. Unilock will not be held responsible in any way for resulting product overage or shortage.

*Paver Maintenance Tips:

- Equip plow scrapers and blades with shoes or high-density plastic blades to reduce the risk of damaging paver joints and the surface
- Only apply minimum amount of de-icing salts necessary to melt the snow and ice. Remove excess salt after ice melts
- Regular cleaning routine should include sweeping or blowing loose debris from the pavement surface, and less frequently, deep cleaning with cleaning products and/or water
- Unilock pavers do not require sealing, however, some people choose to do so for aesthetic purposes

*Things to know:

Efflorescence is a naturally occurring calcium salt that can sometimes appear on the surface of concrete and clay products. Efflorescence does not affect the structural integrity of concrete, it is a purely aesthetic issue that typically disappears with no further intervention after a season of rainfall. If desired, the process can be accelerated by washing the surface with an Efflorescence Remover.

*Natural Stone Maintenance Tips:

The successful installation of natural stone paving units from Unilock is dependent on the structural integrity of the base below the surface of the slabs. This will include many factors such as wood or concrete decking integrity, site drainage, cutting and quality of concrete mortars and grouts.

Natural stone may be susceptible to staining. When stains do occur, it is imperative that they are cleaned properly and safely to ensure that the appearance is restored and that the surface is not altered or damaged. Natural Stone can often be cleaned with just soap and water. Plain water with a stiff brush (DO NOT use a metal wire brush) is the best start; it won't cause damage to stone. NEVER USE PRESSURE WASHERS on fine finished materials; this can leave marks on the stone.

Organic stains, such as coffee, wine, food, algae etc., on unsealed surfaces, will usually dissipate naturally over time. Natural stone can be sealed to help prevent the penetration of stains. Always observe sealer manufacturer's directions for usage.

Refer to Unilock's Natural Stone Installation Guide for more details. <https://commercial.unilock.com/download/documents/technical-guides/>

Handling and Installation - Handle and install stones carefully to avoid chipping or surface damage.

SEALER BEST PRACTICES

- The paver surface should be **clean** and free from oil, dirt, dust and any loose material. This ensures a uniform result and allows the sealer to better penetrate the surface.
- The pavers should be **free of any visible efflorescence**.
- If pavers have been sealed before, make sure to resealed with compatible product.
- **Surface must be dry** (48 hours without precipitation) and warm to the touch (morning).
- Joint sand must also be dry.
- Make sure lawn sprinklers are shut off.
- Best air temperature is between **50 degrees to 80 degrees F** (10 to 27 degrees C) with no rain forecasted for the next 24 hours.
- It is best to apply product under constant weather conditions and use the **same application method from start to finish**.
- The paver joints should be completely filled with dry, correctly-graded joint sand. The top level should not exceed the bottom of the chamfer or **1/8" below** the surface of a non-beveled or tumbled paver surface.
- **Always test the product** on a small hidden area to ensure the results will meet your expectations.
- Always show homeowners samples to ensure expectations.

At this point read all sealer instructions and determine the best sealer for your desired goal. Do you want to retain the original look, enhance the colour, or stabilize the sand joint?

- **Read application information as each sealer can be applied differently.**
- **Make sure you have the correct equipment based on type of sealer. Solvent based sealers need solvent resistant sprayers, watering cans or paint trays.** Water base sealers can be generally applied using plastic equipment. Example: Solvent based sealers are not packaged in plastic containers for this reason.
- Always back roll during application to ensure that excess sealer is not left to pool on the surface of the pavers. When using solvent based sealers make sure roller is solvent resistant or for all paints. Foam rollers work best and are less likely to pull sand from the joints.
- Stabilizing sealers are generally sprayed or flood coated with a watering can, then back rolled.
- Acrylic non-stabilizing sealers can be sprayed, then back rolled or rolled on using a metal paint tray.
- **Send your most experienced worker to do sealing projects.**

POLYSAND BEST PRACTICES

- Ensure that paver surface has **proper drainage runoff** (Min 1" over 8'). Finished paver height should always be higher than grade to allow proper surface drainage.
- **Do not set pavers in limestone screenings.** This product holds moisture and does not meet the gradation, drainage qualities or strength of coarse concrete sand.
- Make sure that pavers are **clean of all construction dust, as this will prevent hazing. Compact pavers** into setting bed to create proper interlock.
- Read and review manufacturer's instructions prior to application.
- **Don't rush polysand installation.**
- **Paver area must be completely dry.**
- Lay bags over paver area, based on approximate coverage per bag (ie: one bag per 60 square feet).
- **Do not over sweep sand.** Sweep sand back and forth within coverage area to fill paver joints.
- **Compact sand into joints.** This is a must in achieving proper density of the sand joint (repeat 3 times). Compaction is critical to assuring sand strength.
- Do not completely joint with sand. The top level should not exceed the bottom of the chamfer, or 1/8" below the surface of a non-chamfered or tumbled paver.
- Using a fine-bristle broom **remove any excess sand** from the paver surface.
- Using a **leaf blower** remove any sand or binder residue.
- **Review all watering directions (Each manufacture has different watering instructions.) This is VERY IMPORTANT!**
- Always start watering at the **bottom of the slope**.
- Always start watering in **controlled areas** per manufacturers recommendations. Example: complete watering in 200 sqft area then move on to the next 200 sqft and repeat.
- During final watering of polysand, **clean surface by removing excess water** with leaf blower or squeegee depending on paver surface texture. This will remove any leftover binder residue or sand.
- Final thoughts – Always be aware of the weather when installing polysand, as temperature and setting time ratings will differ based on the product.
- Refer to all manufacturer's websites for installation videos.

IMPORTANT NOTES

UNILOCK PAVER PATTERNS

This Product Resource Guide contains extensive references to patterns and designs, the purpose of which is to help designers plan unique and exceptional designs. Percentages of products shown are based on the pattern and not bundle configurations, which may lead to situations where a pattern has been created using only one size of a Random/Mixed bundle. In such cases, the designer will have to make adjustments as to how the other components are used in their overall plan (this is often accomplished by using them in a border or accent). The designer and/or installer of Unilock products accepts all responsibility for design and all associated costs incurred as a result of applying any of Unilock's suggested design patterns in a project. Please plan and review your project carefully prior to placing orders.

TRANSFERABLE LIFETIME GUARANTEE

Unilock provides a transferable lifetime guarantee on the structural integrity of its paving stones to the original purchaser of the product for residential use. If material installed, using our installation guidelines, proves to be defective, it will be replaced without cost. Colour matching cannot be guaranteed, and replacement labour is not included. Proof of purchase is required. Excessive defective material (over the industry accepted normal of 2% for non-tumbled unit pavers) delivered to the purchaser will be replaced free of charge if a written claim is made within 5 days of delivery from the manufacturer. Such claims will not constitute reason for delaying payment. All goods shall be deemed accepted if completely installed. Inspect concrete products prior to opening bundle packaging to ensure that shape and colour are as ordered. Unsatisfactory material must be available for inspection by Unilock to entitle the purchaser to any adjustment or credit. Inspect all concrete units during installation and set aside any which are chipped or cracked to use for any cut pieces required. The colour of concrete products may vary significantly between production lots. Always install concrete units from several bundles simultaneously to ensure proper distribution of color. Prior to final compaction, inspect installed pavers for good color distribution. Relocate certain pavers, if necessary, to achieve desired color blend.

PRODUCT HANDLING WARNING

Bundle Straps Under Tension - Use extreme caution when removing or handling straps. Always wear gloves, goggles, safety footwear, and protective clothing when removing or handling straps. Failure to do so may result in serious bodily injury or loss of sight.

Cut all concrete products only in well ventilated areas. Inhalation of dust is a serious health risk. A "NIOSH" (US) or a "CSA" (CDN) approved respirator, safety goggles, hearing protectors, and gloves must be worn at all times. Always "wet-cut" or "wet grind" concrete products to minimize dust.

Do not stack bundled concrete products higher than 2 bundles high. Contents of the bundle may be unstable and subject to topple when stacked. Always use extreme caution and appropriate equipment when transporting or storing bundled concrete products. Failure to do so may result in serious bodily injury or death. Always obey gross vehicle weight (GVW) loading limitations and regulations.

Hazard Rating: Fire 0, Health 1, Reactivity 0. See MSDS Concrete Masonry (Pavers). Contact Unilock for complete sheet or view safety information at www.unilock.com

Unilock assumes no liability or responsibility for loss or damage, resulting from the improper use or handling of our products, or from failure to follow instructions, warnings, and/or advisories on the product label, and on the MSDS sheet.

Umbriano® is a trademark of Metten Stein + Design GmbH & Co KG used under license by Unilock.


Unilock Ltd. and Hengestone Holdings, Inc. are the owners or authorized users of all trademarks used in this publication unless otherwise specified.

Measurements throughout this portfolio are nominal.

*Colours shown should be used only as a guide. Colours should always be chosen from actual samples. Contact your Unilock Territory Manager for colour availability in your area.

Not all products shown are available at all Unilock locations. Log onto www.unilock.com for availability.

FINISHES




BRUSHED



COBBLESTONE



WEATHERED




SMOOTH - ZERO BEVEL



FLAGSTONE




SMOOTH



WASHED



STANDARD




SPLIT



TIMEWORN



SPLIT AND WEATHERED



PITCHED FACE

COLOUR BLEND DESCRIPTIONS

COLOUR NAME	DESCRIPTION	COLOUR NAME	DESCRIPTION
Almond Grove	Tan, Buff and Charcoal	Mahogany Ash	Mid Brown and Light Charcoal
Basalt	Blue & Black	Metallic Grey	Midtone Grey
Black Granite	Black Granite and Charcoal	Mica Grey	Natural Grey
Buff	Tan	Midnight Charcoal	Dark Charcoal
Burgundy Red	Plum with Red	Midnight Sky	Charcoal and Black Flake
Burnt Clay	Brown with Red	Mountain Mist	Midtone Grey
Cliffside Grey	Charcoal, Buff and Natural	Notte	Mid Charcoal, White and Light Natural
Cocoa Brown	Solid Dark Brown	Oak Brown	Taupe, Black and Buff
Coffee Creek	Sandstone, Brown and Charcoal	Old Oak	Tan and Brown
Crema	Cream and Buff	Opal Blend	Light Grey and White
Crystalline Basalt	Granite with Black	Pebble Taupe	Tan and Brown
Dark Brown	Dark Brown	Peppered Granite	White aggregates with Black Flecks
Dark Charcoal	Dark Charcoal	Pewter	Light Grey
Dawn Mist	Grey and Tan	Rustic Red	Red and Charcoal
Fossil	Charcoal, Natural and Tan	Sabia	Brown, Black and Light Natural
French Grey	Mid Grey with White Fleck	Sable Blend	Cream, Tan and Brown
Glacier	White Granite with Black Granite	Sandstone	Buff and Tan
Golden Sand	Tan	Savannah	Tan and Brown
Granite	Charcoal and Natural	Sierra	Charcoal, Russet and Buff
Granite Fusion	Charcoal, Natural and White	Sierra Fusion	Charcoal, Russet and Buff
Granite Mist	Charcoal, Grey and Natural	Steel Grey Blend	Dark Charcoal and Grey
Ice Grey	Grey and White	Smoke Shale	Charcoal and Dark Charcoal
Irish Coast	Natural, Tan and Russet	Summer Wheat	Cream White with Pale Yellow & Beige Particles
Light Grey	Light Grey	Terra Cotta	Salmon and Charcoal
Limestone	Light Grey	Tuscany	Sandstone and Tan
		Winter Marvel	White and Black Flake

PRODUCT DIRECTORY

PAVERS & SLABS

ONTARIO

Product	Page	Thickness	Finish	Pedestrian	Residential Vehicular	Commercial Vehicular	Heavy Duty	Environmental	For Borders & Accents
Arcana™ Slab	84	50mm	S	✓					
Artline™	6	70mm	S	✓	✓				
Beacon Hill™ Flagstone (60 & 80mm)	8, 10	60,80mm	FS	✓	80mm only	80mm only			✓
Beacon Hill™ Smooth (60 & 80mm)	12, 14	60,80mm	SM	✓	80mm only	80mm only			✓
Beacon Hill™ Smooth Slab	86	60mm	SM	✓					
Black Oyster Granite Slab	118	25,50mm	SM	✓					
Black River Limestone Slab	102	22mm	SM	✓					
Bristol Valley™	16	60mm	FS	✓					
Bronte™ Street Paver	18	100mm	W	✓	✓	✓	✓		
Brussels Block™	20	70mm	W	✓	✓	✓			✓
Bucine Bluestone Sandstone Slab	100	38mm	FL	✓					
Castle Grey Granite Slab	120	25,50mm	SM	✓					
Copthorne™	22	60mm	T	✓	✓				✓
Courtstone™	24	60mm	C	✓	✓				✓
Dura-Flow™	26	80mm	S		✓	✓		✓	
Dura-Mat™	28	100mm	S			✓		✓	
Eco-Line™	30	100mm	S	✓	✓	✓	✓	✓	
Eco-Optiloc™	32	80mm	S	✓	✓	✓	✓	✓	
Eco-Priora™	34	80mm	S	✓	✓	✓	✓	✓	
Eco-Promenade™	36	100mm	SM	✓	✓		✓	✓	✓
Galaxy Frost Granite Slab	122	25,50mm	FL	✓					
Granito™ (60mm- Random, 70mm- Hex)	38	60,70mm	SM	✓ Hex	✓ Hex	✓ Hex	✓ Hex		✓
Greyfield Sandstone Slab	104	22mm	BB	✓					
Hollandstone™ / Double Holland™	40	60,80mm 60,80mm	S	✓	✓ Hollandstone™ 80mm	✓ Hollandstone™ 80mm	✓ Hollandstone™ 80mm		✓
Il Campo™	42	70,80mm	B	✓	✓				✓
Indian Coast Sandstone Slab	106	22mm	BB	✓					
Ivory Sand Sandstone Slab	108	22mm	BB	✓					
Mattoni™	44	70mm	T	✓	✓				✓
Metro Slab™	88	60mm	SM	✓					✓
Northshore™	46	70mm	F	✓	✓				
Optiloc™	48	80mm	S	✓	✓	✓	✓		
Porcelain Tile Slabs	112-117	20mm	SM	✓					
Promenade Plank™	50	100mm	S/B/	✓	✓	✓ 4x12 100mm	✓		✓
Promenade Plank™ Slab	90	100mm	S/B/	✓	✓				
Revela™	52	80mm	SB	✓	✓	✓			
Revela™ Slab	92	60mm	SB	✓					
Richcliff™	54	60mm	FS	✓	✓				✓
Richcliff™ Slab	94	70mm	FS	✓					
Senzo™	56	70mm	SM	✓	✓				✓
Series™ (70mm)	58	70mm	WS	✓	✓				✓
Series™ (100mm)	60	100mm	WS	✓	✓	✓			✓
Soreno™ Slab	96	50mm	S	✓					
Stone Cliff Grey Sandstone Slab	110	22mm	FS	✓					
Town Hall™	62	70mm	T	✓	✓	✓		✓	✓
Treo™ Smooth	64	80mm	SM	✓	✓	✓		✓	
Tribeca Cobble™	66	70mm	C	✓	✓			✓	✓
Turfstone™	68	80mm	S		✓			✓	
Umbriano™ (60mm)	70	60mm	SM	✓					✓
Umbriano™ (70mm)	72	70mm	SM	✓	✓	✓ Hex			✓
Umbriano™ (80mm)	74	80mm	SM	✓	✓	✓			✓
Umbriano™ (100mm)	76	100mm	SM	✓					✓
Umbriano™ Slab	98	60,70,100 mm	SM	✓					
Windermere™ Flagstone	78	70mm	FS	✓	✓				✓
Windermere™ Smooth	80	70mm	SM	✓	✓				✓

Finishes: B=Brushed; BB= Blasted & Brushed; C=Cobblestone; D=Dimpled; DW=Dimpled and Weathered; FS=Flagstone; FL=Flamed; P= Pitched; S=Standard; SB=Shotblast; SM=Smooth; SZ=Smooth Zero Bevel; SP=Split; SP/W=Split and Weathered; T=Timeworn; W=Weathered; WS=Washed. This application chart should only be used as a guide. Site conditions, base materials, pattern, and frequency of use may vary the performance of various types and styles of products.

RETAINING WALLS - SINGLE OR DOUBLE-SIDED WALLS

Product	Page	Finish	Gardens	Retaining Walls	Steps	Heavy Duty	Seatwalls	Pillars
Brussels Dimensional Stone™	126	W	✓		✓		✓	✓
DuraHold™	128	S	✓	✓		✓		
DuraHold2™	130	S		✓		✓		
Lineo™ Dimensional Stone	132	S	✓					
Pisa2™	134	SP	✓	✓	✓			✓
Pisa Smooth™	136	SM	✓	✓	✓			✓
SienaStone™	138	SP		✓	✓	✓		
SienaStone™ Smooth	140	SM		✓	✓	✓		
SonomaStone™	142	SP		✓	✓	✓		
U-Cara™	144	S / P	✓	✓	✓		✓	✓

STEPS, TREADS & COPING

Product	Page	Finish	Gardens	Retaining Walls	Steps/Treads	Heavy Duty	Seatwalls	Pillars
Brussels Fullnose™	150	W	✓		✓		✓	✓
Canadian Granite Coping	161	SM / P	✓	✓	✓		✓	✓
Canadian Granite Steps	169	SM / P	✓		✓			
Ledgestone™ Pillar Caps & Coping	151	P	✓	✓	✓	✓		✓
Ledgestone™ Steps	162	P	✓		✓			
Natural Stone Coping (Limestone)	157	P	✓	✓	✓		✓	✓
Natural Stone Coping (Bucine)	159	P	✓	✓				
Natural Stone Coping (Sandstone)	158	P	✓	✓	✓		✓	✓
Natural Stone Steps (Limestone)	165	SM / P	✓		✓			
Natural Stone Steps (Bucine)	167	P	✓	✓	✓			
Natural Stone Steps (Sandstone)	166	SM / P	✓		✓			
Pisa2™ Coping	153	S / P	✓	✓	✓	✓	✓	✓
Pisa Smooth™ Coping	154	SM	✓	✓	✓	✓	✓	✓
SienaStone™ Steps	163	SP	✓		✓			
SienaStone™ Smooth Steps	164	SM	✓		✓			
Umbriano™ Coping	155	SM	✓	✓	✓		✓	✓
Universal Coping	156	SM	✓	✓	✓		✓	✓

Finishes: B=Brushed; BB= Blasted & Brushed; C=Cobblestone; D=Dimpled; DW=Dimpled and Weathered; FS=Flagstone; FL=Flamed; P= Pitched; S=Standard; SB=Shotblast; SM=Smooth; SZ=Smooth Zero Bevel; SP=Split; SP/W=Split and Weathered; T=Timeworn; W=Weathered; WS=Washed.

This application chart should only be used as a guide. Site conditions, base materials, pattern, and frequency of use may vary the performance of various types and styles of products.

UNILOCK PAVER REFERENCE GUIDE

UNILOCK PAVERS	Thickness	Classic	EnduraColor	Elegance	Classic Coat	EasyClean	Reala	Ultima	Permeable	Vehicular Residential	Vehicular Commercial
Arcana™	50mm		●			●					
Artline™	70mm		●							●	
Beacon Hill™ Flagstone 60mm	60mm		●								
Beacon Hill™ Flagstone 80mm	80mm		●							●	
Beacon Hill™ Smooth 60mm	60mm		●								
Beacon Hill™ Smooth 80mm	80mm		●							●	●
Beacon Hill™ Smooth Slab	60mm		●								
Bristol Valley®	60mm		●								
Bronte™ Street Paver	100mm	●									●
Brussels Block®	70mm	●								●	
Cophthorne®	60mm			●			●	●		●	
Courtstone®	60mm			●			●	●		●	
Double Holland™	60mm	●									
Double Holland™	80mm	●								●	●
Eco-Optiloc™	80mm	●							●	●	●
Eco-Priora™	80mm	●							●	●	●
Eco-Promenade®	100mm		●						●	●	●
Eco-Line®	100mm								●	●	●
Granito™ HEX	70mm		●			●				●	●
Granito™ Random Bundle	60mm		●			●					
Hollandstone™	60mm	●									
Hollandstone™	80mm	●								●	●
Il Campo®	70&80mm		●							●	●
Mattoni™	70mm		●			●				●	
Metro Slab™	60mm	●	●		●						
Northshore™	70mm					●				●	● <i>Small Rec only</i>
Promenade™ Plank	100mm		●							●	● <i>4x12" only</i>
Revela™ Random Bundle	80mm		●							●	●
Revela™ Slab	60mm		●								
Richcliff®	60mm			●			●	●		● <i>Random Bdl only</i>	
Richcliff® Slab	70mm			●			●	●			
Senzo™	70mm		●			●				●	
Series™ 70mm	70mm		●							●	● <i>4x8", 8x8" only</i>
Series™ 100mm	100mm		●			●				●	● <i>4x12" only</i>
Soreno™ Slab	50mm		●								
Town Hall®	70mm			●			●	●	●	●	●
Treo® Smooth	80mm								●	●	●
Tribeca Cobble™	70mm		●						●	●	●
Turfstone™	80mm								●		

UNILOCK PAVER REFERENCE GUIDE

UNILOCK PAVERS	Thickness	Classic	EnduraColor	Elegance	Classic Coat	EasyClean	Reala	Ultima	ColorFusion	Permeable	Vehicular Residential	Vehicular Commercial
Umbriano® 60mm	60mm		•			•			•			
Umbriano® 70mm	70mm		•			•			•		•	• <i>Hex only</i>
Umbriano® 80mm	80mm		•			•			•		•	
Umbriano® 100mm	100mm		•			•			•			
Windermere® Flagstone	70mm	•									•	
Windermere® Smooth	70mm	•									•	

UNILOCK WALL REFERENCE GUIDE

UNILOCK WALLS	Classic	EnduraColor	StoneMark	EasyClean	Reala	ColorFusion	Two-Sided	Garden	Engineered
Brussels Dimensional Stone®	•						•	•	
Lineo™ Dimensional Stone	•						•	•	
Pisa2™	•							•	•
Pisa Smooth™	•						•	•	•
SienaStone™	•								•
SienaStone Smooth	•						•		•
U-Cara®		•				•	•	•	•

STEPS	Classic	StoneMark	Reala	Natural
Ledgestone™		•	•	
SienaStone™	•			
SienaStone™ Smooth	•			
Canadian Granite				•
Natural Stone Sandstone				•
Natural Stone Limestone				•

LEED, Leadership in Energy & Environmental Design, is a green building certification that recognizes best-in-class building strategies and practices that have a positive impact on the health and occupants, while promoting renewable, clean energy. To receive LEED certification, building projects satisfy prerequisites and earn points to achieve different levels of certification. Unilock products can help with your certification goals.

POTENTIAL LEED CREDITS FOR UTILIZING PERMEABLE PAVERS

RAINWATER MANAGEMENT: LEED V4

Up to three points can be achieved for retaining rainwater onsite based on the percentage kept.
85% (zero lot line projects only) - 3 points, 95% - 2 points and 98% - 3 points. (all except Healthcare - subtract 1 point).
See LEED v4 for more specific project/site details.

HEAT ISLAND REDUCTION - NON-ROOF: LEED v4

Paving materials with a three-year aged solar reflectance (SR) value of at least 0.28. If three-year aged value information is not available, use materials with an initial SR of at least 0.33 at installation OR use an open grid pavement at least 50% pervious - 2 points (except Healthcare - 1 point). See LEED v4 for more specific site calculations.

SOLAR REFLECTANCE

Solar Reflective Index (SRI) is a criterion used by USGBC that measures values of sunlight and radiation bouncing from built surfaces. It is used to measure urban heat island effects in city centers. Dark pavement absorbs heat during the day and then releases it at night. This process creates a situation that causes urban centers to stay warmer all the time which contributes to air pollution and increased energy consumption. Careful selection of materials and colours can help reduce urban heat island effects. Solar reflectance is the most important characteristic of a roof product in terms of yielding the highest energy savings during warmer months. The higher the solar reflective value the more efficient the product is in reflecting sunlight and heat away from the building and reducing roof temperature.

MATERIALS AND RESOURCES: LEED V4

- > Building Product Disclosure and Optimization - Sourcing of Raw Materials - Sourcing of Raw Materials and Extraction • 1 point
- > Building Product Disclosure and Optimization - Sourcing of Raw Materials - Leadership Extraction Practices • 1 point
- > Building Product Disclosure and Optimization - Material Ingredient Reporting - Material Ingredient Reporting • 1 point
- > Building Product Disclosure and Optimization - Material Ingredient Reporting - Material Ingredient Optimization • 1 point
- > Building Product Disclosure and Optimization - Environmental Product Declaration • 1 point

Values may change slightly by region due to variations in local aggregate and granite.

Please be sure to contact your Unilock Representative for a comprehensive and current list of SRI product values.

UNILOCK.COM | 1-800-UNILOCK



BOSTON
(508) 278-4536

CHICAGO
(630) 892-9191

MILWAUKEE
(262) 742-3890

KANSAS
(913) 417-7985

MICHIGAN
(248) 437-7037

NEW YORK
(845) 278-6700

MID-ATLANTIC
(202) 798-2060

ONTARIO
(416) 646-9000

CINCINNATI / KY / TN
(513) 202-0219

OHIO / WESTERN PA / WNY & CNY
(330) 927-4000

