

TURFSTONE™

UNILOCK


TECH SHEET

THICKNESS 80MM

REGION OHIO



EDGE
ZERO EDGE DETAIL

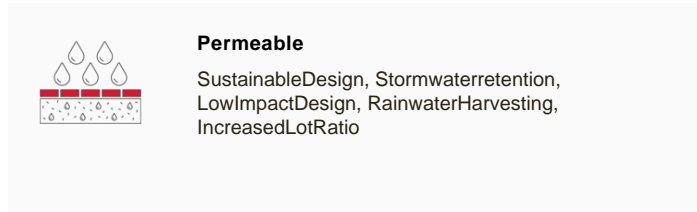




UNILOCK Exclusive Technologies

■ CLASSIC COAT

APPLICATIONS


Note: Not all sizes are suitable for every application. Contact Unilock Representative for assistance.



COLORS

NATURAL
SRI = 32

FINISH: CLASSIC

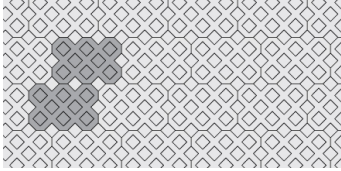


STANDARD
400mm x 600mm x 80mm
15 3/4" x 23 5/8" x 3 1/8"

JOINT SPACING = 2MM

VOID RATIO = 40%%

LAYING PATTERNS



LP TURFSTONE A PDF

TYPICAL CROSS SECTION

Note: Base, screed bed, infill aggregates and or reinforcements may vary based on project requirements or as specified by engineer.



	STANDARD
UNIT THICKNESS (MM)	80
LAYERS PER BUNDLE	7
SQ FT PER BUNDLE	70
SQ FT PER LAYER	10
SQ FT PER UNIT	2.50
UNITS PER BUNDLE	28
UNITS PER LAYER	4
LBS PER BUNDLE	1,745.67
LBS PER LAYER	249.38
LBS PER UNIT	62.35

INSTALLATION NOTES

Turfstone™

Turfstone has long been a favorite of landscape architects and engineers for areas requiring a supported turf. Its filigree design makes it an attractive and permanent solution for emergency access areas, embankments, spillways, and environmentally sensitive parking areas. Voids may be filled with grass or colored aggregates.

Recommended Base Stabilization – one layer of DriveGrid™ stabilization grid between subgrade and base material. Recommended depth 8" to 10" below pavers for maximum stability and performance. Use under Standard Base only.

Standard Base – Min. 6" – 8" of ¾" Crusher Run gravel (any road base standard in accordance with ASTM-D2940) compacted to 98% Standard Proctor Density (SPD).

Standard Bedding Course – 1" thick of course sand– in accordance with ASTM-D2940) screeded over base.

Jointing Material and Joint Stabilization

Fill all holes with topsoil to promote grass growth in openings.

Handling – This product is heavy and a two-man clamp is recommended for placement.

Edge Restraint - A concrete curb or a "sub-surface concrete wedge" can also be installed to retain the edge.

Paver Compaction - For the final compaction, a "rubber roller compactor" will give you the best results without breaking the block .

Cleaners – Not applicable

Sealers - Not applicable

Recommendation: Sealers – After the soil is placed in the openings, it is recommended to seed the area or fill with sod plugs. In order for the grass to establish, provisions must be made for watering. In dry areas, consider irrigation over this area to prevent turf burnout.

The Americans with Disabilities Act Accessibility Guidelines (ADAAG) provides measurable criteria to determine compliance, not individual product evaluation. Gaps, joints or openings, greater than ½" horizontal and ¼" vertical should be avoided as they can disrupt wheelchair maneuvering (United States Access Board – Guidelines and Standards).

Contact Unilock Representative for actual color samples and availability. Unilock reserves the right to change product information without notice.

PDF Generated October 29, 2024, 5:36 pm