

SIENA EDGE™

UNILOCK®

TECH SHEET

REGION MICHIGAN



UNILOCK® Exclusive Technologies

CLASSIC COAT

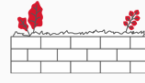


APPLICATIONS

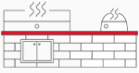
Note: Not all sizes are suitable for every application. Contact Unilock Representative for assistance.



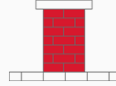
Fire Feature



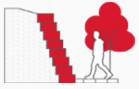
Garden Wall



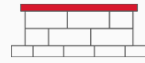
Outdoor Kitchen



Pillars



Retaining Wall



Seat Wall




Water Features

COLORS

GRANITE

SRI = 27

FINISH: CLASSIC



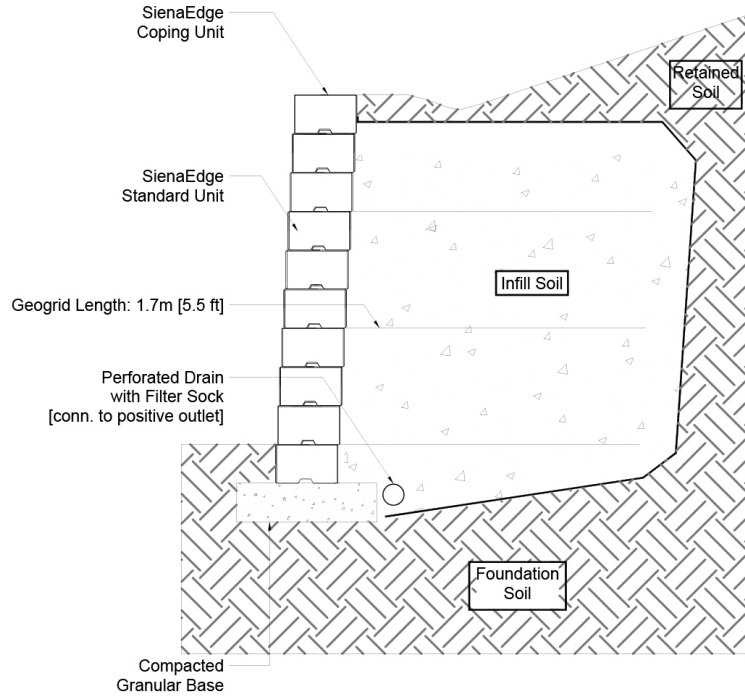
STANDARD

900mm x 180mm x 290mm

35 1/2" x 7" x 11 1/2"

TYPICAL CROSS SECTION

Note: Base, screed bed, infill aggregates and or reinforcements may vary based on project requirements or as specified by engineer.



PACKAGING

	STANDARD
UNIT THICKNESS (MM)	180
LAYERS PER BUNDLE	3
FCFT PER BUNDLE	20.88
FCFT PER LAYER	6.96
FCFT PER UNIT	1.74
UNITS PER BUNDLE	12
UNITS PER LAYER	4
LBS PER BUNDLE	2,694.67
LBS PER LAYER	898.22
LBS PER UNIT	224.56

INSTALLATION NOTES

SIENAEDGE™

SienaEdge is a modular concrete retaining wall system that is used to stabilize and contain earth embankments, large and small. The SienaEdge wall system is a fully-engineered, structural retaining wall system constructed as either a "gravity" wall (no geogrid) or a geogrid-reinforced wall. It can be used for applications up to 30ft (9m) or even higher with proper design. The ideally-sized block provides fast, efficient machine-placed installation, while still offering a manageable weight for manual maneuvering if required. It eliminates complex estimations and ordering with the innovative multifunction block design, integrating standards & corners into the same block. The closed-end Standard block is ideal for building corners, ending two-sided seat walls and is able to create both vertical or battered walls, all with one block.

Contact Unilock Representative for actual color samples and availability. Unilock reserves the right to change product information without notice.

PDF Generated December 22, 2024, 11:46 am

