

RIVERCREST® WALL

UNILOCK®

TECH SHEET

THICKNESS 114MM

REGION BOSTON



UNILOCK® Exclusive Technologies

ELEGANCE

ENDURACOLOR

EASYSOFT™

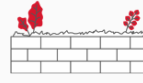


APPLICATIONS

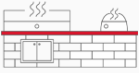
Note: Not all sizes are suitable for every application. Contact Unilock Representative for assistance.



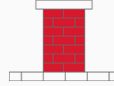
Fire Feature



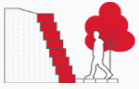
Garden Wall



Outdoor Kitchen



Pillars



Retaining Wall




Seat Wall



Water Features

COLORS

COASTAL SLATE FINISH: FLAGSTONE



CORNER JUMPER
450mm x 114mm x 240mm
17 3/4" x 4 1/2" x 9 1/2"

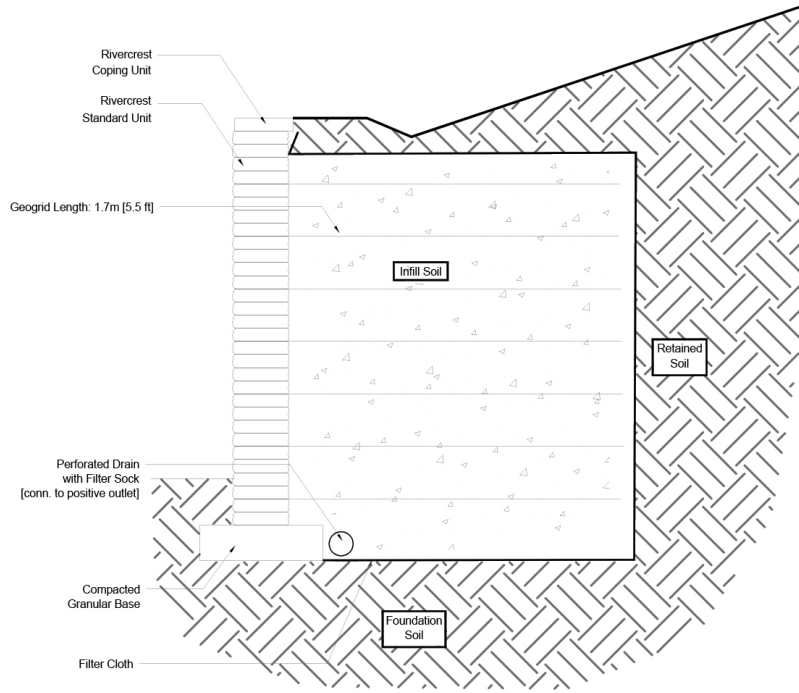
BUFF FINISH: FLAGSTONE



CORNER JUMPER
450mm x 114mm x 240mm
17 3/4" x 4 1/2" x 9 1/2"

TYPICAL CROSS SECTION

Note: Base, screed bed, infill aggregates and or reinforcements may vary based on project requirements or as specified by engineer.



PACKAGING

	(57) RANDOM RANDOM BUNDLE	(57) CORNER RANDOM BUNDLE	CORNER JUMPER
UNIT THICKNESS (MM)	57	57	114
LAYERS PER BUNDLE	8	4	4
FCFT PER BUNDLE	24.30	16.21	17.67
FCFT PER LAYER	3.04	4.05	4.42
FCFT PER UNIT	0.19	0.41	0.55
UNITS PER BUNDLE	128	40	32
UNITS PER LAYER	16	10	8
LBS PER BUNDLE	2,015	1,173	1,945.69
LBS PER LAYER	251.88	293.25	486.42
LBS PER UNIT	15.74	29.33	60.80

INSTALLATION NOTES

Rivercrest Wall®

Rivercrest Wall is a unique residential and commercial landscape wall block featuring a water-worn ledgerstone appearance. The special integrated alignment system makes installation simple and painless for the professional landscaper or DIY. The unique shape and array of unit sizes & textures allows you to create virtually any shape or pattern you desire.

Applications – Design and build projects such as planters, steps, grill islands, pillars, seat walls and water features. Can be used for straight and curved installations (Radius 5' is the tightest radius).

Capacity – Gravity walls up to 24" (60cm). Geogrid reinforced walls up to 6 ft. (1.8m).

Recommended Base Stabilization – one layer of DriveGrid™ stabilization grid between subgrade and base material. Use under Standard Base or Permeable Base.

Standard Base – Min. 6" – 8" of ¾" Crusher Run gravel (any road base standard in accordance with ASTM-D2940) compacted to 98% Standard Proctor Density (SPD).

Alternative Permeable Base – Min. 6" – 8" of ¾" clear open-graded stone compacted to achieve full particle lock-up and consolidation. (Clear open-graded does not compact but does consolidate slightly by rattling the particles together.)

Leveling – Leveling retaining wall blocks directly on top of gravel is tedious and generally does not yield the best results. U-Grip Base units or universal base pads are recommended under all Unilock walls for improved accuracy and speedier installation. Additional benefits include long term structural integrity and an overall better appearance. Poured concrete leveling pads, reinforced with rebar, are also a great way to accomplish leveling, particularly for larger installations. You must ensure that the concrete is poured and finished perfectly in order to achieve a good visual appearance.

Connection – features a unique integrated alignment connection. Use appropriate concrete adhesive for connection between units where required. Always read adhesive manufacturers' directions prior to gluing.

Handling – No specific handling instructions.

Coping - This wall requires coping. Choose Rivercrest Coping or any of our natural stone coping options. Install with tight joints or 3/16" gap between units and amend with an exterior latex caulking. Cutting may be required; a diamond blade saw is required to cut coping properly. Glue all coping using a specially formulated concrete adhesive that is strong and will not break down over time. Always read adhesive manufacturers' directions prior to gluing.

Contact Unilock Representative for actual color samples and availability. Unilock reserves the right to change product information without notice.

PDF Generated March 5, 2025, 7:10 pm