

# REVELA™

THICKNESS 100MM  
REGION ONTARIO

UNILOCK®

TECH SHEET



EDGE  
ROUNDED BEVEL EDGE


UNILOCK® Exclusive Technologies

ENDURACOLOR




APPLICATIONS

Note: Not all sizes are suitable for every application. Contact Unilock Representative for assistance.



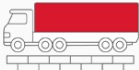
Driveway



Patio & Walkway



Borders and Accents



Heavy Duty Vehicular

COLORS

METALLIC GREY  
SRI = 18

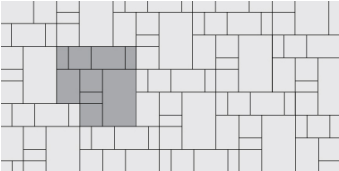
FINISH: REVELA



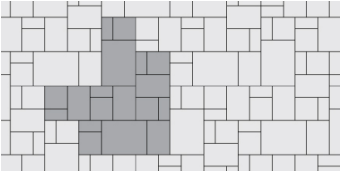
4"X12"  
100mm x 300mm x 100mm  
3 7/8" x 11 7/8" x 3 7/8"

JOINT SPACING = 7MM

LAYING PATTERNS



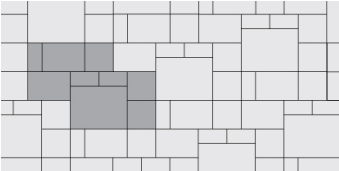
LP REVELASLAB MULTI UNIT  
RANDOM C



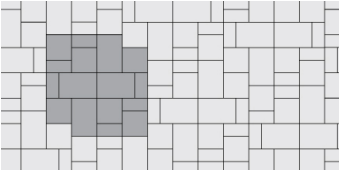
LP REVELASLAB MULTI UNIT  
RANDOM F



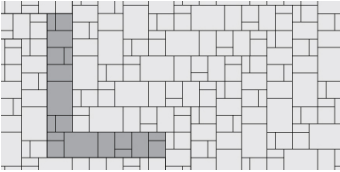
LP REVELASLAB FIXED RANDOM  
H



LP REVELASLAB MULTI UNIT  
RANDOM D



LP REVELASLAB FIXED RANDOM I



LP REVELASLAB MULTI UNIT  
RANDOM E

TYPICAL CROSS SECTION

Note: Base, screed bed, infill aggregates and or reinforcements may vary based on project requirements or as specified by engineer.



PACKAGING

	(80) RANDOM RANDOM BUNDLE	4"X12"
UNIT THICKNESS (MM)	80	100
LAYERS PER BUNDLE	7	5
SQ FT PER BUNDLE	73.22	58.13
SQ FT PER LAYER	10.46	11.63
SQ FT PER UNIT	1.31	0.32
UNITS PER BUNDLE	56	180
UNITS PER LAYER	8	36
LIN FT PER BUNDLE - SAILOR	62.01	-
LIN FT PER LAYER - SAILOR	8.86	-
LBS PER BUNDLE	2,679.34	2,658.87
LBS PER LAYER	382.76	531.77
LBS PER UNIT	47.85	14.77

INSTALLATION NOTES

---

The Americans with Disabilities Act Accessibility Guidelines (ADAAG) provides measurable criteria to determine compliance, not individual product evaluation. Gaps, joints or openings, greater than ½” horizontal and ¼” vertical should be avoided as they can disrupt wheelchair maneuvering (United States Access Board – Guidelines and Standards).

---

Contact Unilock Representative for actual color samples and availability. Unilock reserves the right to change product information without notice.

PDF Generated July 3, 2025, 10:29 am

