

PROMENADE™

UNILOCK

TECH SHEET

THICKNESS 100MM

REGION OHIO



EDGE
ROUNDED BEVEL EDGE

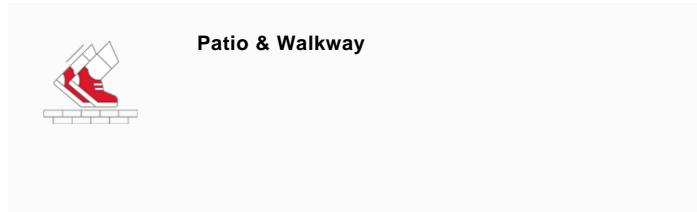
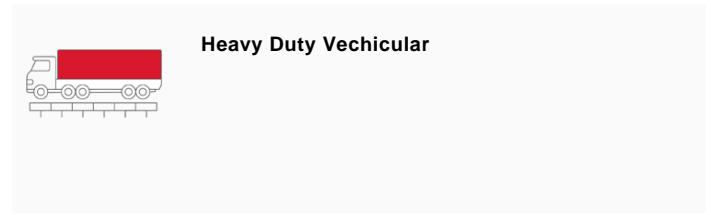

UNILOCK Exclusive Technologies

■ ENDURACOLOR



APPLICATIONS

Note: Not all sizes are suitable for every application. Contact Unilock Representative for assistance.




COLORS

STEEL GREY BLEND
FINISH: SMOOTH
PREMIER



4"X16"
100mm x 400mm x 100mm
3 7/8" x 15 3/4" x 3 7/8"

STEEL GREY
FINISH: SMOOTH
PREMIER



4"X16"
100mm x 400mm x 100mm
3 7/8" x 15 3/4" x 3 7/8"

SANDSTONE
FINISH: SMOOTH
PREMIER



4"X12"
100mm x 300mm x 100mm
3 7/8" x 11 7/8" x 3 7/8"

**MEDIUM GREY
FINISH: SMOOTH
PREMIER**



4"X12"
100mm x 300mm x 100mm
3 7/8" x 11 7/8" x 3 7/8"

**BLACK GRANITE
FINISH: SERIES -
EXPOSED GRANITE**



4"X12"
100mm x 300mm x 100mm
3 7/8" x 11 7/8" x 3 7/8"

**LIGHT GREY
FINISH: IL CAMPO -
BRUSHED**




4"X12"
100mm x 300mm x 100mm
3 7/8" x 11 7/8" x 3 7/8"




8"X24"
200mm x 600mm x 100mm
7 7/8" x 23 5/8" x 3 7/8"

**DARK CHARCOAL
FINISH: IL CAMPO -
BRUSHED**



8"X24"
200mm x 600mm x 100mm
7 7/8" x 23 5/8" x 3 7/8"

**GRANITE
FINISH: IL CAMPO -
BRUSHED**



8"X24"
200mm x 600mm x 100mm
7 7/8" x 23 5/8" x 3 7/8"

MIDNIGHT SKY

SRI = 15

**FINISH: UMBRIANO -
MOTTLED**




4"X12"

100mm x 300mm x 100mm


3 7/8" x 11 7/8" x 3 7/8"

JOINT SPACING = 4MM


LAYING PATTERNS




LP PROMENADE 4X12 RB H




LP PROMENADE MULTI UNIT
RANDOM G




LP PROMENADE 4X16 RB A




LP PROMENADE 4X16 HB C




LP PROMENADE 4X12 HB I




LP PROMENADE 8X24 RB A




LP PROMENADE 8X24 HB C



LP SERIES 4X12 RB L PDF



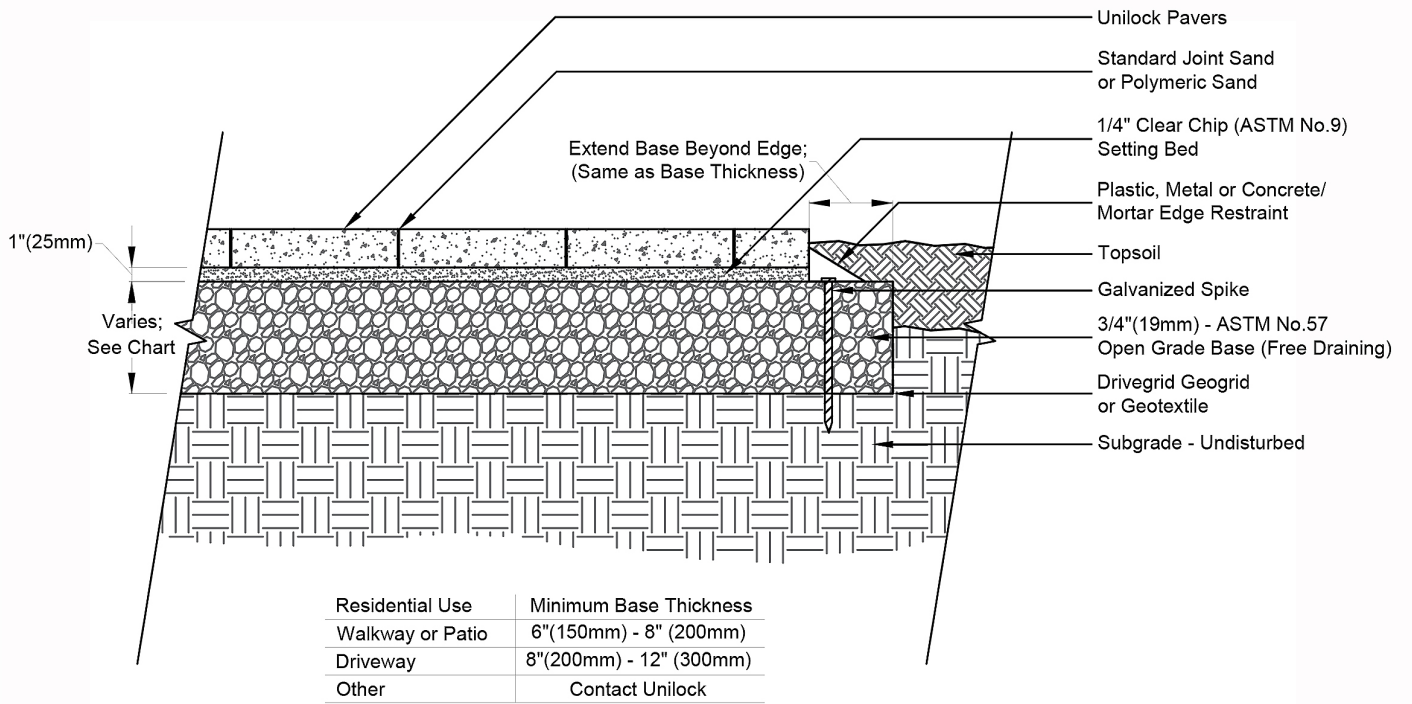
LP SERIES 4X12 HB M PDF



LP SERIES 4X12 DHB N PDF

TYPICAL CROSS SECTION

Note: Base, screed bed, infill aggregates and or reinforcements may vary based on project requirements or as specified by engineer.



PACKAGING

	4"X16" (SMOOTH PREMIER)	4"X12" (SMOOTH PREMIER)	4"X12" (SERIES - EXPOSED GRANITE)	4"X12" (IL CAMPO - BRUSHED)	8"X24" (IL CAMPO - BRUSHED)	4"X12" (SERIES - EXPOSED GRANITE)	4"X12" (SMOOTH PREMIER)
UNIT THICKNESS (MM)	100	100	100	100	100	80	80
LAYERS PER BUNDLE	5	5	5	5	5	8	7
SQ FT PER BUNDLE	51.67	58.13	58.13	58.13	51.67	93.04	81.41
SQ FT PER LAYER	10.33	11.63	11.63	11.63	10.33	11.63	11.63
SQ FT PER UNIT	0.43	0.32	0.32	0.32	1.29	0.32	0.32
UNITS PER BUNDLE	120	180	180	180	40	288	252
UNITS PER LAYER	24	36	36	36	8	36	36
LIN FT PER BUNDLE - SOLDIER	39.37	59.06	59.06	59.06	26.25	94.49	82.68
LIN FT PER LAYER - SOLDIER	7.87	11.81	11.81	11.81	5.25	11.81	11.81
LIN FT PER UNIT - SOLDIER	0.33	0.33	0.33	0.33	0.66	0.33	0.33
LIN FT PER BUNDLE - SAILOR	157.48	177.17	177.17	177.17	78.74	283.46	248.03
LIN FT PER LAYER - SAILOR	31.50	35.43	35.43	35.43	15.75	35.43	35.43
LBS PER BUNDLE	2,440.01	2,658.87	2,658.87	2,658.87	2,391	3,404.46	2,977.63
LBS PER LAYER	488	531.77	531.77	531.77	478.20	425.56	425.38
LBS PER UNIT	20.33	14.77	14.77	14.77	59.78	11.82	11.82

PACKAGING

	4"X12" (UMBRIANO - MOTTLED)	8"X24" (SMOOTH PREMIER)
UNIT THICKNESS (MM)	100	100
LAYERS PER BUNDLE	5	5
SQ FT PER BUNDLE	58.13	51.67
SQ FT PER LAYER	11.63	10.33
SQ FT PER UNIT	0.32	1.29
UNITS PER BUNDLE	180	40
UNITS PER LAYER	36	8
LIN FT PER BUNDLE - SOLDIER	59.06	26.25
LIN FT PER LAYER - SOLDIER	11.81	5.25
LIN FT PER UNIT - SOLDIER	0.33	0.66
LIN FT PER BUNDLE - SAILOR	177.17	78.74
LIN FT PER LAYER - SAILOR	35.43	15.75
LBS PER BUNDLE	2,558.30	2,391
LBS PER LAYER	511.66	478.20
LBS PER UNIT	14.21	59.78

PROMENADE

Contact Unilock Representative for actual color samples and availability. Unilock reserves the right to change product information without notice.

PDF Generated October 26, 2024, 11:57 am

