

OPTILOC™

UNILOCK®

TECH SHEET

THICKNESS 80MM

REGION ONTARIO



EDGE
CHAMFERED EDGE DETAIL

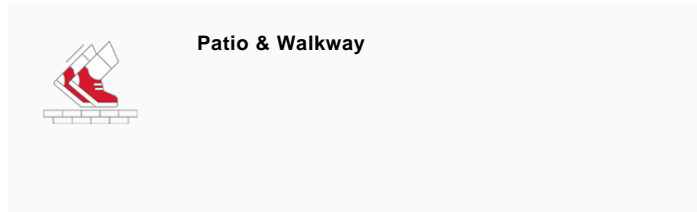
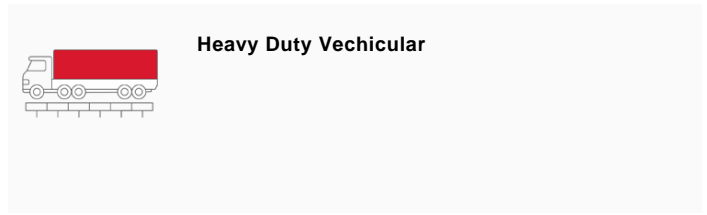



UNILOCK® Exclusive Technologies

■ CLASSIC COAT

APPLICATIONS

Note: Not all sizes are suitable for every application. Contact Unilock Representative for assistance.



COLORS

NATURAL
SRI = 32

FINISH: CLASSIC

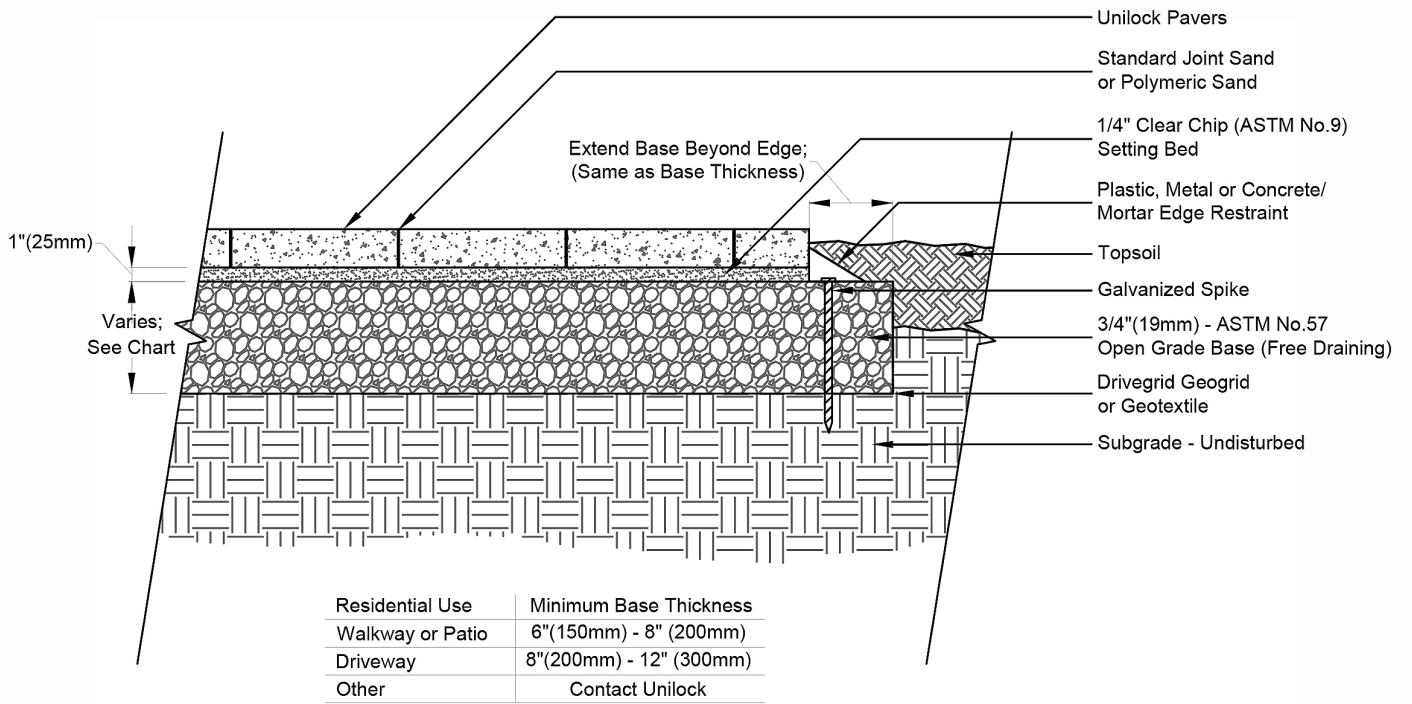


STANDARD
260mm x 260mm x 80mm
10 1/4" x 10 1/4" x 3 1/8"

JOINT SPACING = 8MM

TYPICAL CROSS SECTION

Note: Base, screed bed, infill aggregates and or reinforcements may vary based on project requirements or as specified by engineer.



	STANDARD
UNIT THICKNESS (MM)	80
LAYERS PER BUNDLE	8
SQ FT PER BUNDLE	93.14
SQ FT PER LAYER	11.64
SQ FT PER UNIT	0.61
UNITS PER BUNDLE	152
UNITS PER LAYER	19
LBS PER BUNDLE	3,408.92
LBS PER LAYER	426.12
LBS PER UNIT	22.43

INSTALLATION NOTES

Optiloc™

Optiloc is one of the best pavers to use for roads, commercial parking lots and loading ramps. The dual-axis properties of this shape make it an extremely strong surface designed for prolonged heavy vehicular use.

Recommended Base Stabilization – one layer of DriveGrid™ stabilization grid between subgrade and base material. Recommended depth 8" to 10" below pavers for maximum stability and performance. Use under Standard Base or Permeable Base. (This is a standard is typical, but most commercial applications will have site specific engineering provided by an engineer.)

Standard Base – Min. 6" – 8" of ¾" Crusher Run gravel (any road base standard in accordance with ASTM-D2940) compacted to 98% Standard Proctor Density (SPD).

Standard Bedding Course – 1" thick of coarse sand– in accordance with ASTM-D2940 screeded over base.

Alternative Permeable Base – Min. 6" – 8" of ¾" clear open-graded stone compacted to achieve full particle lock-up and consolidation. (Clear open-graded does not compact but does consolidate slightly by rattling the particles together.) (This is a standard is typical, but most commercial applications will have site specific engineering provided by an engineer.)

Alternative Permeable Bedding Course – 1" thick of 1/4" clear open-graded chip stone – (ASTM No. 8) screeded over base.

Jointing Material and Joint Stabilization

All sands must meet ASTM C144 or C33 Specifications. For best appearance and optimal performance,, keep jointing materials approximately 1/8" below the chamfer (bevel edge) of the paver.

Good Option: Ordinary sharp jointing sand in accordance with ASTM C144 or C33. (Common name: Concrete Sand) Type is generally specified by the site engineer.

Handling – This product has no special handling requirements.

Edge Restraint - Always install an edge restraint around the perimeter of any paver installation not restrained by building structures. Spike-in edge restraints come in plastic and metal and work well for most applications. A concrete curb or a sub-surface concrete wedge can also be installed to retain the edge.

Paver Compaction - Always use a protective polymer pad on the bottom of your compactor when doing the final compaction of the pavers. An alternative is to use a rubber-roller compactor for the final compaction.

Cleaners – Any cleaner specifically designed for pavers may be used for color restoration or general cleaning. Follow manufacturer's dilution rates and application procedures. Always test a small area to make sure the results are as expected.

Sealers

- Product may be sealed for aesthetic or cleanliness reasons but it is not required
- Use any sealer approved for concrete pavers
- Select type for desired aesthetics
- Product must be cleaned before sealing
- Always read and follow manufacturer's application procedures
- Always test a small area to make sure the results are as expected

The Americans with Disabilities Act Accessibility Guidelines (ADAAG) provides measurable criteria to determine compliance, not individual product evaluation. Gaps, joints or openings, greater than ½" horizontal and ¼" vertical should be avoided as they can disrupt wheelchair maneuvering (United States Access Board – Guidelines and Standards).

Contact Unilock Representative for actual color samples and availability. Unilock reserves the right to change product information without notice.

PDF Generated November 16, 2024, 2:10 pm

