

LIMESTONE

UNILOCK

TECH SHEET


THICKNESS 50MM

REGION MICHIGAN



APPLICATIONS

Note: Not all sizes are suitable for every application. Contact Unilock Representative for assistance.



COLORS

BLACK RIVER FINISH: NATURAL STONE



COPING ROCK FACED
300mm x 1,200mm x 50mm
11 7/8" x 47 1/4" x 2"



COPING ROCK FACED
344mm x 1,200mm x 50mm
13 5/8" x 47 1/4" x 2"

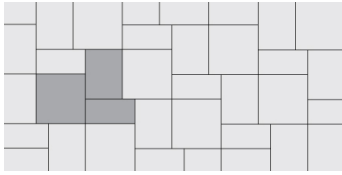


COPING FULLNOSE
1,200mm x 50mm x 350mm
47 1/4" x 2" x 13 7/8"

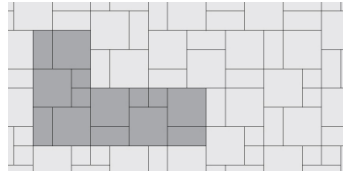


COPING BULLNOSE
1,200mm x 50mm x 300mm
47 1/4" x 2" x 11 7/8"

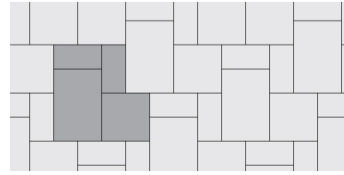
LAYING PATTERNS




LP NATURALSTONE MULTI UNIT L



LP NATURALSTONE MULTI UNIT C



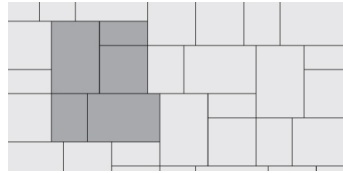
LP NATURALSTONE MULTI UNIT G



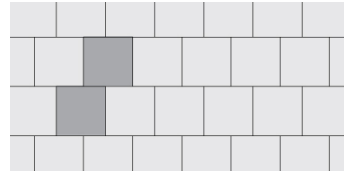
LP NATURALSTONE 24X24 SB P



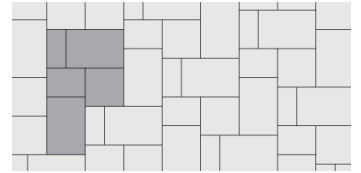
LP NATURALSTONE MULTI UNIT F




LP NATURALSTONE MULTI UNIT E



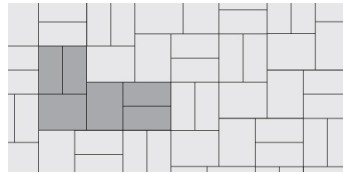
LP NATURALSTONE 24X24 RB B



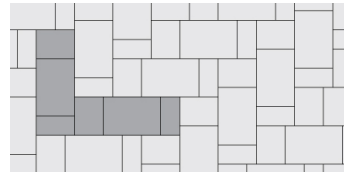
LP NATURALSTONE MULTI UNIT H



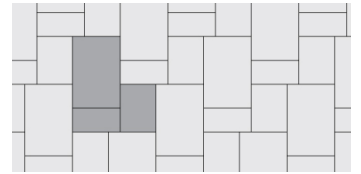
LP NATURALSTONE 12X24 RB A



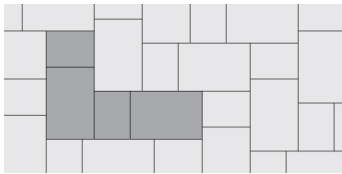
LP NATURALSTONE MULTI UNIT D



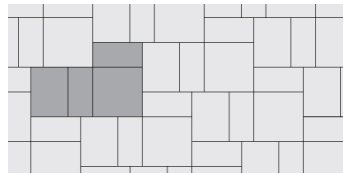
LP NATURALSTONE MULTI UNIT J



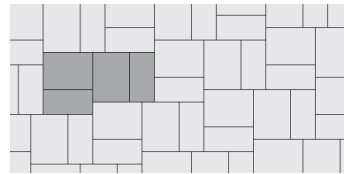
LP NATURALSTONE MULTI UNIT K



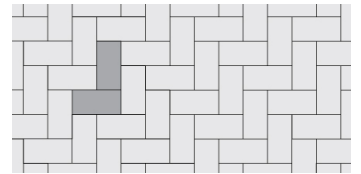
LP NATURALSTONE MULTI UNIT I



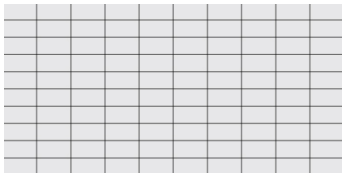
LP NATURALSTONE MULTI UNIT N



LP NATURALSTONE MULTI UNIT M



LP NATURALSTONE 12X24 HB O

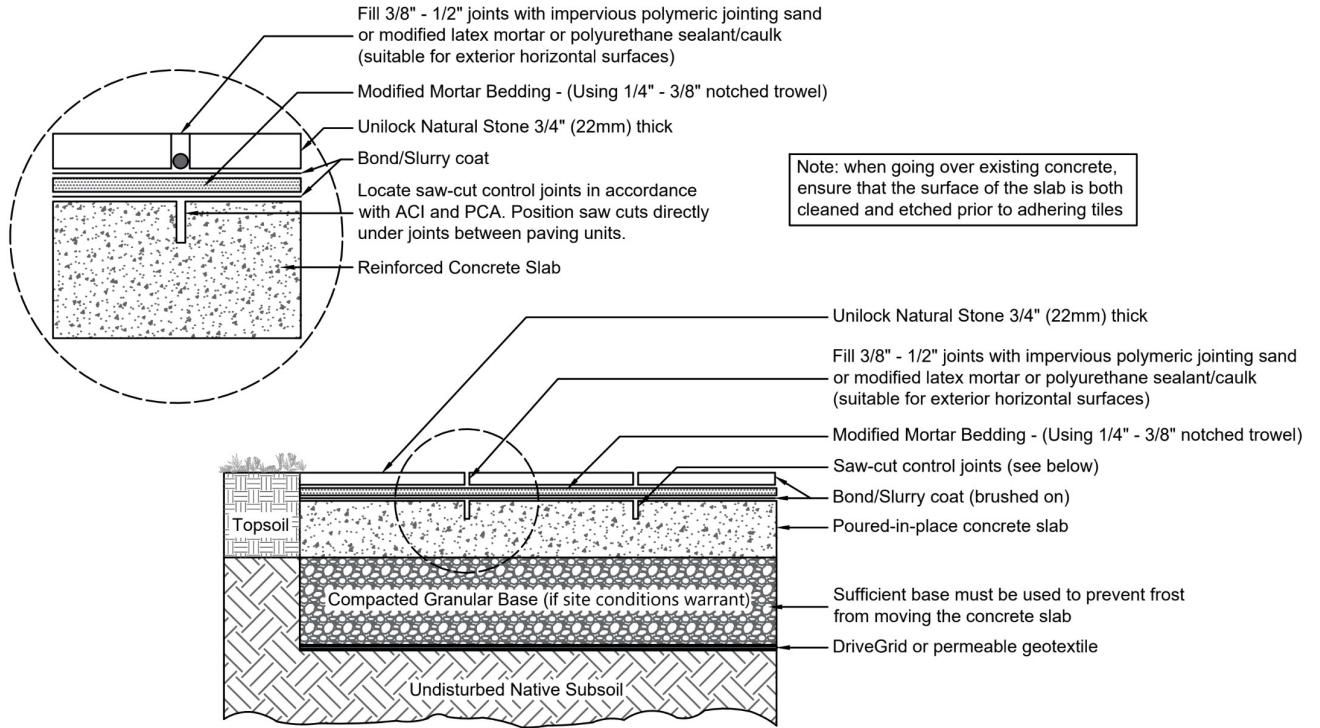


LP NATURALSTONE 12X24 SB Q

TYPICAL CROSS SECTION

Note: Base, screed bed, infill aggregates and or reinforcements may vary based on project requirements or as specified by engineer.

TYPICAL NATURAL STONE (CONCRETE OVERLAY)



PACKAGING

	24"X24"	24"X36"	18"X24"	STEP 48"X16"	12"X24"	COPING ROCK FACED	COPING ROCK FACED
UNIT THICKNESS (MM)	22	22	22	150	22	50	50
SQ FT PER UNIT	4	6	3	2	-	-	-
UNITS PER CRATE	40	30	62	6	90	20	20
LBS PER CRATE	1,910.40	2,149.20	2,220.84	2,526	2,149.20	2,116	2,557.35
LBS PER UNIT	47.76	71.64	35.82	23.88	127.87	-	-

PACKAGING

	PILLAR CAP 24"	PILLAR CAP 28"	COPING FULLNOSE	COPING BULLNOSE
UNIT THICKNESS (MM)	64	64	50	50
UNITS PER CRATE	14	12	20	20
LBS PER CRATE	1,913.61	2,513.28	2,557	2,116
LBS PER UNIT	136.69	209.44	127.85	-

INSTALLATION NOTES

Limestone Slabs

Limestone is a thinly quarried slab with sharp zero-bevel edges. Limestone can be used residentially or commercially, but is not suitable for any vehicular applications. Porcelain can also be used in commercial roof deck pedestal applications where a thinner/lighter module is specified. Consult the project engineer for specific installation instructions for roof deck applications.

OVER CONCRETE INSTALLATION – Limestone slabs must be installed on a stable base. The best way to achieve this is to mortar the units on to a poured concrete pad - preferably a new concrete pad, although existing concrete can be used. It is recommended that you have a minimum 4" of ¾" crusher run gravel under the pad for support and drainage, (use any road base gravel in accordance with ASTM-D2940) compacted to 98% Standard Proctor Density (SPD).

Special Notes: Concrete Direct Overlay –

1. Concrete integrity – concrete must be in good condition, and not crumbling
2. Drainage slope – concrete below must be sloped away from all buildings and structures
3. Base drainage - the area below the concrete must not be subject to frost movement
4. Jointing – Masonry mortar.

HANDLING – Exercise caution when handling this product, as contact between its zero-bevel edges may cause damage.

EDGE RESTRAINT – not required when installed over concrete. Use manufacturer's edge restraint system for high density foam installation.

CLEANERS – Limestone slabs clean with simple soap and water. If the stains are more persistent, only use Uni-Care Stone cleaning products. Unicare Products

Unilock has partnered with United Stonecare, a UK company with over 30 years experience in the field of specialized cleaner and sealer products for natural stone.

Visit the website by clicking on the button below or contact us for information and guidance on how to ensure your external stone are easy to maintain and retain their beautiful appearance. <https://www.unicare-products.com/>

caution – Limestone can be slippery when wet.

Contact Unilock Representative for actual color samples and availability. Unilock reserves the right to change product information without notice.

PDF Generated October 26, 2024, 11:43 am