

FULLNOSE EDGER™

THICKNESS 60MM
REGION BOSTON




EDGE
ZERO EDGE DETAIL



COLORS

ALMOND GROVE
FINISH: CLASSIC



STANDARD
152.4mm x 60mm x 304.8mm
6" x 2 3/8" x 12"

SIERRA
FINISH: CLASSIC



STANDARD
152.4mm x 60mm x 304.8mm
6" x 2 3/8" x 12"

LIMESTONE
FINISH: CLASSIC



STANDARD
152.4mm x 60mm x 304.8mm
6" x 2 3/8" x 12"

CHARCOAL
FINISH: CLASSIC

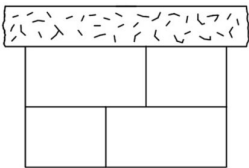
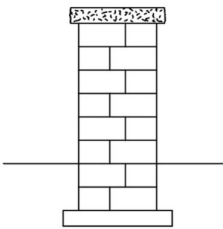


STANDARD
152.4mm x 60mm x 304.8mm
6" x 2 3/8" x 12"


TYPICAL CROSS SECTION

Note: Base, screed bed, infill aggregates and or reinforcements may vary based on project requirements or as specified by engineer.

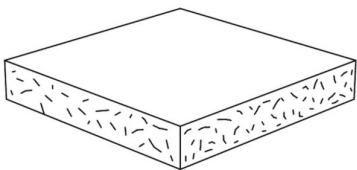
LEDGESTONE/NATURAL STONE PILLAR CAP



ATTACH USING
CONCRETE ADHESIVE

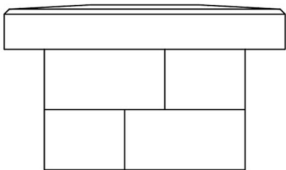
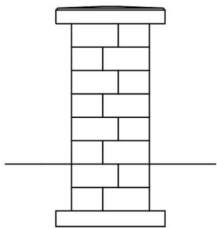


24 x 24
29 x 29

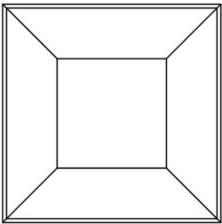


WEATHERED FACE

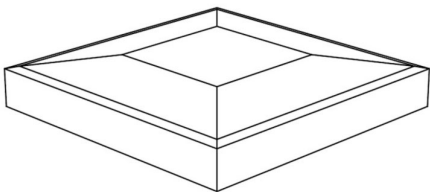
ARCHITECTURAL PILLAR CAP



ATTACH USING
CONCRETE ADHESIVE



28 x 28



SMOOTH FACE

PACKAGING

	STANDARD
UNIT THICKNESS (MM)	60
LAYERS PER BUNDLE	4
UNITS PER BUNDLE	208
UNITS PER LAYER	52
LBS PER BUNDLE	2,790.67
LBS PER LAYER	697.67
LBS PER UNIT	13.42

INSTALLATION NOTES

When a hard edge or corner is not appropriate in your landscape plan, this paving stone is the perfect solution. With its smooth, rounded exposed edge, it's ideal for pool edges, the front of steps and as edging around areas like driveways and walkways.

Applications – Coping for steps, pool edges, planters and walls. Units are designed for straight applications but radius applications can be achieved by cutting tapered units.

Connection – non-mechanical connection. Use appropriate concrete adhesive for connection between units. Install with tight joints or 3/16" gap between units and amend with an exterior latex caulking. Cutting may be required; a diamond blade saw is required to cut coping properly. Glue all coping using a specially formulated concrete adhesive that is strong and will not break down over time. Always read adhesive manufacturers' directions prior to gluing.

Handling – Handle un-tumbled versions of this coping gently to avoid chipping edges.

Contact Unilock Representative for actual color samples and availability. Unilock reserves the right to change product information without notice.

PDF Generated July 3, 2025, 11:16 am

UNILOCK