

DURA-HOLD®

UNILOCK®


TECH SHEET

THICKNESS 300MM
REGION ONTARIO



APPLICATIONS

Note: Not all sizes are suitable for every application. Contact Unilock Representative for assistance.




COLORS

NATURAL
FINISH: CLASSIC



CORNER 90 RIGHT
1,520mm x 300mm x 600mm
59 7/8" x 11 7/8" x 23 5/8"



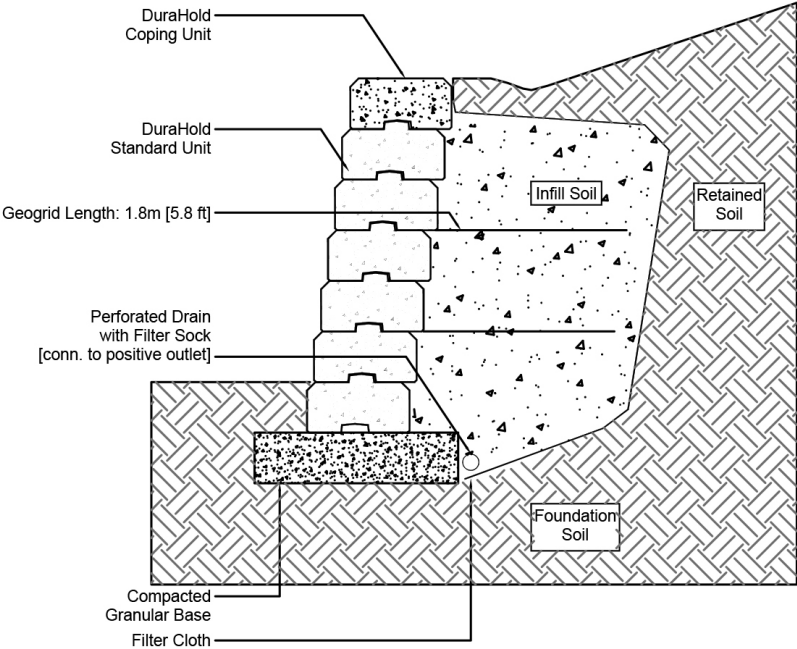
STANDARD
1,830mm x 300mm x 600mm
72" x 11 7/8" x 23 5/8"



STANDARD HALF
915mm x 300mm x 600mm
36" x 11 7/8" x 23 5/8"

TYPICAL CROSS SECTION

Note: Base, screed bed, infill aggregates and or reinforcements may vary based on project requirements or as specified by engineer.



PACKAGING

	CORNER 90 RIGHT	STANDARD	COPING CLOSED END	CORNER 45 RIGHT	CORNER 90 LEFT	STANDARD HALF	CORNER 45 LEFT
UNIT THICKNESS (MM)	300	300	300	300	300	300	300
LAYERS PER BUNDLE	1	1	1	1	1	1	1
FCFT PER BUNDLE	7.04	6.02	6.02	7.04	7.04	3	7.04
FCFT PER LAYER	7.04	6.02	6.02	7.04	7.04	3	7.04
FCFT PER UNIT	7.04	6.02	6.02	7.04	7.04	3	7.04
UNITS PER BUNDLE	1	1	1	1	1	1	1
UNITS PER LAYER	1	1	1	1	1	1	1
LBS PER BUNDLE	1,320	1,680	1,560	1,480	1,320	800	1,480
LBS PER LAYER	1,320	1,680	1,560	1,480	1,320	800	1,480
LBS PER UNIT	1,320	1,680	1,560	1,480	1,320	800	1,480

PACKAGING

	COPING HALF	COPING STANDARD
UNIT THICKNESS (MM)	300	300
LAYERS PER BUNDLE	1	1
FCFT PER BUNDLE	2.95	6.02
FCFT PER LAYER	2.95	6.02
FCFT PER UNIT	2.95	6.02
UNITS PER BUNDLE	1	1
UNITS PER LAYER	1	1
LBS PER BUNDLE	780	1,560
LBS PER LAYER	780	1,560
LBS PER UNIT	780	1,560

INSTALLATION NOTES

DURA-HOLD®

Dura-Hold is an engineered large module - (1600 Lbs/800 Kg)- retaining wall system designed for extremely large gravity walls and reinforced walls. Dura-Hold is mostly often used in commercial applications or in residential applications where higher and stronger structural walls must be constructed. The large module size (6 face feet) makes it an extremely efficient wall to install. With each unit you are installing 6 face feet of wall.

Applications – Structural retaining walls for large embankments

Capacity – Gravity walls up to 6' (1.8m). Geogrid reinforced walls up to 30 ft. (9.14m).

Recommended Base Stabilization – one layer of DriveGrid™ stabilization grid between subgrade and base material. Use under Standard Base or Permeable Base.

Standard Base – Min. 6" – 8" of ¾" Crusher Run gravel (any road base standard in accordance with ASTM-D2940) compacted to 98% Standard Proctor Density (SPD).

Alternative Permeable Base – Min. 6" – 8" of ¾" clear open-graded stone compacted to achieve full particle lock-up and consolidation. (Clear open-graded does not compact but does consolidate slightly by rattling the particles together.)

Leveling – Install Dura-Hold directly on a compacted granular base. Install level end to end as well as front to back. Poured concrete leveling pads, reinforced with rebar, are also a great way to accomplish leveling, especially for larger installations. You must ensure that the concrete is poured and finished perfectly in order to achieve a good visual appearance.

Connection – features a tongue and groove connection.

Handling – This is a mechanically placed wall system. Special clamps for lifting are available for use during project.

Coping - This wall requires the Dura-Hold specific coping. Coping attaches with tongue and groove connection. No adhesive required.

Contact Unilock Representative for actual color samples and availability. Unilock reserves the right to change product information without notice.

PDF Generated July 3, 2025, 10:29 am

UNILOCK