

# DIMENSIONAL SMOOTH™

**UNILOCK®**

TECH SHEET

REGION OHIO



**UNILOCK®** Exclusive Technologies

CLASSIC COAT

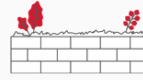


## APPLICATIONS

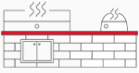
Note: Not all sizes are suitable for every application. Contact Unilock Representative for assistance.



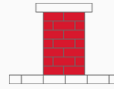
**Fire Feature**



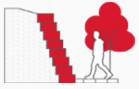
**Garden Wall**



**Outdoor Kitchen**



**Pillars**



**Retaining Wall**



**Water Features**

## COLORS

### DARK CHARCOAL FINISH: CLASSIC




**STANDARD**  
300mm x 100mm x 200mm  
11 7/8" x 3 7/8" x 7 7/8"

### SANDSTONE FINISH: CLASSIC



**STANDARD**  
300mm x 100mm x 200mm  
11 7/8" x 3 7/8" x 7 7/8"

### LIMESTONE FINISH: CLASSIC



**STANDARD**  
300mm x 100mm x 200mm  
11 7/8" x 3 7/8" x 7 7/8"

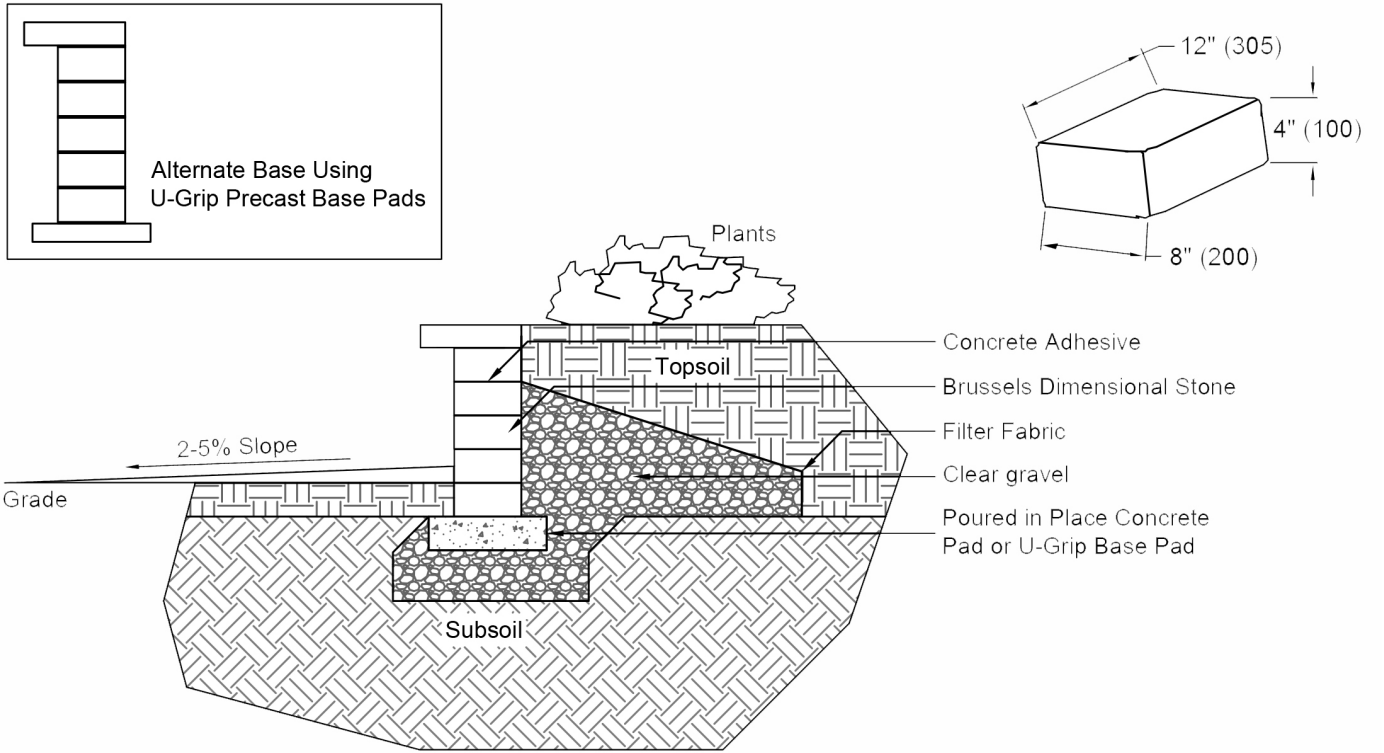
**FIELDSTONE  
FINISH: CLASSIC**



**STANDARD**  
300mm x 100mm x 200mm  
11 7/8" x 3 7/8" x 7 7/8"

### TYPICAL CROSS SECTION

Note: Base, screed bed, infill aggregates and or reinforcements may vary based on project requirements or as specified by engineer.



**PACKAGING**

	STANDARD
UNIT THICKNESS (MM)	100
LAYERS PER BUNDLE	3
FCFT PER BUNDLE	27
FCFT PER LAYER	9
FCFT PER UNIT	0.33
UNITS PER BUNDLE	81
UNITS PER LAYER	27
LBS PER BUNDLE	2,353.21
LBS PER LAYER	784.40
LBS PER UNIT	29.05

## INSTALLATION NOTES

---

---

Contact Unilock Representative for actual color samples and availability. Unilock reserves the right to change product information without notice.

PDF Generated December 22, 2024, 11:59 am

