

# CONCORD WALL™

**UNILOCK**

TECH SHEET

REGION NEW YORK



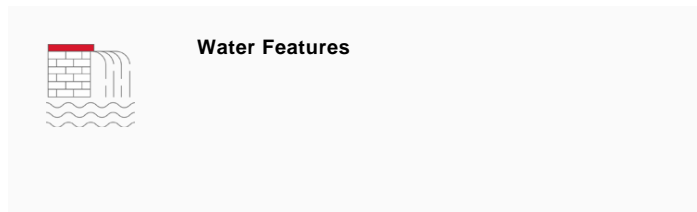



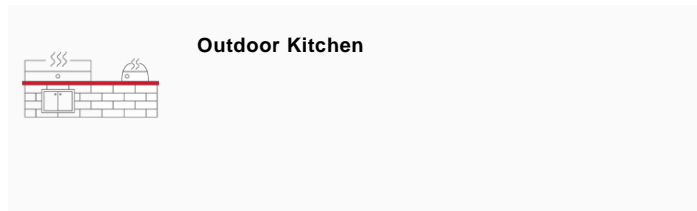


**UNILOCK** Exclusive Technologies

■ CLASSIC COAT



## APPLICATIONS

Note: Not all sizes are suitable for every application. Contact Unilock Representative for assistance.



## COLORS

### GRANITE FINISH: CLASSIC



**XL WALL**  
400mm x 150mm x 300mm  
15 3/4" x 5 7/8" x 11 7/8"



**CORNER**  
200mm x 150mm x 300mm  
7 7/8" x 5 7/8" x 11 7/8"

### SIERRA FINISH: CLASSIC



**CORNER**  
200mm x 150mm x 300mm  
7 7/8" x 5 7/8" x 11 7/8"



**XL WALL**  
400mm x 150mm x 300mm  
15 3/4" x 5 7/8" x 11 7/8"

**ALMOND GROVE  
FINISH: CLASSIC**



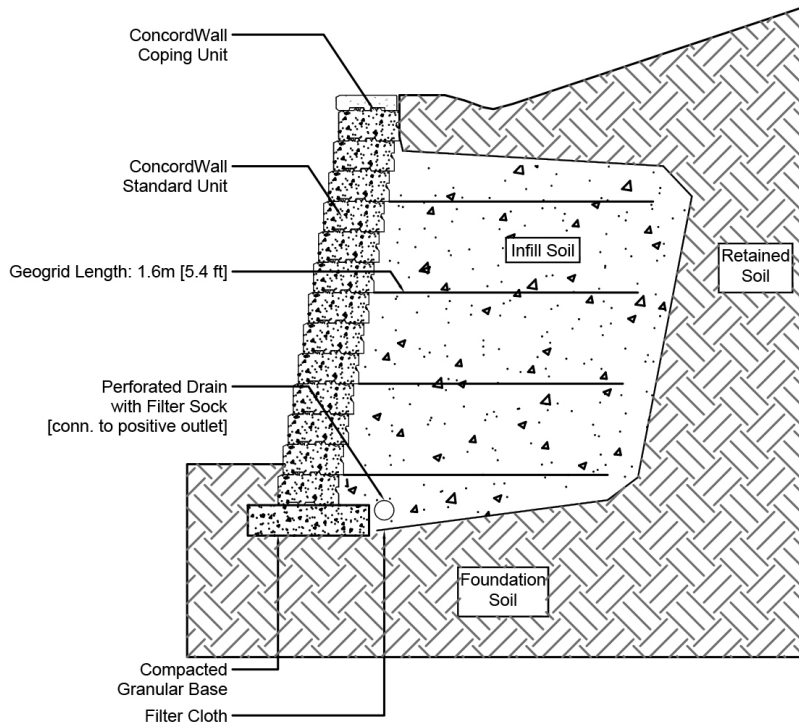
**XL WALL**  
400mm x 150mm x 300mm  
15 3/4" x 5 7/8" x 11 7/8"



**CORNER**  
200mm x 150mm x 300mm  
7 7/8" x 5 7/8" x 11 7/8"

### TYPICAL CROSS SECTION

Note: Base, screed bed, infill aggregates and or reinforcements may vary based on project requirements or as specified by engineer.



**PACKAGING**

	XL WALL	CORNER	WEDGE CAP	COPING 24"
<b>UNIT THICKNESS (MM)</b>	150	150	86	75
<b>LAYERS PER BUNDLE</b>	4	3	8	8
<b>FCFT PER BUNDLE</b>	21.33	15	64	31
<b>FCFT PER LAYER</b>	5.33	5	8	3.88
<b>FCFT PER UNIT</b>	0.67	0.83	0.67	1.94
<b>UNITS PER BUNDLE</b>	32	18	96	16
<b>UNITS PER LAYER</b>	8	6	12	2
<b>LBS PER BUNDLE</b>	2,455	819.99	2,544	2,320
<b>LBS PER LAYER</b>	613.75	273.33	318	290
<b>LBS PER UNIT</b>	76.72	45.56	26.50	145

## INSTALLATION NOTES

---

### Concord Wall™

Concord Wall is the most versatile residential and commercial retaining wall block on the market today. Use Concord Wall to construct projects from low walls to high walls.

Applications – Design and build projects such as planters, steps, grill islands, pillars, seat walls and water features. Can be used for straight and curved installations (Radius 5' is the tightest radius).

Capacity – Gravity walls up to 39" (1m). Geogrid reinforced walls up to 20 ft. (6.1m).

Recommended Base Stabilization – one layer of DriveGrid™ stabilization grid between subgrade and base material. Use under Standard Base or Permeable Base.

Standard Base – Min. 6" – 8" of ¾" Crusher Run gravel (any road base standard in accordance with ASTM-D2940) compacted to 98% Standard Proctor Density (SPD).

Alternative Permeable Base – Min. 6" – 8" of ¾" clear open-graded stone compacted to achieve full particle lock-up and consolidation. (Clear open-graded does not compact but does consolidate slightly by rattling the particles together).

Leveling – Leveling retaining wall blocks directly on top of gravel is tedious and generally does not yield the best results. U-Grip Base units or universal base pads are recommended under all Unilock walls for improved accuracy and speedier installation. Additional benefits include long term structural integrity and an overall better appearance. Poured concrete leveling pads, reinforced with rebar, are also a great way to accomplish leveling, particularly for larger installations. You must ensure that the concrete is poured and finished perfectly in order to achieve a good visual appearance.

Connection – features a tongue and groove connection. Use appropriate concrete adhesive for connection between units where the key has been removed or for corners. Always read adhesive manufacturers' directions prior to gluing.

Handling – No specific handling instructions.

Coping - This wall requires coping. Choose a manufactured coping such as Unilock Universal Coping or any of our natural stone coping options. Install with tight joints or 3/16" gap between units and amend with an exterior latex caulking. Cutting may be required; a diamond blade saw is required to cut coping properly. Glue all coping using a specially formulated concrete adhesive that is strong and will not break down over time. Always read adhesive manufacturers' directions prior to gluing.

---

Contact Unilock Representative for actual color samples and availability. Unilock reserves the right to change product information without notice.

PDF Generated October 29, 2024, 5:56 pm