

CAMELOT™ PREMIER

UNILOCK®

TECH SHEET

THICKNESS 60MM

REGION NEW YORK




EDGE
CHAMFERED EDGE DETAIL



APPLICATIONS

Note: Not all sizes are suitable for every application. Contact Unilock Representative for assistance.



COLORS

ALMOND GROVE FINISH: SMOOTH PREMIER



SQUARE
159.8mm x 159.8mm x 60mm
6 3/8" x 6 3/8" x 2 3/8"




RECTANGLE
160mm x 240mm x 60mm
6 3/8" x 9 1/2" x 2 3/8"

DARK CHARCOAL FINISH: SMOOTH PREMIER



RECTANGLE
160mm x 240mm x 60mm
6 3/8" x 9 1/2" x 2 3/8"

GRANITE FUSION FINISH: SMOOTH PREMIER



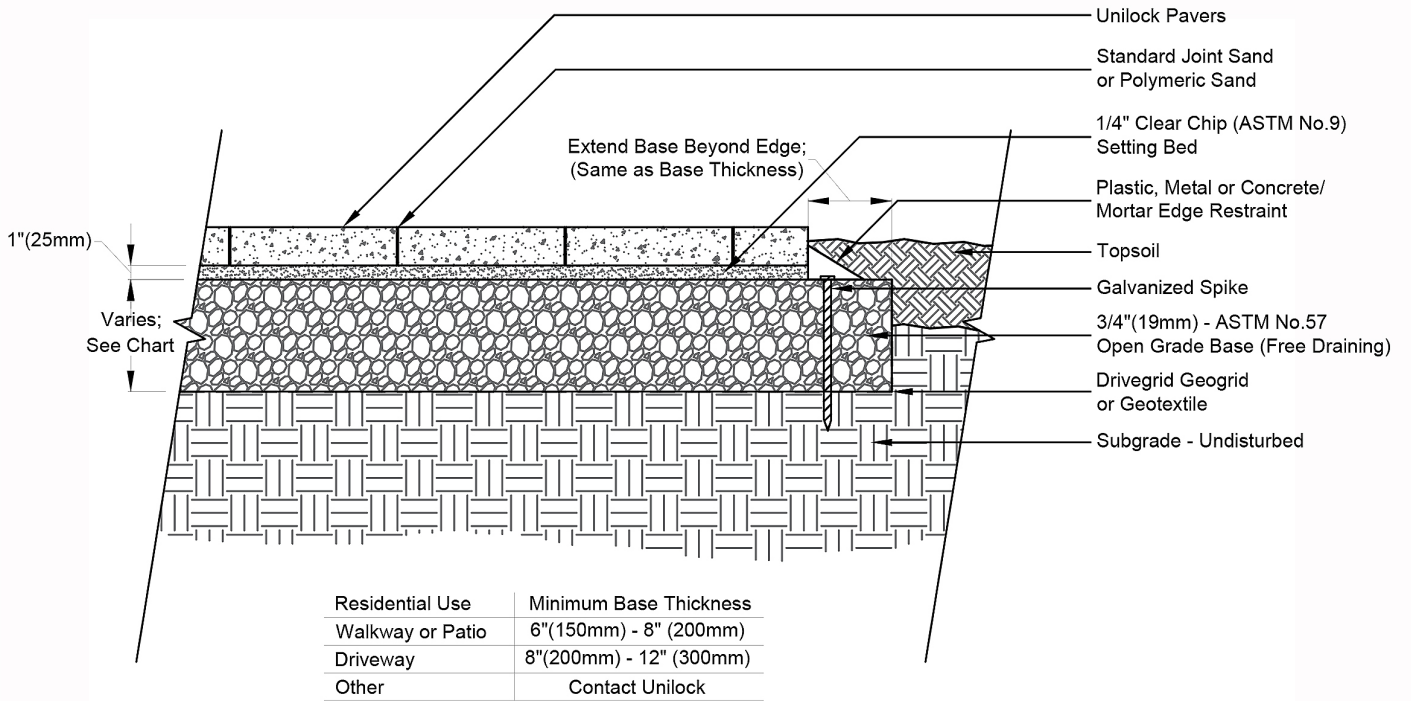
SQUARE
159.8mm x 159.8mm x 60mm
6 3/8" x 6 3/8" x 2 3/8"



RECTANGLE
160mm x 240mm x 60mm
6 3/8" x 9 1/2" x 2 3/8"

TYPICAL CROSS SECTION

Note: Base, screed bed, infill aggregates and or reinforcements may vary based on project requirements or as specified by engineer.



PACKAGING

	SQUARE	RECTANGLE
UNIT THICKNESS (MM)	60	60
LAYERS PER BUNDLE	10	9
SQ FT PER BUNDLE	115.50	111.33
SQ FT PER LAYER	11.55	12.37
SQ FT PER UNIT	0.28	0.41
UNITS PER BUNDLE	420	270
UNITS PER LAYER	42	30
LIN FT PER BUNDLE - SOLDIER	206.69	132.87
LIN FT PER LAYER - SOLDIER	20.67	14.76
LIN FT PER UNIT - SOLDIER	0.49	0.49
LIN FT PER BUNDLE - SAILOR	206.69	199.31
LIN FT PER LAYER - SAILOR	20.67	22.15
LBS PER BUNDLE	3,232.96	3,117.24
LBS PER LAYER	323.30	346.36
LBS PER UNIT	7.70	11.55

INSTALLATION NOTES

Contact Unilock Representative for actual color samples and availability. Unilock reserves the right to change product information without notice.

PDF Generated March 13, 2025, 8:57 pm

