

BRUSSELS FULLNOSE™

UNILOCK®

TECH SHEET

THICKNESS 60MM

REGION OHIO



EDGE
ZERO EDGE DETAIL


UNILOCK® Exclusive Technologies

CLASSIC COAT



COLORS

**DARK CHARCOAL
FINISH: ANTIQUED /
PROCESSED**




STANDARD
152.4mm x 60mm x 304.8mm
6" x 2 3/8" x 12"

**SANDSTONE
FINISH: ANTIQUED /
PROCESSED**



STANDARD
152.4mm x 60mm x 304.8mm
6" x 2 3/8" x 12"

**SIERRA
FINISH: ANTIQUED /
PROCESSED**



STANDARD
152.4mm x 60mm x 304.8mm
6" x 2 3/8" x 12"

**LIMESTONE
FINISH: ANTIQUED /
PROCESSED**



STANDARD
152.4mm x 60mm x 304.8mm
6" x 2 3/8" x 12"

**MOCHA BROWN
FINISH: ANTIQUED /
PROCESSED**

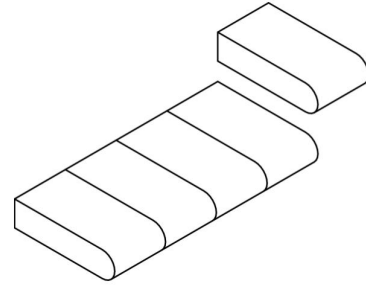
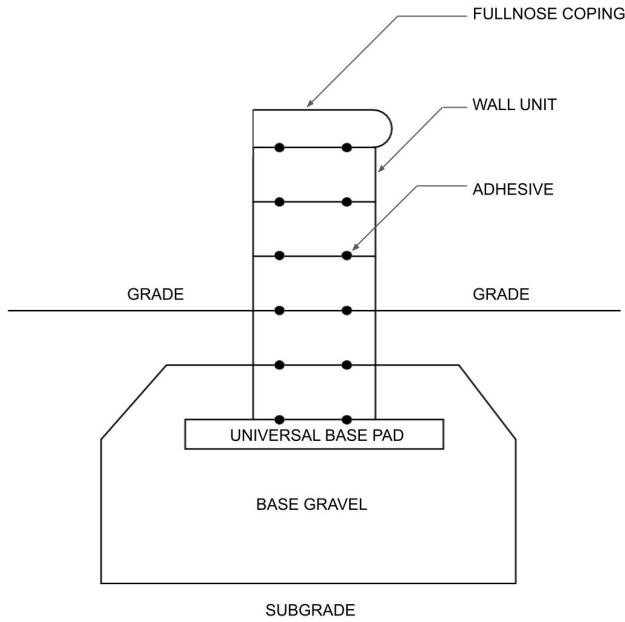


STANDARD
152.4mm x 60mm x 304.8mm
6" x 2 3/8" x 12"

TYPICAL CROSS SECTION

Note: Base, screed bed, infill aggregates and or reinforcements may vary based on project requirements or as specified by engineer.

FULLNOSE COPING



1. ADHERE USING CONCRETE ADHESIVE
2. UNITS MUST BE DUST FREE
3. MAY BE SPACED TO ACCOMMODATE A MORTAR JOINT

PACKAGING

	STANDARD
UNIT THICKNESS (MM)	60
LAYERS PER BUNDLE	8
UNITS PER BUNDLE	160
UNITS PER LAYER	20
LBS PER BUNDLE	2,428.56
LBS PER LAYER	303.57
LBS PER UNIT	15.18

INSTALLATION NOTES

Handling and Installation - Care must be taken to avoid tossing stones so that they bang against each other. Damage to the surface appearance can happen if handled too rough.

Adhesives – Any concrete adhesive from your hardscape or building supplier. Units can be mortared in, but concrete adhesives are always stronger.

Joint compounds – Use any quality exterior latex joint caulking. Be sure to space units apart ¼". For mortar joints, space units apart approximately 3/8" to ½".

Cleaners – Use any concrete cleaner approved for use on paving stone. Follow manufacturer's dilution rates and application procedures. Always test in a small area to ensure desired results before cleaning entire area.

Sealers

Product may be sealed but it is not absolutely required

Use any concrete cleaner approved for use on paving stone. Select type for desired sheen. To minimize the possibility of slipping, avoid high gloss for steps and pool coping

NOTE: Always clean surface with a paver cleaner prior to sealing.

Contact Unilock Representative for actual color samples and availability. Unilock reserves the right to change product information without notice.

PDF Generated December 20, 2024, 12:45 pm

UNILOCK