

# ARCHITECTURAL CAP AND COPING

**UNILOCK**

TECH SHEET

THICKNESS 100MM

REGION BOSTON



**UNILOCK** Exclusive Technologies

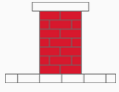
ENDURACOLOR



## APPLICATIONS

Note: Not all sizes are suitable for every application. Contact Unilock Representative for assistance.

---



**Pillars**

## COLORS

---

**LIGHT GREY**  
**FINISH: SMOOTH**  
**PREMIER**



**PILLAR CAP 28"**  
711mm x 100mm x 711mm  
28" x 3 7/8" x 28"

**DARK CHARCOAL**  
**FINISH: SMOOTH**  
**PREMIER**



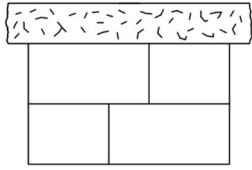
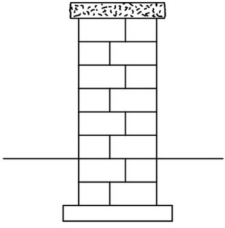
**PILLAR CAP 28"**  
711mm x 100mm x 711mm  
28" x 3 7/8" x 28"

**JOINT SPACING = 3MM**

### TYPICAL CROSS SECTION

Note: Base, screed bed, infill aggregates and or reinforcements may vary based on project requirements or as specified by engineer.

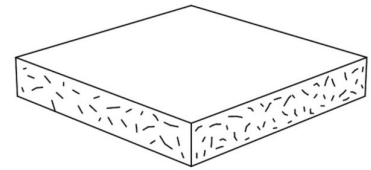
#### LEDGESTONE/NATURAL STONE PILLAR CAP



ATTACH USING  
CONCRETE ADHESIVE

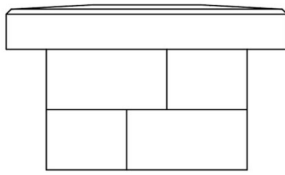
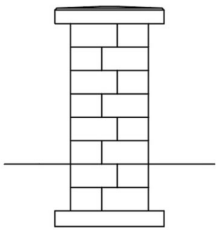


24 x 24  
29 x 29

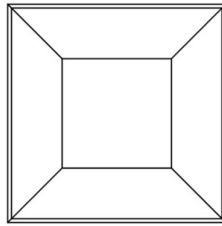


WEATHERED FACE

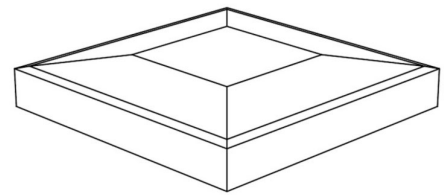
#### ARCHITECTURAL PILLAR CAP



ATTACH USING  
CONCRETE ADHESIVE



28 x 28



SMOOTH FACE

**PACKAGING**

|                     | PILLAR CAP 28" | COPING 24" |
|---------------------|----------------|------------|
| UNIT THICKNESS (MM) | 100            | 60         |
| LAYERS PER BUNDLE   | 4              | 6          |
| FCFT PER BUNDLE     | 3.06           | 21.62      |
| FCFT PER LAYER      | 0.77           | 3.60       |
| FCFT PER UNIT       | 0.77           | 0.60       |
| UNITS PER BUNDLE    | 4              | 36         |
| UNITS PER LAYER     | 1              | 6          |
| LBS PER BUNDLE      | 935.26         | 2,044.04   |
| LBS PER LAYER       | 233.82         | 340.67     |
| LBS PER UNIT        | 233.82         | 56.78      |

## INSTALLATION NOTES

---

### Architectural Pillar Cap and Coping

**APPLICATIONS** – This non-slip surface texture is especially ideal for pool edge coping and step treads, but is also perfect for any project requiring wall coping and capping of pillars. Architectural Coping and Pillar Caps have similar attributes to our Arcana slabs, and are able to provide a complete pool deck solution.

**CONNECTION** – Non-mechanical connection. Use concrete adhesive specifically designed for connecting modular concrete units. Always read adhesive manufacturers' directions prior to gluing.

**HANDLING** – Placement of the cap onto the top of the pillar should be done with a suction lifting device (that can lift greater than 500 lbs.) or with heavy equipment straps suspended from a mini-excavator. For both the cap and coping, handle gently to avoid chipping edges.

---

Contact Unilock Representative for actual color samples and availability. Unilock reserves the right to change product information without notice.

PDF Generated December 22, 2024, 12:14 pm

**UNILOCK**