



Estate Wall™ 150mm / 6"

1-800-UNILOCK | UNILOCK.COM

UNILOCK
PAVERS & WALLS

Estate Wall™ 150mm / 6"

CLASSIC




ALMOND GROVE



GRANITE



SIERRA



MIDNIGHT CHARCOAL
NEW (COPING ONLY)



UNIVERSAL BASE
19 x 14 x 2 1/4"
482 x 355 x 55mm
NATURAL ONLY
See page 68 for more
information

	3 Unit	Corner	2 Unit Coping
Bundle Type	RANDOM	SINGLE	RANDOM
Thickness (mm)	150MM	150MM	75MM
Dimension mm	320mm x 150mm x 230mm		
Dimension Imperial	12 5/8" x 5 7/8" x 9"		


FCFT PER	Bundle	24.00	16.38	14.70
	Layer	6.00000	4.10000	2.10000
	Stone	0.50	0.51	0.23

PER BUNDLE	Layers	4.00	4.00	7.00
	Sections	-	-	-


LNFT PER	Bundle	-	-	56.87
	Unit	-	-	0.90

UNITS PER	SqFt	2.00	1.95	4.29
	Section	-	-	-
	Bundle	48.00	32.00	63.00


LBS PER	Layer	585	444	294
	Section	-	-	-
	Bundle	2,340	1,776	2,060



LARGE
9 x 16 x 6"
230 x 380 x 150mm



MEDIUM
9 x 12 x 6"
230 x 320 x 150mm



SMALL
8 x 9 x 6"
200 x 230 x 150mm



CORNER
9 x 12 1/2 x 6"
230 x 320 x 150mm

2 UNIT COPING BUNDLE



COPING UNIT
12 x 9 x 12 x 3"
300 x 230 x 300 x 75mm



COPING UNIT
11 x 9 x 12 x 3"
280 x 230 x 300 x 75mm

Internal Use Only. EWL CH

Notes: 3" and 6" random wall bundles have convertible large units that can be used for corners or ending seat walls. End caps not sold separately. 24 sq.ft. per bundle based on single-sided layout; 18 sq.ft. per bundle based on double-sided layout. LedgeStone™, Brussels Block™ XL, Brussels Fullnose™ or 6" x 12" Fullnose complement as a possible coping. All measurements are nominal. Contact Unilock for more information.