



Porcelain Slab 24" x 24"


1-800-UNILOCK | [UNILOCK.COM](https://www.unilock.com)

UNILOCK
PAVERS & WALLS

PORCELAIN TILE SLABS



CERAMICHE
•CÆSAR•
LA CULTURA DELLA MATERIA



GOTHAM BEIGE DELCONCA USA




GOTHAM GREY DELCONCA USA



TRAVSTONE BEIGE DELCONCA USA



TRAVSTONE NOCE DELCONCA USA



DAVINCI DRIFTWOOD DELCONCA USA



BEOLA BIANCA CAESAR



GRAUSTEIN CAESAR

PRODUCT ATTRIBUTES

Visual Appearance	Beautiful, premium Porcelain tile from Europe
Finish	Smooth stone Finish, wood grain finish

PRODUCT SPECIFICATIONS



24 x 24 x 3/4"
600 x 600 x 20mm

RECOMMENDED SAND



Gator G2 MAXX Sand

- Setting time - 15 mins
- Sets above 32° F/ 0° C
- Can be applied if rain is expected (min. 1 hr)
- Dust free and haze free
- Requires only one watering
- Four colours: Beige, Grey, Black and Ivory

Coverage:

Colour	Narrow Joints	Wide Joints
Beige, Grey, Ivory 50lb. bag	65-85 sqft	22-42 sqft
Black 50lb. bag	58-76 sqft	20-38 sqft

RECOMMENDED GROUT



Ardex X32 Microtec (Thick bed mortar)

- Mix with water only- easy to mix & apply
- Fast setting-grout tiles in 3 hours
- Ideal for moisture-sensitive stone
- Excellent sag resistance
- Coverage 40-80 sq.ft. per bag, depending on size of trowel



Ardex X90 Microtec (Thin bed mortar)

- Highest levels
- Fast setting-grout tiles in 3 hours
- Ideal for moisture-sensitive stone
- Excellent sag resistance
- Coverage 40-80 sq.ft. per bag, depending on size of trowel

RECOMMENDED SEALER



Unicare Natural Stone Matte Sealer





- For porous stones, natural stone only
- No change of colour
- No surface coating, sheen or shine at all
- Riven Sandstone & Smooth Sandstone
- Coverage 6 m²/L depending on dilution



Unicare Natural Stone Colour Enhancer Sealer

- Colour enhancement for porous stones, natural stone only
- Breathable and easy to apply
- No surface coating, sheen or shine at all
- Riven Sandstone & Smooth Sandstone
- Coverage 6 m²/L depending on dilution

SOLAR REFLECTIVE INDEX (SRI) TESTING DETAILS

Product	Solar Reflectance	SRI
Gotham Beige	0.43	49 
Travestone Beige	0.53	62 
Travestone Noce	0.46	53 
Davinci Driftwood	0.28	29 

TECHNICAL ADVANTAGES

PEDESTRIAN FRIENDLY

Not recommended for vehicular loads

PRODUCT DATA

Stones & Bundling	Unit	SqFt Per			Boxes	Units Per		Lbs Per		
	Thickness	Unit	Box	Crate	/Crate	Box	Crate	SqFt	Box	Crate
Stocked in Ayr										
Gotham (60 x 60cm) 24" x 24"	.79" (20mm)	3.88	-	255.75	-	-	66	9.31	-	2,380
Travestone (60 x 60cm) 24" x 24"	.79" (20mm)	3.88	-	255.75	-	-	66	9.31	-	2,380
DaVinci (60x 60cm) 24" x 24"	.79" (20mm)	3.88	7.75	248.00	32	2	64	9.26	71.75	2,296
Beola Bianca & Graustein (60 x 60cm) 24" x 24"	.79" (20mm)	3.88	7.76	232.80	30	2	60	9.35	72.60	2,178
Graustein (60 x 60cm) 24" x 24"	.79" (20mm)	3.88	7.76	232.80	30	2	60	9.35	72.60	2,178

Notes: Refer to metric measurements; all imperial measurements are nominal. Product is sold in full boxes only. Contact your Unilock Territory Manager or call 1-800-UNILOCK for further information. *For custom options, please contact your Unilock Territory Manager.

**All Natural Stone is being stocked at our Barrie location.*


APPLICATIONS



Pedestrian



Roof Deck



*Contact your Unilock Territory Manager for installation best practices or visit [unilock.com](https://commercial.unilock.com/download/documents/technical-guides/) and refer to Porcelain Landscape Tile- Installation Guidelines.

commercial.unilock.com/download/documents/technical-guides/

*Porcelain Tile Maintenance Tips:

The successful installation of natural stone paving units from Unilock is dependent on the structural integrity of the base below the surface of the slabs. This will include many factors such as wood or concrete decking integrity, site drainage, cutting and quality of concrete mortars and grouts

Natural stone may be susceptible to staining. When stains do occur, it is imperative that they are cleaned properly and safely to ensure that the appearance is restored and that the surface is not altered or damaged. Natural Stone can often be cleaned with just soap and water. Plain water with a stiff brush (DO NOT use a metal wire brush) is the best start; it won't cause damage to stone. NEVER USE PRESSURE WASHERS on fine finished materials; this can leave marks on the stone. Organic stains, such as coffee, wine, food, algae etc., on unsealed surfaces, will usually dissipate naturally over time. Natural stone can be sealed to help prevent the penetration of stains. Always observe sealer manufacturer's directions for usage.

Refer to Unilock's Porcelain Landscape Tile- Installation Guide for more details. <https://commercial.unilock.com/download/documents/technical-guides/>