



Natural Stone

Bucine Bluestone
Pillars, Caps & Coping

BUCINE
BLUESTONE®
from Tuscany

1-800-UNILOCK | UNILOCK.COM


UNILOCK
PAVERS & WALLS

NATURAL STONE PILLAR CAPS & COPING

TUSCAN BUCINE BLUESTONE - SANDSTONE

BUCINE
BLUESTONE®
from Tuscany

NEW FOR 2021



PRODUCT ATTRIBUTES

Stone Type	Fine Grained Sedimentary Sandstone
Visual Appearance	Uniform Grey colour sandstone, flamed finish
Origin	Tuscany, Italy
Generic Stone Name	Pietra Extra Dura del Bucine
Age	From ancient populations, through Renaissance
Finish	<i>PILLAR CAP</i> : Flamed Surface, All 4 Edges Flamed <i>COPING</i> : Flamed Surface, 1 Long Edge Flamed & 3 Sawn Edges

PRODUCT SPECIFICATIONS



PILLAR CAP
24 x 24 x 2"
600 x 600 x 50mm




COPING
14 x 48 x 2"
356 x 1200 x 50mm

LEED Testing Details

Testing Details	Mean
Water Absorbancy	1.09%
Apparent Density	2660 Kg/m ³
Compressive Strength	133 Mpa
Modulus of Rupture	19.5 Mpa (17.3%)
Slip Resistance (When Wet)	69 SRV


SOLAR REFLECTIVE INDEX (SRI) TESTING DETAILS

Product	Solar Reflectance	SRI	Thermal Emittance
Bucine Bluestone	0.35	36 	0.87

PRODUCT DATA

Stones & Bundling	Unit Thickness	SqFt/ Crate	SqFt/ Stone	Lin.Ft/ Unit	Units/ Crate	Lbs/ Unit	Lbs/ Crate
Pillar Cap 24" x 24" x 2"	2" (50mm)	56.08	4	2	14	54.00	756
Coping 14" x 48" x 2"	2" (50mm)	1093.08	4.8	4	26	33.03	7,729

**All Natural Stone is being stocked at our Barrie location.*



*Contact your Unilock Territory Manager for installation best practices or visit unilock.com and refer to Natural Stone- Installation Guidelines.

commercial.unilock.com/download/documents/technical-guides/

*Natural Stone Maintenance Tips:

The successful installation of natural stone paving units from Unilock is dependent on the structural integrity of the base below the surface of the slabs. This will include many factors such as wood or concrete decking integrity, site drainage, cutting and quality of concrete mortars and grouts

Natural stone may be susceptible to staining. When stains do occur, it is imperative that they are cleaned properly and safely to ensure that the appearance is restored and that the surface is not altered or damaged. Natural Stone can often be cleaned with just soap and water. Plain water with a stiff brush (DO NOT use a metal wire brush) is the best start; it won't cause damage to stone. NEVER USE PRESSURE WASHERS on fine finished materials; this can leave marks on the stone.

Organic stains, such as coffee, wine, food, algae etc., on unsealed surfaces, will usually dissipate naturally over time. Natural stone can be sealed to help prevent the penetration of stains. Always observe sealer manufacturer's directions for usage.

Refer to Unilock's Natural Stone Installation Guide for more details. <https://commercial.unilock.com/download/documents/technical-guides/>