

U-CARA® FASCIA

UNILOCK

TECH SHEET

REGION BOSTON



UNILOCK Exclusive Technologies

■ ENDURACOLOR




APPLICATIONS

Note: Not all sizes are suitable for every application. Contact Unilock Representative for assistance.



Fire Features



Garden Walls



Non structural Wall

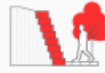
RetainingWall Under 3', SeatWall, Garden Walls, Water Features, Outdoor Kitchen, Fire Features, Pillars



Outdoor Kitchen



Pillars



Structural Wall

RetainingWalls Over 3', CommunityEntranceWall, Amphitheatre



Water Features

COLORS

STEEL MOUNTAIN FINISH: PITCHED



CLOSED END CORNER

FASCIA
530mm x 150mm x 60mm
20 7/8" x 5 7/8" x 2 3/8"



HALF FASCIA PANEL
233mm x 150mm x 60mm
9 1/4" x 5 7/8" x 2 3/8"



STANDARD 6" FASCIA

PANEL PITCH
466mm x 150mm x 60mm
18 3/8" x 5 7/8" x 2 3/8"

FOSSIL
FINISH: PITCHED



**CLOSED END CORNER
FASCIA**
530mm x 150mm x 60mm
20 7/8" x 5 7/8" x 2 3/8"



HALF FASCIA PANEL
233mm x 150mm x 60mm
9 1/4" x 5 7/8" x 2 3/8"



**STANDARD 6" FASCIA
PANEL PITCH**
466mm x 150mm x 60mm
18 3/8" x 5 7/8" x 2 3/8"

WALNUT
FINISH: PITCHED



**CLOSED END CORNER
FASCIA**
530mm x 150mm x 60mm
20 7/8" x 5 7/8" x 2 3/8"



HALF FASCIA PANEL
233mm x 150mm x 60mm
9 1/4" x 5 7/8" x 2 3/8"



**STANDARD 6" FASCIA
PANEL PITCH**
466mm x 150mm x 60mm
18 3/8" x 5 7/8" x 2 3/8"

STEEL MOUNTAIN
FINISH: SMOOTH PREMIER



**CLOSED END CORNER
FASCIA**
530mm x 150mm x 60mm
20 7/8" x 5 7/8" x 2 3/8"



HALF FASCIA PANEL
233mm x 150mm x 60mm
9 1/4" x 5 7/8" x 2 3/8"



**STANDARD 6" FASCIA
PANEL**
466mm x 150mm x 60mm
18 3/8" x 5 7/8" x 2 3/8"

OPAL BLEND
FINISH: SMOOTH PREMIER



**CLOSED END CORNER
FASCIA**
530mm x 150mm x 60mm
20 7/8" x 5 7/8" x 2 3/8"



HALF FASCIA PANEL
233mm x 150mm x 60mm
9 1/4" x 5 7/8" x 2 3/8"



**STANDARD 6" FASCIA
PANEL**
466mm x 150mm x 60mm
18 3/8" x 5 7/8" x 2 3/8"

FOSSIL
FINISH: SMOOTH PREMIER



**CLOSED END CORNER
FASCIA**
530mm x 150mm x 60mm
20 7/8" x 5 7/8" x 2 3/8"



HALF FASCIA PANEL
233mm x 150mm x 60mm
9 1/4" x 5 7/8" x 2 3/8"



**STANDARD 6" FASCIA
PANEL**
466mm x 150mm x 60mm
18 3/8" x 5 7/8" x 2 3/8"

WALNUT
FINISH: SMOOTH PREMIER



HALF FASCIA PANEL
233mm x 150mm x 60mm
9 1/4" x 5 7/8" x 2 3/8"



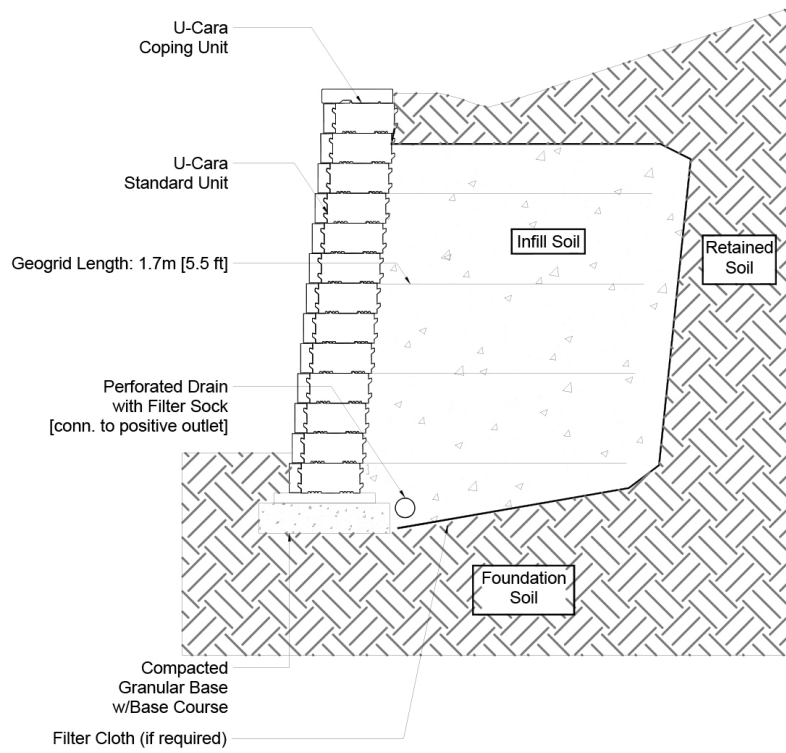
**CLOSED END CORNER
FASCIA**
530mm x 150mm x 60mm
20 7/8" x 5 7/8" x 2 3/8"



**STANDARD 6" FASCIA
PANEL**
466mm x 150mm x 60mm
18 3/8" x 5 7/8" x 2 3/8"

TYPICAL CROSS SECTION

Note: Base, screed bed, infill aggregates and or reinforcements may vary based on project requirements or as specified by engineer.



PACKAGING

	(150) CLOSED END RANDOM BUNDLE	STANDARD 6" FASCIA PANEL PITCH	STANDARD 6" FASCIA PANEL	STANDARD 3" FASCIA PANEL
UNIT THICKNESS (MM)	150	150	150	71
LAYERS PER BUNDLE	5	6	6	6
FCFT PER BUNDLE	45.15	61.52	61.52	59.32
FCFT PER LAYER	9.03	10.25	10.25	9.89
FCFT PER UNIT	1.29	0.73	0.73	0.18
UNITS PER BUNDLE	35	84	84	336
UNITS PER LAYER	7	14	14	56
LBS PER BUNDLE	1,179.17	1,745.40	1,646.65	1,500.67
LBS PER LAYER	235.83	290.90	274.44	250.11
LBS PER UNIT	33.69	20.78	19.60	4.47

INSTALLATION NOTES

U-Cara®

U-Cara is a retaining wall platform which provides for incredible design flexibility and can be used to construct anything from small garden walls to large retaining walls. The backbone of the wall is the backer block and the appearance is created by hanging beautiful fascia panels on the backers.

Applications – Design and build projects such as planters, steps, grill islands, pillars, seat walls, water features and structural walls reinforced with GeoGrid. U-Cara is designed mostly for straight walls, but low curved planters can be made if needed.

Capacity – Gravity walls up to 39" (1m). Geogrid reinforced walls up to 10 ft. (3m). Download the U-Cara manual for detailed information on how to build almost anything. Installation Manual - English (PDF)

Recommended Base Stabilization – one layer of DriveGrid™ stabilization grid between subgrade and base material. Use under Standard Base or Permeable Base.

Standard Base – Min. 6" – 8" of ¾" Crusher Run gravel (any road base standard in accordance with ASTM-D2940) compacted to 98% Standard Proctor Density (SPD).

Alternative Permeable Base – Min. 6" – 8" of ¾" clear open-graded stone compacted to achieve full particle lock-up and consolidation. (Clear open-graded does not compact but does consolidate slightly by rattling the particles together.)

Leveling – U-Cara MUST be constructed on U-Grip™ Base units or universal base pads. It will ensure improved accuracy and will make for a speedier installation. Additional benefits include long term structural integrity and an overall better appearance. Poured concrete leveling pads, reinforced with rebar, are also a great way to accomplish leveling, especially for larger installations. You must ensure that the concrete is poured and finished perfectly in order to achieve a good visual appearance.

Connection – features a tongue and groove connection. Use appropriate concrete adhesive for connection between standard backer units or where the key has been removed for corners. Always read adhesive manufacturers' directions prior to gluing.

Handling – Handle faces with care to avoid chipping edges.

Coping - This wall requires coping. Choose a manufactured coping such as Unilock Universal Coping or any of our natural stone coping options. Install with tight joints or 3/16" gap between units and amend with an exterior latex caulking. Cutting may be required; a diamond blade saw is required to cut coping properly. Glue all coping using a specially formulated concrete adhesive that is strong and will not break down over time. Always read adhesive manufacturers' directions prior to gluing.

Contact Unilock Representative for actual color samples and availability. Unilock reserves the right to change product information without notice.

PDF Generated April 26, 2024, 12:11 pm