

SKYLINE™

UNILOCK®

TECH SHEET

THICKNESS 50MM

REGION CHICAGO



EDGE
ROUNDED BEVEL EDGE



UNILOCK® Exclusive Technologies

■ ENDURACOLOR

APPLICATIONS

Note: Not all sizes are suitable for every application. Contact Unilock Representative for assistance.

Borders and Accents



Pedestal or Overlay



RoofDeck, DeckOverlay

Residential & Commercial Pedestrian



Walkway, Patio, Terrace, PoolDeck, Entryway,
Courtyard, RoofDeck, Plaza, Park, Sidewalk

COLORS



CHAMOIS
SRI = 46

FINISH: SMOOTH
PREMIER



24"X24"
606mm x 606mm x 50mm
23 7/8" x 23 7/8" x 2"


SILVER GREY
FINISH: SMOOTH
PREMIER



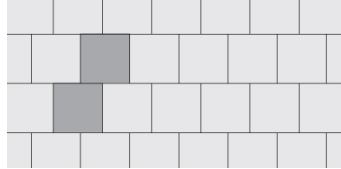
24"X24"
606mm x 606mm x 50mm
23 7/8" x 23 7/8" x 2"

JOINT SPACING = 2MM

LAYING PATTERNS



LP SKYLINE 24X24 SB A PDF



LP SKYLINE 24X24 RB B PDF

TYPICAL CROSS SECTION

Note: Base, screed bed, infill aggregates and or reinforcements may vary based on project requirements or as specified by engineer.



	24"X24"
UNIT THICKNESS (MM)	50
LAYERS PER BUNDLE	10
SQ FT PER BUNDLE	80
SQ FT PER LAYER	8
SQ FT PER UNIT	4
UNITS PER BUNDLE	20
UNITS PER LAYER	2
LIN FT PER BUNDLE - SOLDIER	40
LIN FT PER LAYER - SOLDIER	4
LIN FT PER UNIT - SOLDIER	2
LIN FT PER BUNDLE - SAILOR	40
LIN FT PER LAYER - SAILOR	4
LBS PER BUNDLE	1,832.80
LBS PER LAYER	183.28
LBS PER UNIT	91.64

INSTALLATION NOTES

Skyline™

Standard Base (non-roof deck applications)– Min. 6" – 8" of ¾" Crusher Run gravel (any road base standard in accordance with ASTM-D2940) compacted to 98% Standard Proctor Density (SPD).

Standard Bedding Course (non-roof deck applications) – 1" thick of coarse sand– in accordance with ASTM-D2940 screeded over base.

Alternative Permeable Base (non-roof deck applications)– Min. 6" – 8" of ¾" clear open-graded stone compacted to achieve full particle lock-up and consolidation. (Clear open-graded does not compact but does consolidate slightly by rattling the particles together.)

Alternative Permeable Bedding Course (non-roof deck applications) – 1" thick of 1/4" clear open-graded chip stone – (ASTM No. 8) screeded over base.

Roof deck - direct over concrete installation or pedestal installation – Refer to site and/or building engineering specifications.

Jointing Material and Joint Stabilization (non-roof deck applications)

All sands must meet ASTM C144 or C33 Specifications. For best appearance and optimal performance,, keep jointing materials approximately 1/8" below the chamfer (bevel edge) of the paver.

Good Option: Ordinary sharp jointing sand in accordance with ASTM C144 or C33. (Common name: Concrete Sand)

Best Option: Any polymeric sand or ordinary concrete sand stabilized by a water-based or solvent-based joint sand stabilizer sealer. Always follow manufacturer's application specifications and requirements.

Handling – This product should be placed with a vacuum lifting device. To prevent chipping, do not bump edges against each other.

Edge Restraint (non-roof deck applications) - Always install an edge restraint around the perimeter of any paver installation not restrained by building structures. Spike-in edge restraints come in plastic and metal and work well for most applications. A concrete curb or a sub-surface concrete wedge can also be installed to retain the edge.

Paver Compaction (non-roof deck applications) - Always use a protective polymer pad on the bottom of your compactor when doing the final compaction of the pavers. An alternative is to use a rubber-roller compactor for the final compaction.

Cleaners – Any cleaner specifically designed for pavers may be used for color restoration or general cleaning. Follow manufacturer's dilution rates and application procedures. Always test a small area to make sure the results are as expected.

Sealers

- Product may be sealed for aesthetic or cleanliness reasons but it is not required
- Use any sealer approved for concrete pavers
- Select type for desired aesthetics
- Product must be cleaned before sealing
- Always read and follow manufacturer's application procedures
- Always test a small area to make sure the results are as expected

The Americans with Disabilities Act Accessibility Guidelines (ADAAG) provides measurable criteria to determine compliance, not individual product evaluation. Gaps, joints or openings, greater than ½" horizontal and ¼" vertical should be avoided as they can disrupt wheelchair maneuvering (United States Access Board – Guidelines and Standards).

Contact Unilock Representative for actual color samples and availability. Unilock reserves the right to change product information without notice.

PDF Generated April 19, 2024, 11:33 am

