

REGION      ONTARIO






**UNILOCK®** Exclusive Technologies

■ CLASSIC COAT



APPLICATIONS

Note: Not all sizes are suitable for every application. Contact Unilock Representative for assistance.



COLORS

NATURAL  
FINISH: CLASSIC



**STANDARD 925"**  
1,200mm x 185mm x 925mm  
47 1/4" x 7 3/8" x 36 1/2"



**CORNER 90 DOUBLE**  
1,100mm x 185mm x 500mm  
43 3/8" x 7 3/8" x 19 3/4"



**COPING**  
1,200mm x 185mm x 500mm  
47 1/4" x 7 3/8" x 19 3/4"



**STANDARD 333"**  
1,200mm x 185mm x 333mm  
47 1/4" x 7 3/8" x 13"

GRANITE  
FINISH: CLASSIC



**CLOSED-END COPING**  
1,200mm x 185mm x 500mm  
47 1/4" x 7 3/8" x 19 3/4"

MAHOGANY  
FINISH: CLASSIC

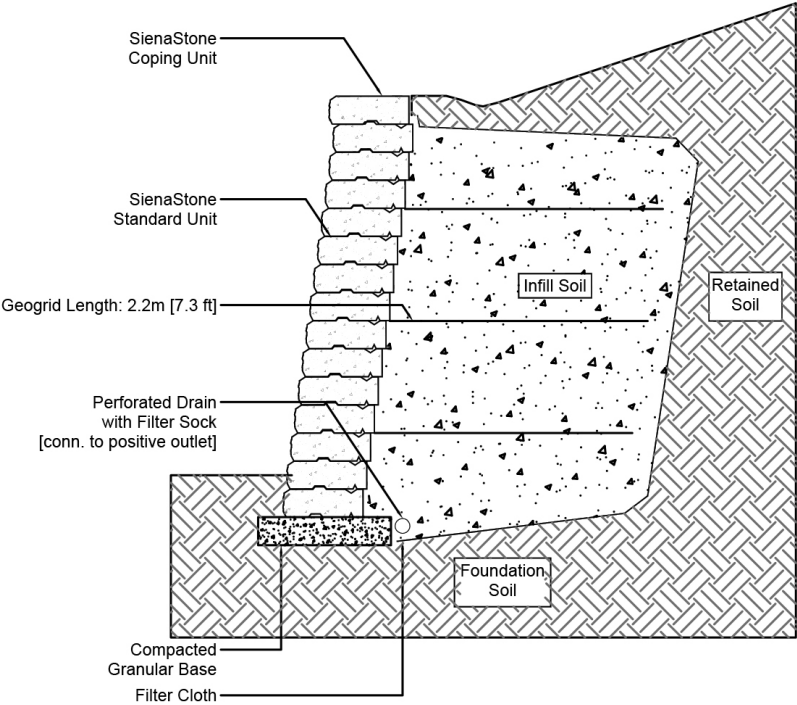


**CLOSED-END COPING**  
1,200mm x 185mm x 500mm  
47 1/4" x 7 3/8" x 19 3/4"



TYPICAL CROSS SECTION

Note: Base, screed bed, infill aggregates and or reinforcements may vary based on project requirements or as specified by engineer.



PACKAGING

	STANDARD 925"	CORNER 90 DOUBLE	COPING	CLOSED-END COPING	CORNER 45 DOUBLE	STANDARD 333"	STANDARD 500"
UNIT THICKNESS (MM)	185	185	185	185	185	185	185
LAYERS PER BUNDLE	3	3	3	3	3	3	3
FCFT PER BUNDLE	7.21	19.11	14.43	14.43	19.11	21.63	14.43
FCFT PER LAYER	2.40	6.37	4.81	4.81	6.37	7.21	4.81
FCFT PER UNIT	2.40	6.37	2.41	2.41	6.37	2.40	2.41
UNITS PER BUNDLE	3	3	6	6	3	9	6
UNITS PER LAYER	1	1	2	2	1	3	2
LBS PER BUNDLE	3,420	3,420	3,420	3,420	3,150	3,420	3,420
LBS PER LAYER	1,140	1,140	1,140	1,140	1,050	1,140	1,140
LBS PER UNIT	1,140	1,140	570	570	1,050	380	570

## INSTALLATION NOTES

---

### SienaStone™

SienaStone is an engineered large module (min 500 lbs/250 kg ea.) retaining wall system with incredible capacities for both gravity walls and reinforced walls. SienaStone is mostly used in commercial applications or in residential applications where higher and stronger structural walls must be constructed.

Applications – Structural retaining walls for large embankments.

Capacity – Gravity walls up to 13' (4m). Geogrid reinforced walls up to 39 ft. (12m).

Recommended Base Stabilization – one layer of DriveGrid™ stabilization grid between subgrade and base material. Use under Standard Base or Permeable Base.

Standard Base – Min. 6" – 8" of ¾" Crusher Run gravel (any road base standard in accordance with ASTM-D2940) compacted to 98% Standard Proctor Density (SPD).

Alternative Permeable Base – Min. 6" – 8" of ¾" clear open-graded stone compacted to achieve full particle lock-up and consolidation. (Clear open-graded does not compact but does consolidate slightly by rattling the particles together.)

Leveling – Install SienaStone directly on a compacted granular base. Install level end to end as well as front to back. Poured concrete leveling pads, reinforced with rebar, are also a great way to accomplish leveling, especially for larger installations. You must ensure that the concrete is poured and finished perfectly in order to achieve a good visual appearance.

Connection – features a tongue and groove connection. Use appropriate concrete adhesive for connection between units where the key has been removed or for corners. Always read adhesive manufacturers' directions prior to gluing.

Handling – This is a mechanically placed wall system. Special clamps for lifting are available for use during project.

Coping - This wall requires the SienaStone specific coping. Coping attaches with tongue and groove connection. No adhesive required.

---

Contact Unilock Representative for actual color samples and availability. Unilock reserves the right to change product information without notice.

PDF Generated May 1, 2024, 11:20 am