

SIENASTONE™ SMOOTH

UNILOCK

TECH SHEET

REGION MICHIGAN



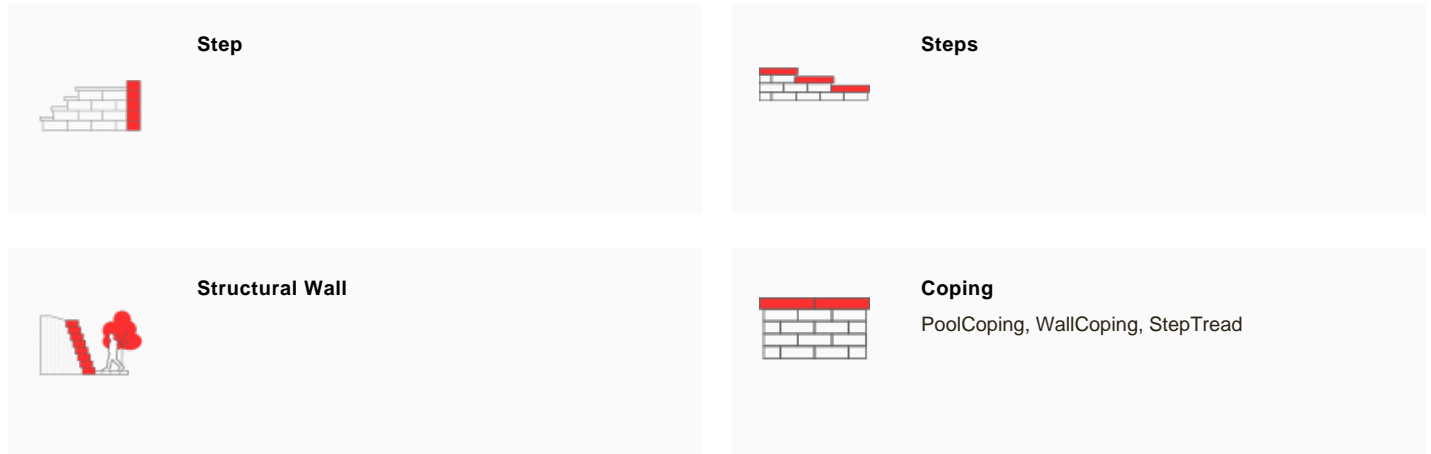
UNILOCK Exclusive Technologies

■ CLASSIC COAT




APPLICATIONS

Note: Not all sizes are suitable for every application. Contact Unilock Representative for assistance.




COLORS

MIDNIGHT CHARCOAL FINISH: CLASSIC



STEP 48"
1,200mm x 180mm x 500mm
47 1/4" x 7" x 19 3/4"

GRANITE FINISH: CLASSIC



CORNER DOUBLE UNIT
975mm x 180mm x 375mm
38 1/2" x 7" x 14 7/8"



WALL STANDARD
1,200mm x 180mm x 375mm
47 1/4" x 7" x 14 7/8"



COPING
1,200mm x 180mm x 383mm
47 1/4" x 7" x 15"



STEP 48"
1,200mm x 180mm x 500mm
47 1/4" x 7" x 19 3/4"



STEP 72"
1,800mm x 180mm x 500mm
70 7/8" x 7" x 19 3/4"

SAFARI
FINISH: CLASSIC



STEP 48"
1,200mm x 180mm x 500mm
47 1/4" x 7" x 19 3/4"



STEP 72"
1,800mm x 180mm x 500mm
70 7/8" x 7" x 19 3/4"



CORNER DOUBLE UNIT
975mm x 180mm x 375mm
38 1/2" x 7" x 14 7/8"




WALL STANDARD
1,200mm x 180mm x 375mm
47 1/4" x 7" x 14 7/8"



COPING
1,200mm x 180mm x 383mm
47 1/4" x 7" x 15"

DUSK
FINISH: CLASSIC



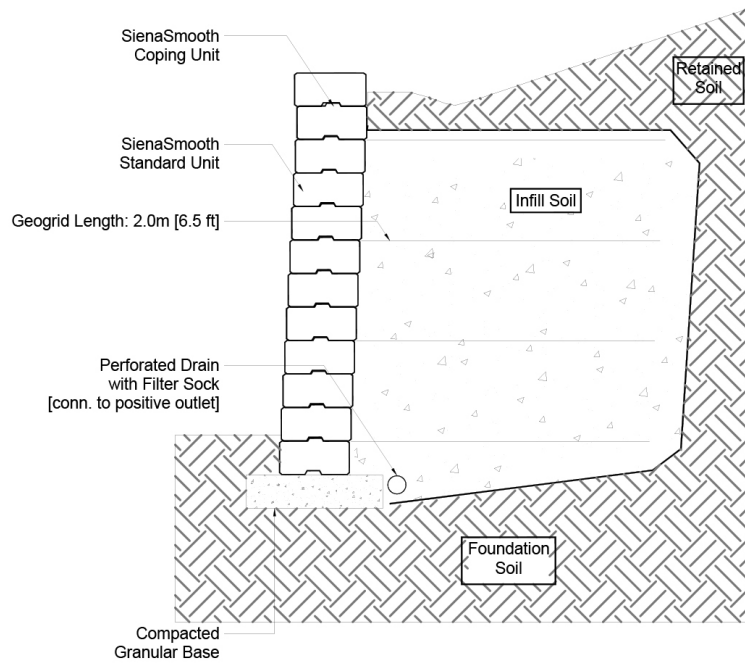
STEP 48"
1,200mm x 180mm x 500mm
47 1/4" x 7" x 19 3/4"



STEP 72"
1,800mm x 180mm x 500mm
70 7/8" x 7" x 19 3/4"

TYPICAL CROSS SECTION

Note: Base, screed bed, infill aggregates and or reinforcements may vary based on project requirements or as specified by engineer.



PACKAGING

	STEP 48"	CORNER DOUBLE UNIT	WALL STANDARD	COPING	CLOSED END RIGHT	CLOSED END LEFT	STEP 72"
UNIT THICKNESS (MM)	180	180	180	180	180	180	180
LAYERS PER BUNDLE	3	3	3	3	3	3	2
FCFT PER BUNDLE	13.95	15.71	20.93	20.93	20.93	20.93	6.97
FCFT PER LAYER	4.65	5.24	6.98	6.98	6.98	6.98	3.49
FCFT PER UNIT	2.33	5.24	2.33	2.33	2.33	2.33	3.49
UNITS PER BUNDLE	6	3	9	9	9	9	2
UNITS PER LAYER	2	1	3	3	3	3	1
LBS PER BUNDLE	3,241.50	1,944	3,546	3,555	3,555	3,555	1,596.44
LBS PER LAYER	1,080.50	648	1,182	1,185	1,185	1,185	798.22
LBS PER UNIT	540.25	648	394	395	395	395	798.22

INSTALLATION NOTES

SienaStone Smooth™

SienaStone is an engineered large module (min 500 lbs/250 kg ea.) retaining wall system with incredible capacities for both gravity walls and reinforced walls. SienaStone is mostly used in commercial applications or in residential applications where higher and stronger structural walls must be constructed.

Applications – Structural retaining walls for large embankments.

Capacity – Gravity walls up to 13' (4m). Geogrid reinforced walls up to 39 ft. (12m).

Recommended Base Stabilization – one layer of DriveGrid™ stabilization grid between subgrade and base material. Use under Standard Base or Permeable Base.

Standard Base – Min. 6" – 8" of ¾" Crusher Run gravel (any road base standard in accordance with ASTM-D2940) compacted to 98% Standard Proctor Density (SPD).

Alternative Permeable Base – Min. 6" – 8" of ¾" clear open-graded stone compacted to achieve full particle lock-up and consolidation. (Clear open-graded does not compact but does consolidate slightly by rattling the particles together.)

Leveling – Install SienaStone directly on a compacted granular base. Install level end to end as well as front to back. Poured concrete leveling pads, reinforced with rebar, are also a great way to accomplish leveling, especially for larger installations. You must ensure that the concrete is poured and finished perfectly in order to achieve a good visual appearance.

Connection – features a tongue and groove connection. Use appropriate concrete adhesive for connection between units where the key has been removed or for corners. Always read adhesive manufacturers' directions prior to gluing.

Handling – This is a mechanically placed wall system. Special clamps for lifting are available for use during project.

Coping - This wall requires the SienaStone specific coping. Coping attaches with tongue and groove connection. No adhesive required.

Contact Unilock Representative for actual color samples and availability. Unilock reserves the right to change product information without notice.

PDF Generated April 18, 2024, 11:41 am