

PROMENADE™

UNILOCK

TECH SHEET

THICKNESS 100MM

REGION ONTARIO



EDGE
ROUNDED BEVEL EDGE







UNILOCK Exclusive Technologies

■ ENDURACOLOR



APPLICATIONS

Note: Not all sizes are suitable for every application. Contact Unilock Representative for assistance.

<p>Borders and Accents</p> 	<p>Residential & Commercial Pedestrian Walkway, Patio, Terrace, PoolDeck, Entryway, Courtyard, RoofDeck, Plaza, Park, Sidewalk</p> 
<p>Commercial Vehicular</p> 	<p>Heavy Duty Vehicular</p> 
<p>Light Duty Vehicular</p> 	<p>Residential Driveway</p> 

COLORS

BLACK GRANITE
FINISH: SERIES - EXPOSED GRANITE



8"X24"
200mm x 600mm x 100mm
7 7/8" x 23 5/8" x 3 7/8"



4"X12"
100mm x 300mm x 100mm
3 7/8" x 11 7/8" x 3 7/8"

OPAL BLEND
SRI = 24
FINISH: SMOOTH PREMIER



8"X24"
200mm x 600mm x 100mm
7 7/8" x 23 5/8" x 3 7/8"



4"X16"
100mm x 400mm x 100mm
3 7/8" x 15 3/4" x 3 7/8"



4"X12"
100mm x 300mm x 100mm
3 7/8" x 11 7/8" x 3 7/8"

SANDSTONE
FINISH: SMOOTH PREMIER



4"X12"
100mm x 300mm x 100mm
3 7/8" x 11 7/8" x 3 7/8"



8"X24"
200mm x 600mm x 100mm
7 7/8" x 23 5/8" x 3 7/8"

STEEL GREY BLEND
FINISH: SMOOTH PREMIER



4"X12"
100mm x 300mm x 100mm
3 7/8" x 11 7/8" x 3 7/8"



4"X16"
100mm x 400mm x 100mm
3 7/8" x 15 3/4" x 3 7/8"

DARK CHARCOAL
FINISH: IL CAMPO - BRUSHED



4"X12"
100mm x 300mm x 100mm
3 7/8" x 11 7/8" x 3 7/8"



8"X24"
200mm x 600mm x 100mm
7 7/8" x 23 5/8" x 3 7/8"

LIGHT GREY
FINISH: IL CAMPO - BRUSHED




4"X12"
100mm x 300mm x 100mm
3 7/8" x 11 7/8" x 3 7/8"



8"X24"
200mm x 600mm x 100mm
7 7/8" x 23 5/8" x 3 7/8"

GRANITE
FINISH: IL CAMPO - BRUSHED




4"X12"
100mm x 300mm x 100mm
3 7/8" x 11 7/8" x 3 7/8"




8"X24"
200mm x 600mm x 100mm
7 7/8" x 23 5/8" x 3 7/8"

JOINT SPACING = 4MM


LAYING PATTERNS




LP PROMENADE MULTI UNIT
RANDOM G




LP PROMENADE 8X24 RB A




LP PROMENADE 8X24 HB C




LP PROMENADE 4X12 HB I



LP PROMENADE 4X12 RB H



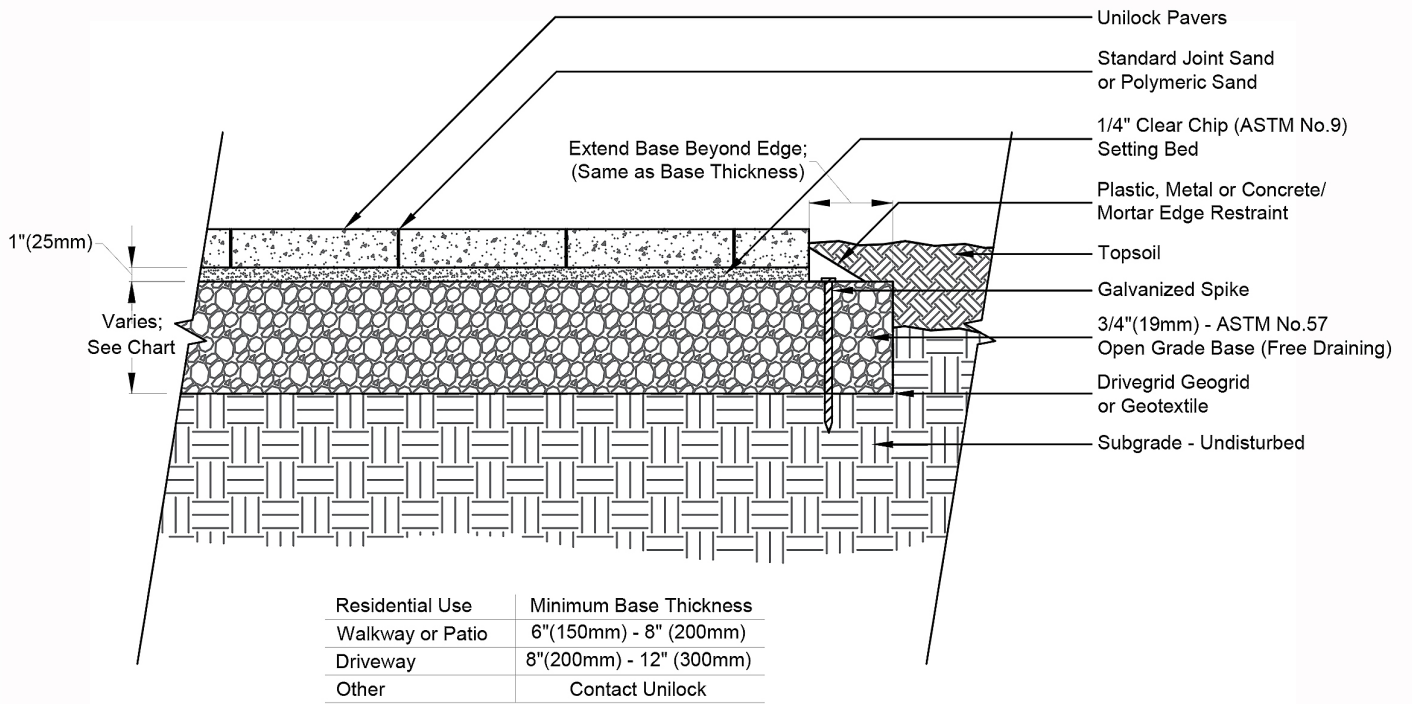
LP PROMENADE 4X16 RB A



LP PROMENADE 4X16 HB C

TYPICAL CROSS SECTION

Note: Base, screed bed, infill aggregates and or reinforcements may vary based on project requirements or as specified by engineer.



PACKAGING

	8"X24"	4"X12"	4"X16"
UNIT THICKNESS (MM)	100	100	100
LAYERS PER BUNDLE	5	5	5
SQ FT PER BUNDLE	51.67	58.13	51.67
SQ FT PER LAYER	10.33	11.63	10.33
SQ FT PER UNIT	1.29	0.32	0.43
UNITS PER BUNDLE	40	180	120
UNITS PER LAYER	8	36	24
LIN FT PER BUNDLE - SOLDIER	26.25	59.06	39.37
LIN FT PER LAYER - SOLDIER	5.25	11.81	7.87
LIN FT PER UNIT - SOLDIER	0.66	0.33	0.33
LIN FT PER BUNDLE - SAILOR	78.74	177.17	157.48
LIN FT PER LAYER - SAILOR	15.75	35.43	31.50
LBS PER BUNDLE	2,391	2,658.87	2,440
LBS PER LAYER	478.20	531.77	488
LBS PER UNIT	59.78	14.77	20.33

PROMENADE

Contact Unilock Representative for actual color samples and availability. Unilock reserves the right to change product information without notice.

PDF Generated April 16, 2024, 11:22 am

