

PROMENADE™

UNILOCK

TECH SHEET

THICKNESS 100MM

REGION OHIO



EDGE
ROUNDED BEVEL EDGE



UNILOCK Exclusive Technologies

■ ENDURACOLOR

APPLICATIONS

Note: Not all sizes are suitable for every application. Contact Unilock Representative for assistance.

Borders and Accents



Commercial Vehicular



Roadway, Streetscape, VehicularEntranceway, ParkingLot

Light Duty Vehicular



Residential Driveway, CommercialPedestrian

Residential & Commercial Pedestrian

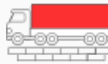


Walkway, Patio, Terrace, PoolDeck, Entryway, Courtyard, RoofDeck, Plaza, Park, Sidewalk

Residential Driveway



Heavy Duty Vehicular



TruckTraffickedRoadwy, IndustrialParkingLot, IndustrialLoadingArea


COLORS

STEEL GREY BLEND FINISH: SMOOTH PREMIER



4"X16"
100mm x 400mm x 100mm
3 7/8" x 15 3/4" x 3 7/8"

STEEL GREY FINISH: SMOOTH PREMIER



4"X16"
100mm x 400mm x 100mm
3 7/8" x 15 3/4" x 3 7/8"

SANDSTONE FINISH: SMOOTH PREMIER



4"X12"
100mm x 300mm x 100mm
3 7/8" x 11 7/8" x 3 7/8"

**MEDIUM GREY
FINISH: SMOOTH
PREMIER**



4"X12"
100mm x 300mm x 100mm
3 7/8" x 11 7/8" x 3 7/8"

**BLACK GRANITE
FINISH: SERIES -
EXPOSED GRANITE**



4"X12"
100mm x 300mm x 100mm
3 7/8" x 11 7/8" x 3 7/8"

**LIGHT GREY
FINISH: IL CAMPO -
BRUSHED**



4"X12"
100mm x 300mm x 100mm
3 7/8" x 11 7/8" x 3 7/8"




8"X24"
200mm x 600mm x 100mm
7 7/8" x 23 5/8" x 3 7/8"

**DARK CHARCOAL
FINISH: IL CAMPO -
BRUSHED**



8"X24"
200mm x 600mm x 100mm
7 7/8" x 23 5/8" x 3 7/8"

**GRANITE
FINISH: IL CAMPO -
BRUSHED**



8"X24"
200mm x 600mm x 100mm
7 7/8" x 23 5/8" x 3 7/8"

MIDNIGHT SKY

SRI = 15

**FINISH: UMBRIANO -
MOTTLED**




4"X12"

100mm x 300mm x 100mm


3 7/8" x 11 7/8" x 3 7/8"

JOINT SPACING = 4MM


LAYING PATTERNS




LP PROMENADE 4X12 RB H




LP PROMENADE MULTI UNIT
RANDOM G




LP PROMENADE 4X16 RB A




LP PROMENADE 4X16 HB C



LP PROMENADE 4X12 HB I



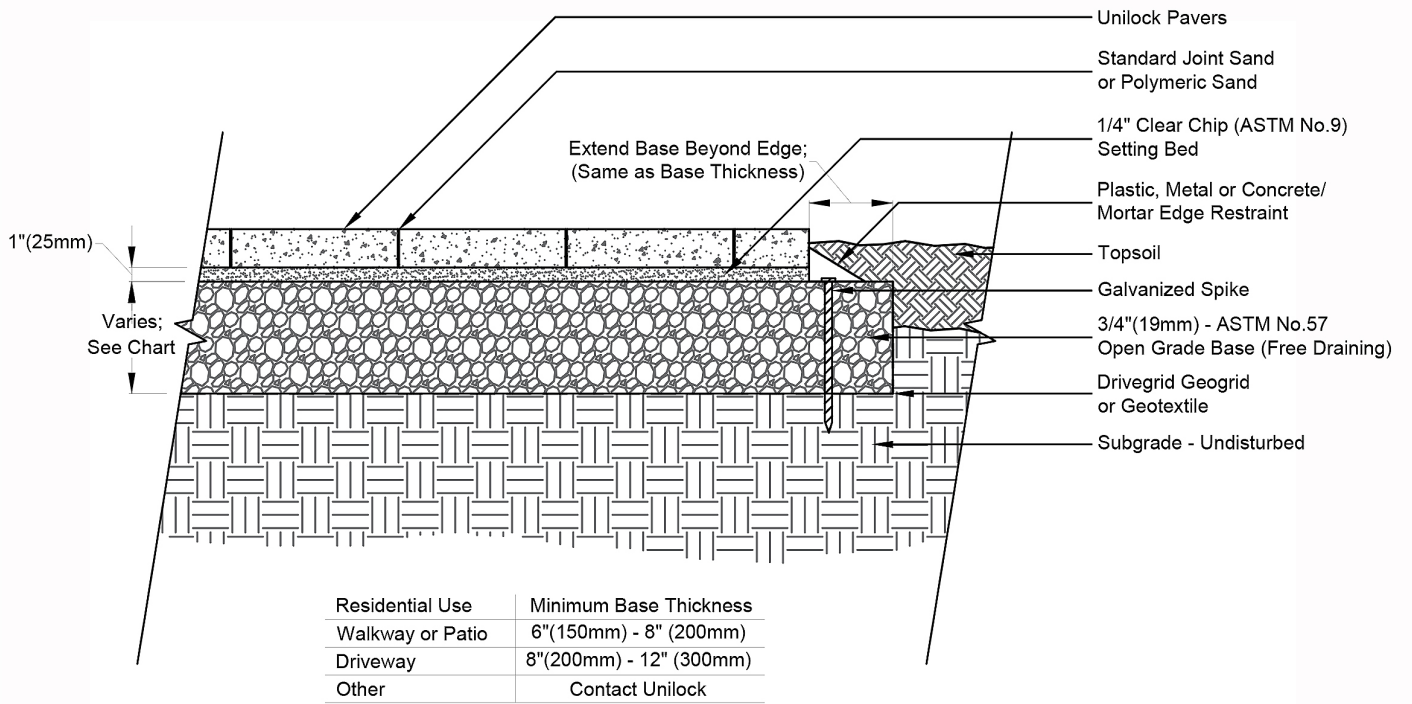
LP PROMENADE 8X24 RB A



LP PROMENADE 8X24 HB C

TYPICAL CROSS SECTION

Note: Base, screed bed, infill aggregates and or reinforcements may vary based on project requirements or as specified by engineer.



PACKAGING

| | 4"X16" | 4"X12" | 8"X24" | 4"X12" |
|------------------------------------|----------|----------|--------|----------|
| UNIT THICKNESS (MM) | 100 | 100 | 100 | 80 |
| LAYERS PER BUNDLE | 5 | 5 | 5 | 8 |
| SQ FT PER BUNDLE | 51.67 | 58.13 | 51.67 | 93.04 |
| SQ FT PER LAYER | 10.33 | 11.63 | 10.33 | 11.63 |
| SQ FT PER UNIT | 0.43 | 0.32 | 1.29 | 0.32 |
| UNITS PER BUNDLE | 120 | 180 | 40 | 288 |
| UNITS PER LAYER | 24 | 36 | 8 | 36 |
| LIN FT PER BUNDLE - SOLDIER | 39.37 | 59.06 | 26.25 | 94.49 |
| LIN FT PER LAYER - SOLDIER | 7.87 | 11.81 | 5.25 | 11.81 |
| LIN FT PER UNIT - SOLDIER | 0.33 | 0.33 | 0.66 | 0.33 |
| LIN FT PER BUNDLE - SAILOR | 157.48 | 177.17 | 78.74 | 283.46 |
| LIN FT PER LAYER - SAILOR | 31.50 | 35.43 | 15.75 | 35.43 |
| LBS PER BUNDLE | 2,440.01 | 2,658.87 | 2,391 | 3,404.46 |
| LBS PER LAYER | 488 | 531.77 | 478.20 | 425.56 |
| LBS PER UNIT | 20.33 | 14.77 | 59.78 | 11.82 |

PROMENADE

Contact Unilock Representative for actual color samples and availability. Unilock reserves the right to change product information without notice.

PDF Generated April 26, 2024, 11:58 am

