

OLDE QUARRY™

REGION CHICAGO

UNILOCK®
TECH SHEET



UNILOCK® Exclusive Technologies

■ CLASSIC COAT



APPLICATIONS

Note: Not all sizes are suitable for every application. Contact Unilock Representative for assistance.



Fire Features



Garden Walls



Non structural Wall

RetainingWall Under 3', SeatWall, Garden Walls, Water Features, Outdoor Kitchen, Fire Features, Pillars



Outdoor Kitchen




Pillars



Water Features


COLORS

SANDSTONE
FINISH: CLASSIC




COPING TAPERED
305mm x 75mm x 305mm
12" x 3" x 12"

SIERRA
FINISH: CLASSIC



COPING TAPERED
305mm x 75mm x 305mm
12" x 3" x 12"

RIVER
FINISH: CLASSIC



COPING TAPERED
305mm x 75mm x 305mm
12" x 3" x 12"

GRANITE
FINISH: CLASSIC

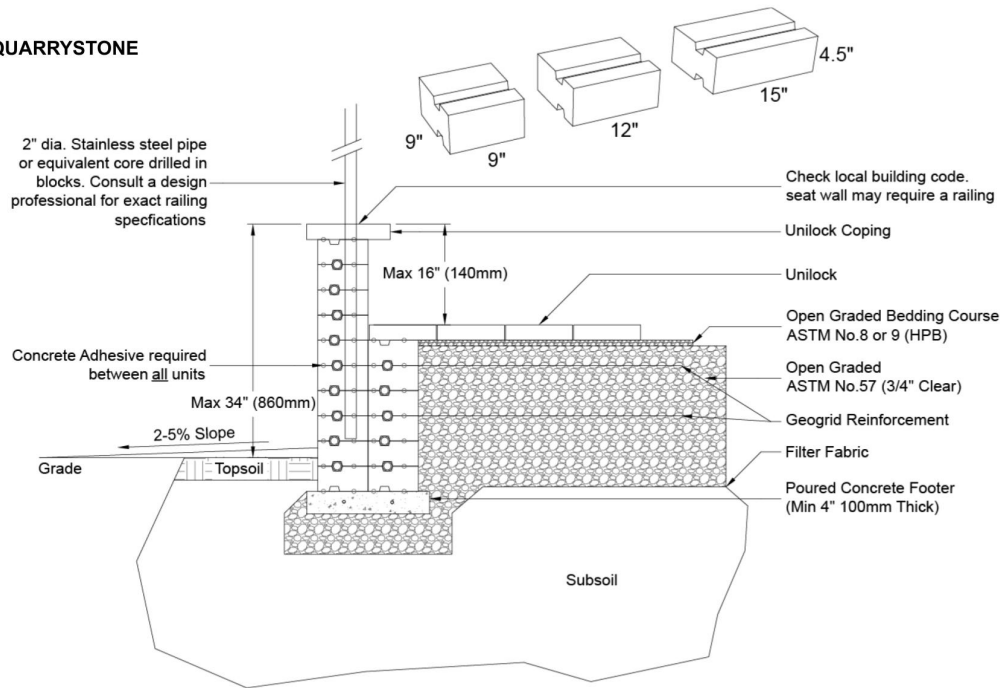


COPING TAPERED
305mm x 75mm x 305mm
12" x 3" x 12"

TYPICAL CROSS SECTION

Note: Base, screed bed, infill aggregates and or reinforcements may vary based on project requirements or as specified by engineer.

TYPICAL QUARRYSTONE



PACKAGING

	(115) RANDOM TAPERED RANDOM BUNDLE (ANTIQUED / PROCESSED)	COPING TAPERED (CLASSIC)	CORNER (ANTIQUED / PROCESSED)
UNIT THICKNESS (MM)	115	75	114
LAYERS PER BUNDLE	6	8	5
FCFT PER BUNDLE	33.75	24	30.89
FCFT PER LAYER	5.63	3	6.18
FCFT PER UNIT	0.38	0.25	0.39
UNITS PER BUNDLE	90	96	80
UNITS PER LAYER	15	12	16
LBS PER BUNDLE	3,125	3,039.36	3,150.40
LBS PER LAYER	520.83	379.92	630.08
LBS PER UNIT	34.72	31.66	39.38

INSTALLATION NOTES

olde quarry™

The unusual weathered appearance of Olde Quarry makes it the ideal alternative to expensive natural stone products. Whether your plans call for constructing a curved wall, seat wall, planters, steps, edging or even an outdoor kitchen, the look will be commanding and impressive with the antiqued finish of Olde Quarry.

Applications – Design and build projects such as planters, steps, grill islands, pillars, seat walls and water features. Olde Quarry allows for the construction of both straight and curved applications.

Capacity – walls up to 2 ft. (60 cm) in height and hardscape features up to 4 ft. (1.2m)

Recommended Base Stabilization – one layer of DriveGrid™ stabilization grid between subgrade and base material. Use under Standard Base or Permeable Base.

Standard Base – Min. 6" – 8" of ¾" Crusher Run gravel (any road base standard in accordance with ASTM-D2940) compacted to 98% Standard Proctor Density (SPD).

Alternative Permeable Base – Min. 6" – 8" of ¾" clear open-graded stone compacted to achieve full particle lock-up and consolidation. (Clear open-graded does not compact but does consolidate slightly by rattling the particles together.)

Leveling – Leveling retaining wall blocks directly on top of gravel is tedious and generally does not yield the best results. U-Grip Base units or universal base pads are recommended under all Unilock walls for improved accuracy and speedier installation. Additional benefits include long term structural integrity and an overall better appearance. Poured concrete leveling pads, reinforced with rebar, are also a great way to accomplish leveling, particularly for larger installations. You must ensure that the concrete is poured and finished perfectly in order to achieve a good visual appearance.

Connection – Mechanical (use plastic insert provided) or adhesive. Make sure surface is clear of dust before gluing. Always read adhesive manufacturers' directions.

Handling – No specific handling instructions.

Coping - This wall does not require coping, but coping is generally used to complete the installation visually. Choose a manufactured coping such as Unilock Universal Coping or any of our natural stone coping options. Install with tight joints or 3/16" gap between units and amend with an exterior latex caulking. Cutting may be required; a diamond blade saw is required to cut coping properly. Glue all coping using a specially formulated concrete adhesive that is strong and will not break down over time. Always read adhesive manufacturers' directions prior to gluing.

Contact Unilock Representative for actual color samples and availability. Unilock reserves the right to change product information without notice.

PDF Generated May 5, 2024, 11:30 am