


# LIMESTONE

THICKNESS 150MM  
REGION NEW YORK




APPLICATIONS


Note: Not all sizes are suitable for every application. Contact Unilock Representative for assistance.



Residential & Commercial Pedestrian



Step



Steps

COLORS

BLACK RIVER  
FINISH: NATURAL STONE



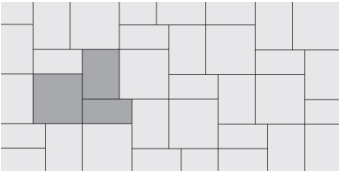


**STEP 72"X16"**  
1,800mm x 150mm x 400mm  
70 7/8" x 5 7/8" x 15 3/4"

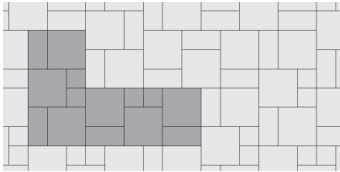


**STEP 48"X16"**  
1,200mm x 150mm x 400mm  
47 1/4" x 5 7/8" x 15 3/4"

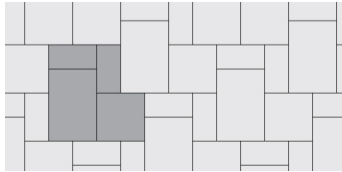
LAYING PATTERNS




LP NATURALSTONE MULTI UNIT L



LP NATURALSTONE MULTI UNIT C



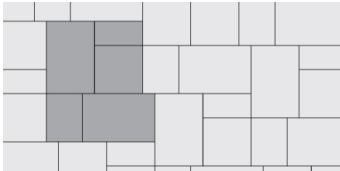
LP NATURALSTONE MULTI UNIT G



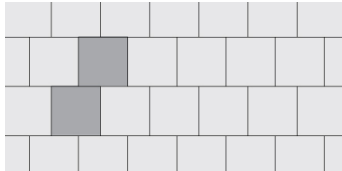
LP NATURALSTONE 24X24 SB P



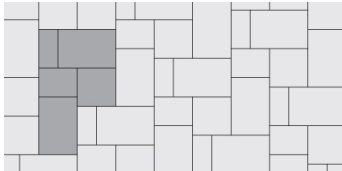
LP NATURALSTONE MULTI UNIT F




LP NATURALSTONE MULTI UNIT E




LP NATURALSTONE 24X24 RB B



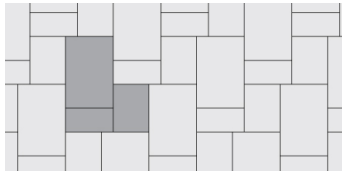
LP NATURALSTONE MULTI UNIT H



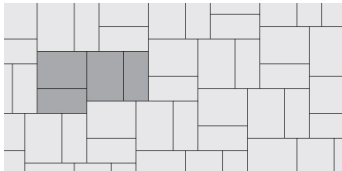
LP NATURALSTONE 12X24 RB A



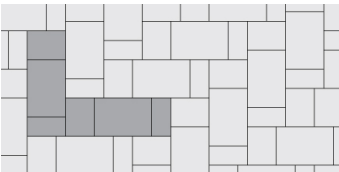
LP NATURALSTONE MULTI UNIT D



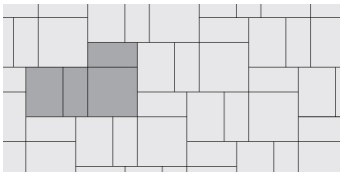
LP NATURALSTONE MULTI UNIT K



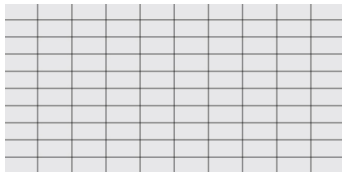
LP NATURALSTONE MULTI UNIT M




LP NATURALSTONE MULTI UNIT J



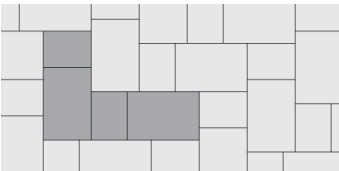
LP NATURALSTONE MULTI UNIT N



LP NATURALSTONE 12X24 SB Q



LP NATURALSTONE 12X24 HB O

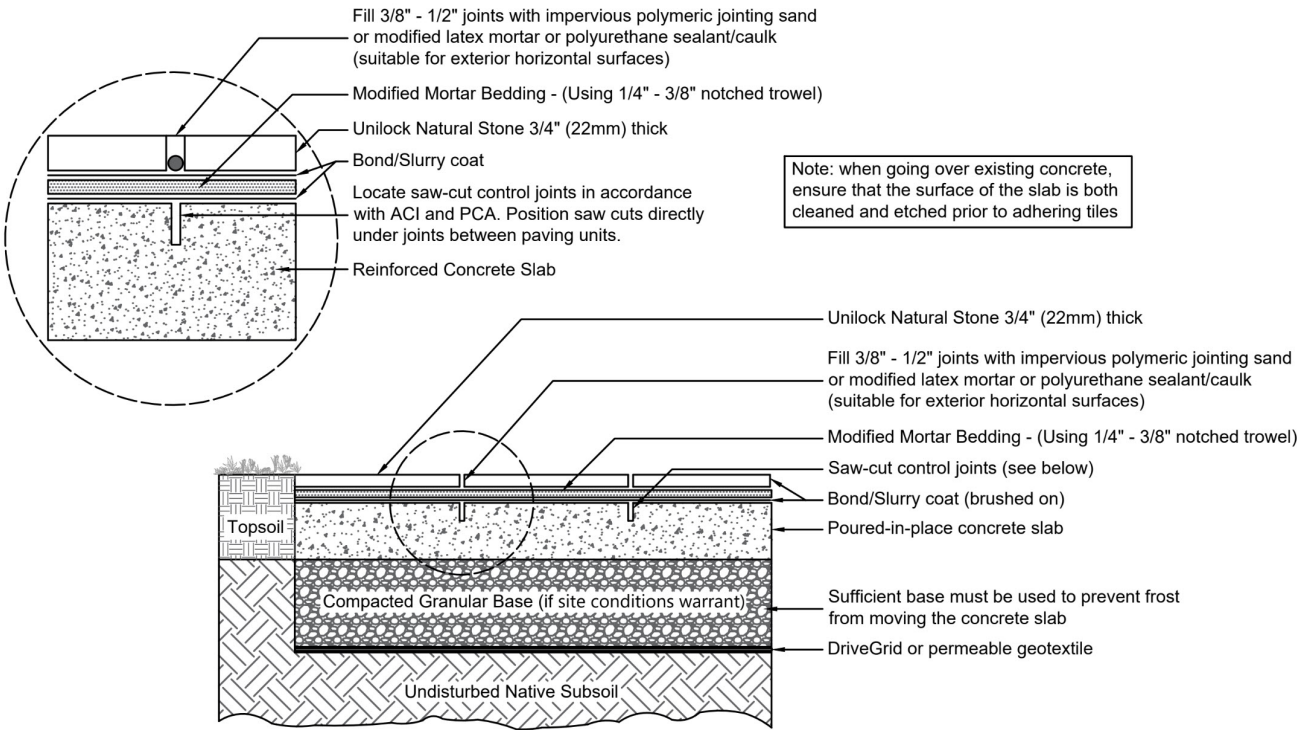


LP NATURALSTONE MULTI UNIT I

TYPICAL CROSS SECTION

Note: Base, screed bed, infill aggregates and or reinforcements may vary based on project requirements or as specified by engineer.

TYPICAL NATURAL STONE (CONCRETE OVERLAY)



PACKAGING

	(32) PROJECT PACK 3 RANDOM BUNDLE ( NATURAL STONE )	STEP 72"X16" ( NATURAL STONE )	24"X24" ( NATURAL STONE )	12"X24" ( NATURAL STONE )	PILLAR CAP 24" ( NATURAL STONE )	STEP 48"X16" ( NATURAL STONE )	COPING W / DL FULLNOSE ( NATURAL STONE )
UNIT THICKNESS (MM)	32	150	22	22	64	150	50
SQ FT PER UNIT	3.75	8	4	2	5.33	-	-
UNITS PER CRATE	32	4	40	90	14	6	12
UNITS PER LAYER	32	-	-	-	-	-	-
LIN FT PER UNIT - SOLDIER	6	4	-	-	-	-	-
LBS PER CRATE	2,508	2,513.24	1,910.40	2,149	1,913.59	2,526.47	1,905
LBS PER UNIT	78.38	628.31	47.76	23.88	136.69	421.08	158.75

PACKAGING

	18"X24" ( NATURAL STONE )	24"X36" ( NATURAL STONE )	PILLAR CAP 28" ( NATURAL STONE )	COPING W / DL ROCK FACE ( NATURAL STONE )	24"X24" ( ANTIQUED / PROCESSED )	COPING W / DL ROCK FACE ( NATURAL STONE )	COPING W / DL ROCK FACE ( NATURAL STONE )	COPING ROCK FACED ( NATURAL STONE )
UNIT THICKNESS (MM)	22	22	64	50	64	50	50	50
SQ FT PER UNIT	3	6	-	-	-	-	-	-
UNITS PER CRATE	62	30	12	12	14	10	16	20
LBS PER CRATE	2,221	2,149.20	2,605.80	1,904.77	1,913.59	2,094.40	2,258	2,116.42
LBS PER UNIT	35.82	71.64	186.13	158.73	136.69	209.44	141.13	105.82

## INSTALLATION NOTES

---

### Limestone Slabs

Limestone is a thinly quarried slab with sharp zero-bevel edges. Limestone can be used residentially or commercially, but is not suitable for any vehicular applications. Porcelain can also be used in commercial roof deck pedestal applications where a thinner/lighter module is specified. Consult the project engineer for specific installation instructions for roof deck applications.

**OVER CONCRETE INSTALLATION** – Limestone slabs must be installed on a stable base. The best way to achieve this is to mortar the units on to a poured concrete pad - preferably a new concrete pad, although existing concrete can be used. It is recommended that you have a minimum 4" of  $\frac{3}{4}$ " crusher run gravel under the pad for support and drainage, (use any road base gravel in accordance with ASTM-D2940) compacted to 98% Standard Proctor Density (SPD).

**Special Notes: Concrete Direct Overlay** –

1. Concrete integrity – concrete must be in good condition, and not crumbling
2. Drainage slope – concrete below must be sloped away from all buildings and structures
3. Base drainage - the area below the concrete must not be subject to frost movement
4. Jointing – Masonry mortar.

**HANDLING** – Exercise caution when handling this product, as contact between its zero-bevel edges may cause damage.

**EDGE RESTRAINT** – not required when installed over concrete. Use manufacturer's edge restraint system for high density foam installation.

**CLEANERS** – Limestone slabs clean with simple soap and water. If the stains are more persistent, only use Uni-Care Stone cleaning products. Unicare Products

Unilock has partnered with United Stonecare, a UK company with over 30 years experience in the field of specialized cleaner and sealer products for natural stone.

Visit the website by clicking on the button below or contact us for information and guidance on how to ensure your external stone are easy to maintain and retain their beautiful appearance. <https://www.unicare-products.com/>

caution – Limestone can be slippery when wet.

---

Contact Unilock Representative for actual color samples and availability. Unilock reserves the right to change product information without notice.

PDF Generated May 1, 2024, 12:13 pm