

# ECO-PRIORA™

**UNILOCK®**

TECH SHEET

THICKNESS 80MM

REGION BOSTON



EDGE  
MICRO BEVEL DETAIL

**UNILOCK®** Exclusive Technologies

■ CLASSIC COAT



## APPLICATIONS

Note: Not all sizes are suitable for every application. Contact Unilock Representative for assistance.

### Borders and Accents

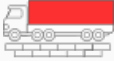


### Commercial Vehicular



Roadway, Streetscape, VehicularEntranceway, ParkingLot

### Heavy Duty Vehicular



TruckTraffickedRoadwy, IndustrialParkingLot, IndustrialLoadingArea

### Light Duty Vehicular



Residential Driveway, CommercialPedestrian

### Permeable



SustainableDesign, Stormwaterretention, LowImpactDesign, RainwaterHarvesting, IncreasedLotRatio

### Residential & Commercial Pedestrian



Walkway, Patio, Terrace, PoolDeck, Entryway, Courtyard, RoofDeck, Plaza, Park, Sidewalk

### Residential Driveway



## COLORS

### GRANITE

SRI = 27

FINISH: CLASSIC



**5"X10"**

120mm x 240mm x 80mm

4 3/4" x 9 1/2" x 3 1/8"


**JOINT SPACING = 7MM**

**VOID RATIO = 4.6-7.08%%**


## LAYING PATTERNS




LP ECOPRIORA MULTI UNIT  
RANDOM H




LP ECOPRIORA 5X10 RB D




LP ECOPRIORA MULTI UNIT  
RANDOM M




LP ECOPRIORA MULTI UNIT  
RANDOM L



LP ECOPRIORA MULTI UNIT  
RANDOM J




LP ECOPRIORA MULTI UNIT  
RANDOM G



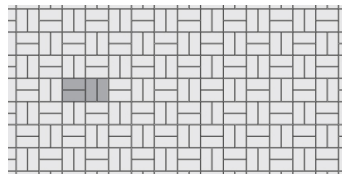
LP ECOPRIORA 5X10 HB E




LP ECOPRIORA MULTI UNIT  
RANDOM K



LP ECOPRIORA MULTI UNIT  
RANDOM I



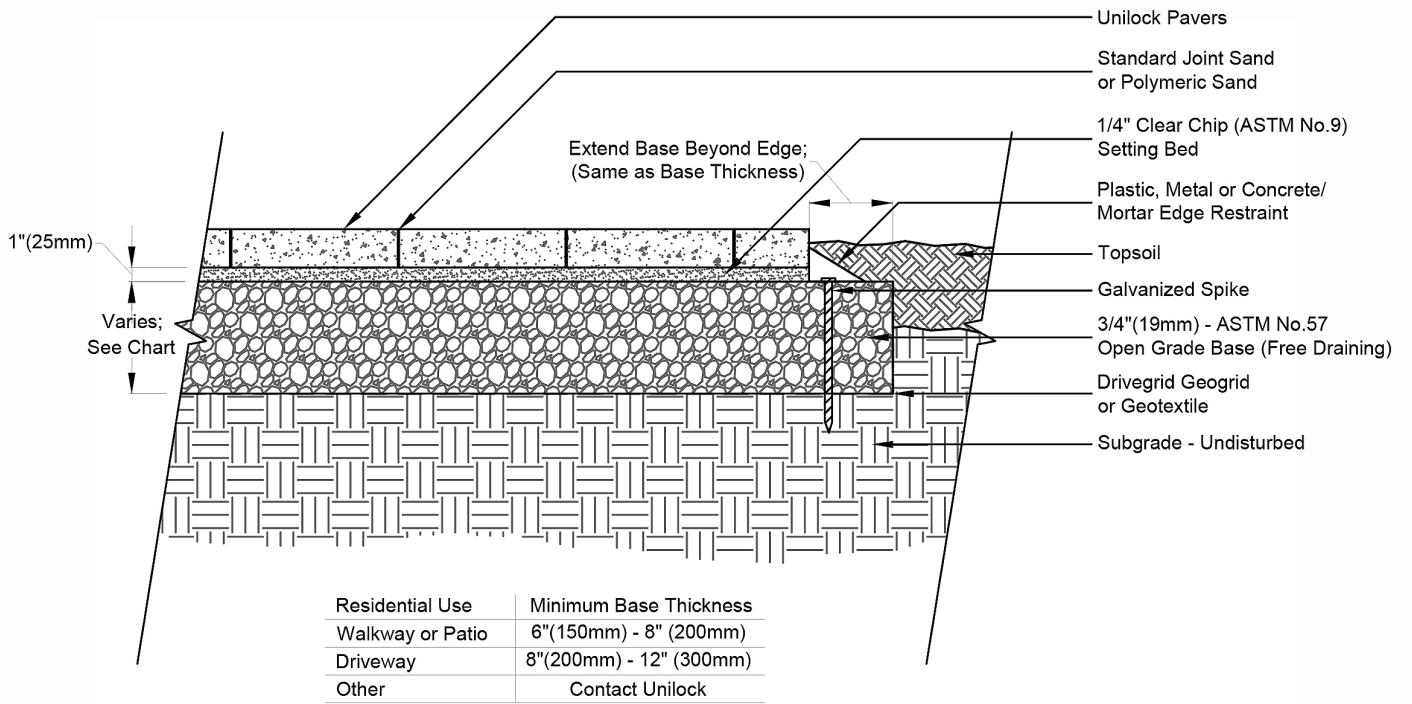
LP ECOPRIORA 5X10 DHB F



LP ECOPRIORA 5X10 SB C

**TYPICAL CROSS SECTION**

Note: Base, screed bed, infill aggregates and or reinforcements may vary based on project requirements or as specified by engineer.



	<b>5"X10"</b>
<b>UNIT THICKNESS (MM)</b>	80
<b>LAYERS PER BUNDLE</b>	7
<b>SQ FT PER BUNDLE</b>	75.95
<b>SQ FT PER LAYER</b>	10.85
<b>SQ FT PER UNIT</b>	0.31
<b>UNITS PER BUNDLE</b>	245
<b>UNITS PER LAYER</b>	35
<b>LIN FT PER BUNDLE - SOLDIER</b>	96.46
<b>LIN FT PER LAYER - SOLDIER</b>	13.78
<b>LIN FT PER UNIT - SOLDIER</b>	0.39
<b>LIN FT PER BUNDLE - SAILOR</b>	192.91
<b>LIN FT PER LAYER - SAILOR</b>	27.56
<b>LBS PER BUNDLE</b>	2,668.83
<b>LBS PER LAYER</b>	381.26
<b>LBS PER UNIT</b>	10.89

## INSTALLATION NOTES

---

### Eco-Priora™

Eco-Priora is a rectilinear combination of paver sizes used mainly for commercial permeable applications. Eco-Priora can be customized for your particular design requirements. (Minimum qty. applies)

Recommended Base Stabilization – one layer of DriveGrid™ stabilization grid between subgrade and base material. Recommended depth 8" to 10" below pavers for maximum stability and performance. Use under Permeable Base.

Standard Base and Bedding Course – Not applicable

Permeable Base – Min. 6" – 8" of ¾" clear open-graded stone compacted to achieve full particle lock-up and consolidation. (Clear open-graded does not compact but does consolidate slightly by rattling the particles together.)

Permeable Bedding Course – 1" thick of 1/4" clear open-graded chip stone – (ASTM No. 8) screeded over base.

Special Note: Concrete Direct Overlay – Not applicable

Jointing Material and Joint Stabilization - Clear stone chip (ASTM No. 9) is swept in as jointing infill.

Handling – Can be installed by hand.

Edge Restraint - Always install an edge restraint around the perimeter of any paver installation not restrained by building structures. Spike-in edge restraints come in plastic and metal and work well for most applications. A concrete curb or a sub-surface concrete wedge can also be installed to retain the edge.

Paver Compaction - Always use a protective polymer pad on the bottom of your compactor when doing the final compaction of the pavers. An alternative is to use a rubber-roller compactor for the final compaction.

Cleaners – Any cleaner specifically designed for pavers may be used for color restoration or general cleaning. Follow manufacturer's dilution rates and application procedures. Always test a small area to make sure the results are as expected.

### Sealers

- Product may be sealed for aesthetic or cleanliness reasons but it is not required
- Use any sealer approved for concrete pavers
- Select type for desired aesthetics
- Product must be cleaned before sealing
- Always read and follow manufacturer's application procedures
- Always test a small area to make sure the results are as expected

The Americans with Disabilities Act Accessibility Guidelines (ADAAG) provides measurable criteria to determine compliance, not individual product evaluation. Gaps, joints or openings, greater than ½" horizontal and ¼" vertical should be avoided as they can disrupt wheelchair maneuvering (United States Access Board – Guidelines and Standards).

---

Contact Unilock Representative for actual color samples and availability. Unilock reserves the right to change product information without notice.

PDF Generated April 27, 2024, 12:09 pm