

ECO-PRIORA™ PREMIER

UNILOCK

TECH SHEET

THICKNESS 80MM

REGION NEW YORK



EDGE
MICRO BEVEL DETAIL



UNILOCK Exclusive Technologies

■ ENDURACOLOR

APPLICATIONS

Note: Not all sizes are suitable for every application. Contact Unilock Representative for assistance.

Borders and Accents

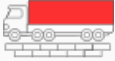


Commercial Vehicular



Roadway, Streetscape, VehicularEntranceway, ParkingLot

Heavy Duty Vehicular



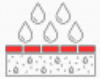
IndustrialParkingLot, IndustrialLoadingArea

Light Duty Vehicular



Residential Driveway, CommercialPedestrian

Permeable



SustainableDesign, Stormwaterretention, LowImpactDesign, RainwaterHarvesting, IncreasedLotRatio

Residential & Commercial Pedestrian



Walkway, Patio, Terrace, PoolDeck, Entryway, Courtyard, RoofDeck, Plaza, Park, Sidewalk

Residential Driveway



COLORS

STEEL GREY BLEND FINISH: SMOOTH PREMIER




5"X10"
120mm x 240mm x 80mm
4 3/4" x 9 1/2" x 3 1/8"

OPAL FINISH: SMOOTH PREMIER



5"X10"
120mm x 240mm x 80mm
4 3/4" x 9 1/2" x 3 1/8"

**STEEL MOUNTAIN
FINISH: SMOOTH
PREMIER**




5"X10"
120mm x 240mm x 80mm
4 3/4" x 9 1/2" x 3 1/8"


JOINT SPACING = 7MM

VOID RATIO = 4.6-7.08%%


LAYING PATTERNS



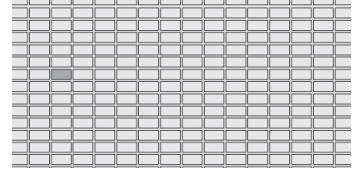
LP ECOPRIORA MULTI UNIT
RANDOM J




LP ECOPRIORA MULTI UNIT
RANDOM G




LP ECOPRIORA MULTI UNIT
RANDOM L




LP ECOPRIORA 5X10 SB C




LP ECOPRIORA 5X10 HB E




LP ECOPRIORA 5X10 DHB F




LP ECOPRIORA MULTI UNIT
RANDOM M




LP ECOPRIORA MULTI UNIT
RANDOM I



LP ECOPRIORA 5X10 RB D



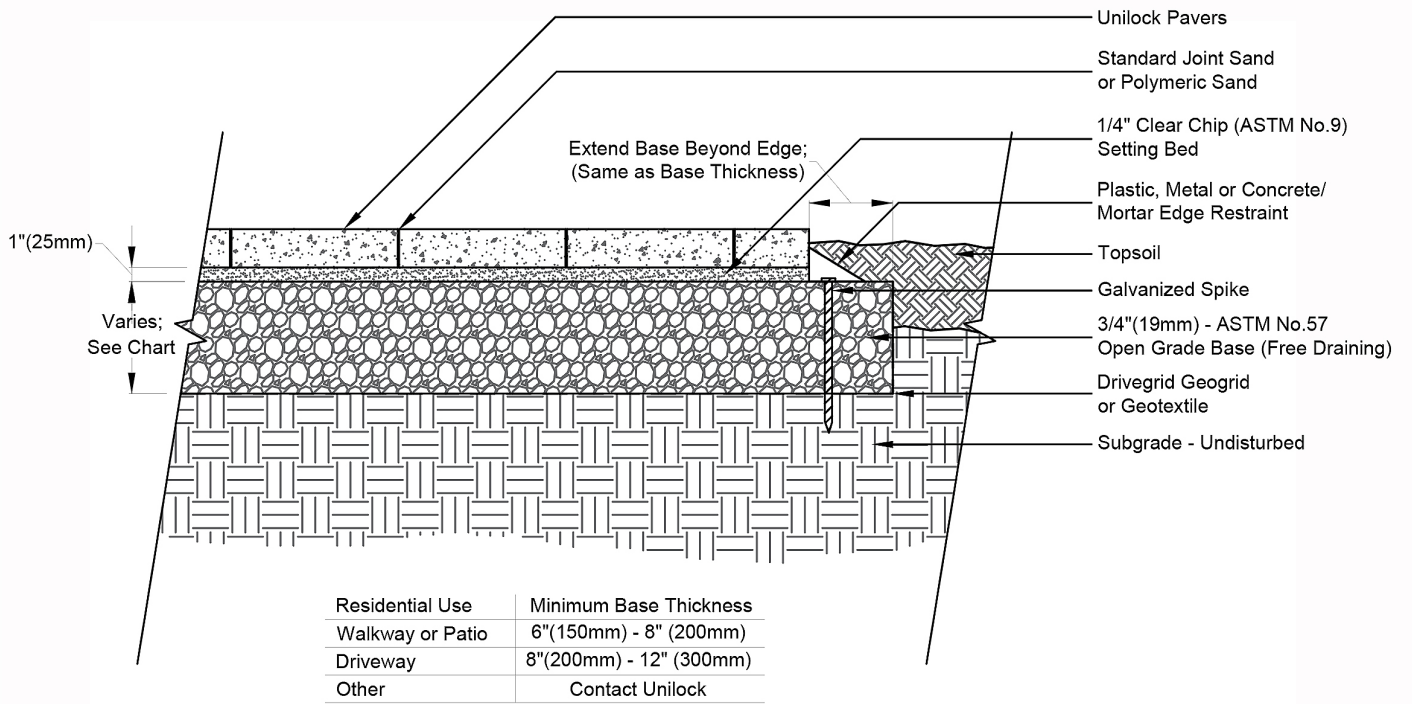
LP ECOPRIORA MULTI UNIT
RANDOM H



LP ECOPRIORA MULTI UNIT
RANDOM K

TYPICAL CROSS SECTION

Note: Base, screed bed, infill aggregates and or reinforcements may vary based on project requirements or as specified by engineer.



PACKAGING

	5"X10"
UNIT THICKNESS (MM)	80
LAYERS PER BUNDLE	7
SQ FT PER BUNDLE	75.95
SQ FT PER LAYER	10.85
SQ FT PER UNIT	0.31
UNITS PER BUNDLE	245
UNITS PER LAYER	35
LIN FT PER BUNDLE - SOLDIER	96.46
LIN FT PER LAYER - SOLDIER	13.78
LIN FT PER UNIT - SOLDIER	0.39
LIN FT PER BUNDLE - SAILOR	192.91
LIN FT PER LAYER - SAILOR	27.56
LBS PER BUNDLE	2,717.49
LBS PER LAYER	388.21
LBS PER UNIT	11.09

INSTALLATION NOTES

Eco-Priora™ Premier

Eco-Priora is a rectilinear combination of paver sizes used mainly for commercial permeable applications. Eco-Priora can be customized for your particular design requirements. (Minimum qty. applies)

Recommended Base Stabilization – one layer of DriveGrid™ stabilization grid between subgrade and base material. Recommended depth 8" to 10" below pavers for maximum stability and performance. Use under Permeable Base.

Standard Base and Bedding Course – Not applicable

Permeable Base – Min. 6" – 8" of ¾" clear open-graded stone compacted to achieve full particle lock-up and consolidation. (Clear open-graded does not compact but does consolidate slightly by rattling the particles together.)

Permeable Bedding Course – 1" thick of 1/4" clear open-graded chip stone – (ASTM No. 8) screeded over base.

Special Note: Concrete Direct Overlay – Not applicable

Jointing Material and Joint Stabilization - Clear stone chip (ASTM No. 9) is swept in as jointing infill.

Handling – Can be installed by hand.

Edge Restraint - Always install an edge restraint around the perimeter of any paver installation not restrained by building structures. Spike-in edge restraints come in plastic and metal and work well for most applications. A concrete curb or a sub-surface concrete wedge can also be installed to retain the edge.

Paver Compaction - Always use a protective polymer pad on the bottom of your compactor when doing the final compaction of the pavers. An alternative is to use a rubber-roller compactor for the final compaction.

Cleaners – Any cleaner specifically designed for pavers may be used for color restoration or general cleaning. Follow manufacturer's dilution rates and application procedures. Always test a small area to make sure the results are as expected.

Sealers

- Product may be sealed for aesthetic or cleanliness reasons but it is not required
- Use any sealer approved for concrete pavers
- Select type for desired aesthetics
- Product must be cleaned before sealing
- Always read and follow manufacturer's application procedures
- Always test a small area to make sure the results are as expected

The Americans with Disabilities Act Accessibility Guidelines (ADAAG) provides measurable criteria to determine compliance, not individual product evaluation. Gaps, joints or openings, greater than ½" horizontal and ¼" vertical should be avoided as they can disrupt wheelchair maneuvering (United States Access Board – Guidelines and Standards).

Contact Unilock Representative for actual color samples and availability. Unilock reserves the right to change product information without notice.

PDF Generated May 18, 2024, 12:40 pm