



DURA-MAT


THICKNESS 100MM
REGION ONTARIO



EDGE
ZERO EDGE DETAIL


UNILOCK[®] Exclusive Technologies

CLASSIC COAT




APPLICATIONS

Note: Not all sizes are suitable for every application. Contact Unilock Representative for assistance.




Commercial Vehicular

Roadway, Streetscape, VehicularEntranceway, ParkingLot




Light Duty Vehicular

Residential Driveway, CommercialPedestrian



Permeable

SustainableDesign, Stormwaterretention, LowImpactDesign, RainwaterHarvesting, IncreasedLotRatio



Residential Driveway

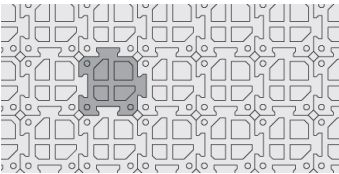
COLORS

NATURAL
FINISH: CLASSIC



STANDARD
500mm x 500mm x 100mm
19 3/4" x 19 3/4" x 3 7/8"

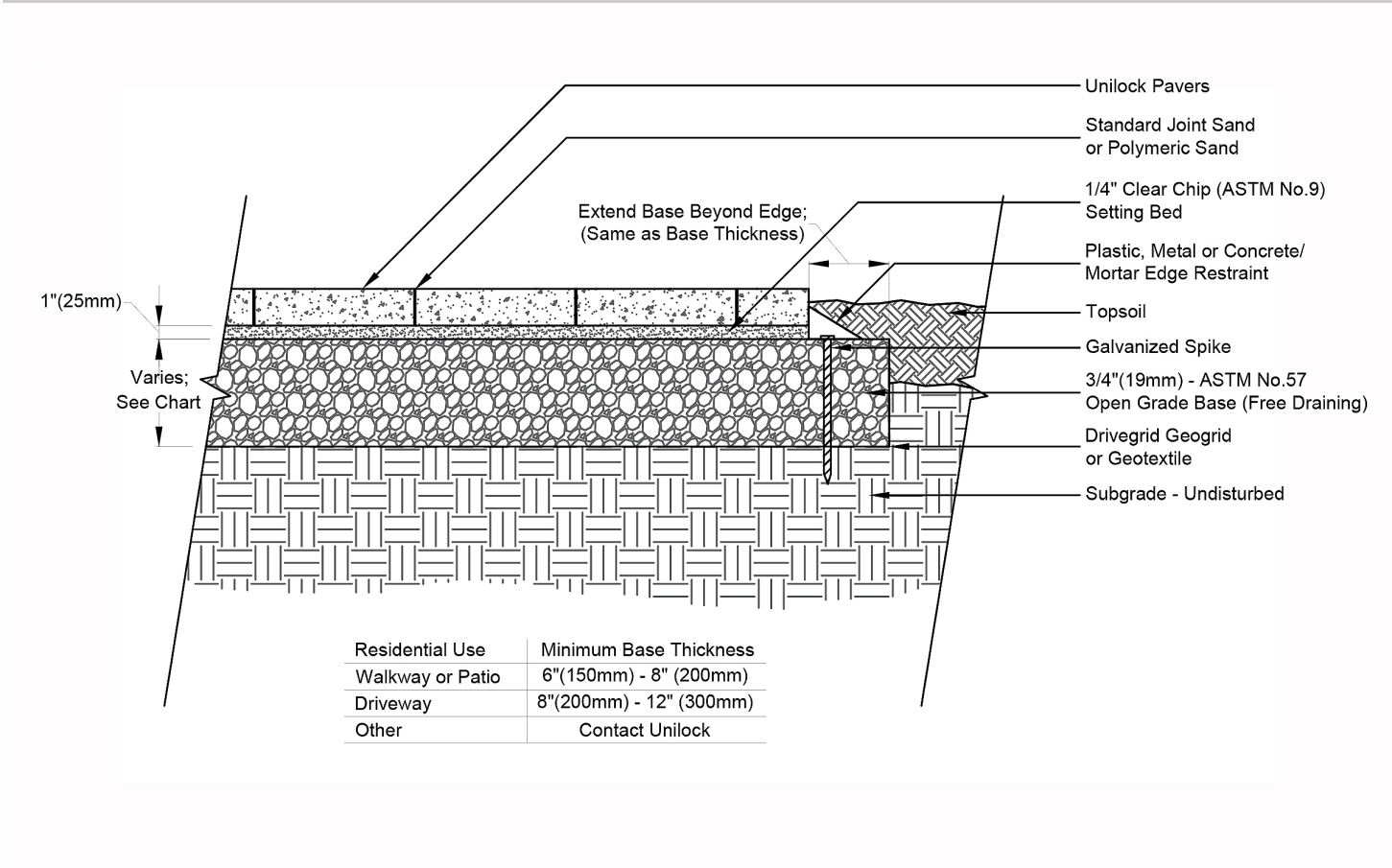
LAYING PATTERNS



LP DURAMAT STANDARD A

TYPICAL CROSS SECTION

Note: Base, screed bed, infill aggregates and or reinforcements may vary based on project requirements or as specified by engineer.



	STANDARD
UNIT THICKNESS (MM)	100
LAYERS PER BUNDLE	7
SQ FT PER BUNDLE	78.40
SQ FT PER LAYER	11.20
SQ FT PER UNIT	2.80
UNITS PER BUNDLE	28
UNITS PER LAYER	4
LBS PER BUNDLE	2,242.24
LBS PER LAYER	320.32
LBS PER UNIT	80.08

INSTALLATION NOTES

DuraMat™

DuraMat is designed as an interlocking puzzle-like unit which locks with each neighboring stone to form a strong cohesive mat for use in erosion control applications and retention pond floors.

Recommended Base Stabilization – one layer of DriveGrid™ stabilization grid between subgrade and base material. Recommended depth 8" to 10" below pavers for maximum stability and performance. Use under Standard Base only.

Standard Base – Min. 6" – 8" of ¾" Crusher Run gravel (any road base standard in accordance with ASTM-D2940) compacted to 98% Standard Proctor Density (SPD). When available, use architect's or engineer's specific site engineering for installation.

Standard Bedding Course – no bedding required. Install directly on base material.

Jointing Material and Joint Stabilization - Fill all holes with free-draining aggregate or as specified by engineer.

Handling – This product is heavy and a two-man clamp is recommended for placement.

Edge Restraint - A concrete curb or a "sub-surface concrete wedge" can also be installed to retain the edge.

Paver Compaction - For the final compaction, a "rubber roller compactor" will give you the best results without breaking the units.

Cleaners – Not applicable

Sealers - Not applicable

The Americans with Disabilities Act Accessibility Guidelines (ADAAG) provides measurable criteria to determine compliance, not individual product evaluation. Gaps, joints or openings, greater than ½" horizontal and ¼" vertical should be avoided as they can disrupt wheelchair maneuvering (United States Access Board – Guidelines and Standards).

Contact Unilock Representative for actual color samples and availability. Unilock reserves the right to change product information without notice.

PDF Generated April 4, 2024, 11:11 am

UNILOCK