

# BRUSSELS DIMENSIONAL SYSTEM™

**UNILOCK®**  
TECH SHEET

REGION      NEW YORK




**UNILOCK®** Exclusive Technologies

■ CLASSIC COAT




APPLICATIONS


Note: Not all sizes are suitable for every application. Contact Unilock Representative for assistance.



Fire Features



Garden Walls




Non structural Wall


RetainingWall Under 3', SeatWall, Garden Walls, Water Features, Outdoor Kitchen, Fire Features, Pillars



Outdoor Kitchen



Pillars



Water Features

COLORS

ALMOND GROVE  
FINISH: ANTIQUED /  
PROCESSED



STANDARD  
300mm x 100mm x 200mm  
11 7/8" x 3 7/8" x 7 7/8"

LIMESTONE  
FINISH: ANTIQUED /  
PROCESSED



STANDARD  
300mm x 100mm x 200mm  
11 7/8" x 3 7/8" x 7 7/8"

SIERRA  
FINISH: ANTIQUED /  
PROCESSED

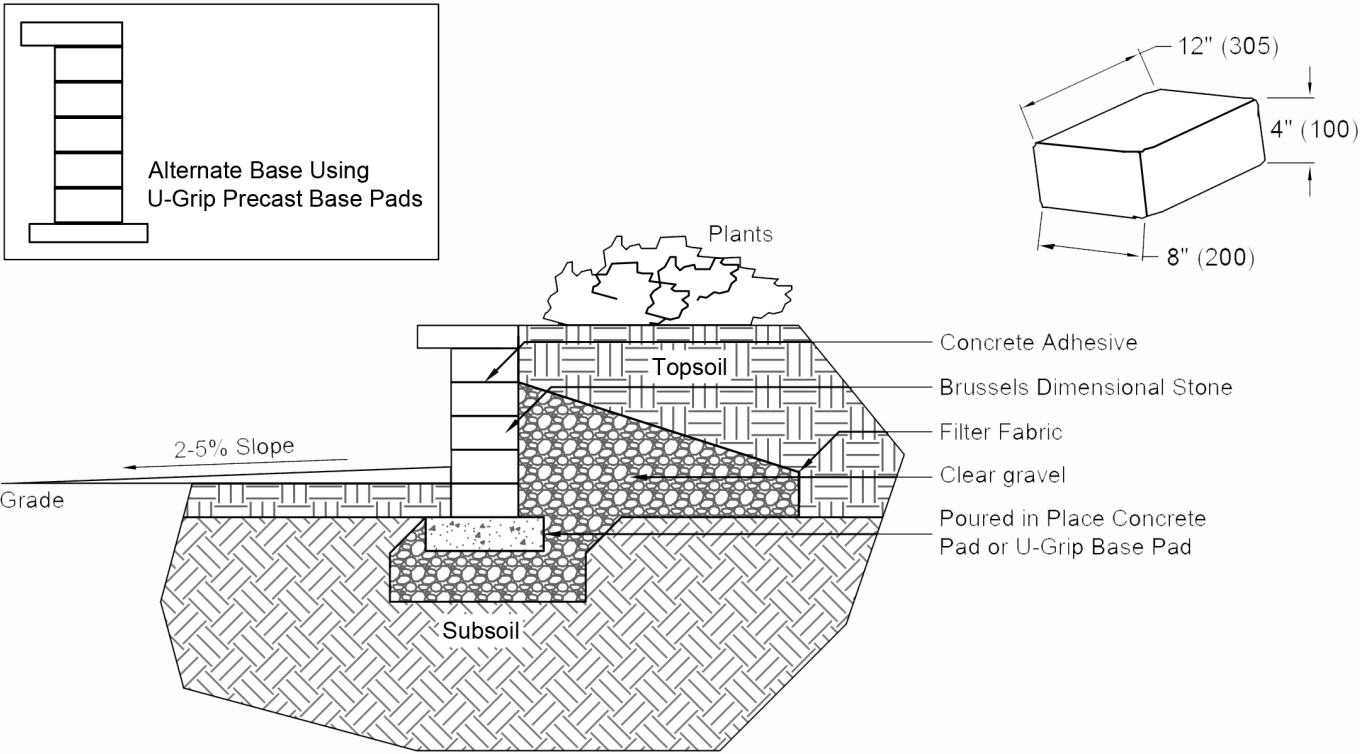


STANDARD  
300mm x 100mm x 200mm  
11 7/8" x 3 7/8" x 7 7/8"



TYPICAL CROSS SECTION

Note: Base, screed bed, infill aggregates and or reinforcements may vary based on project requirements or as specified by engineer.



PACKAGING

	STANDARD
UNIT THICKNESS (MM)	100
LAYERS PER BUNDLE	6
FCFT PER BUNDLE	36
FCFT PER LAYER	6
FCFT PER UNIT	0.33
UNITS PER BUNDLE	108
UNITS PER LAYER	18
LBS PER BUNDLE	3,274.02
LBS PER LAYER	545.67
LBS PER UNIT	30.32



## INSTALLATION NOTES

---

### Brussels Dimensional System

Brussels Dimensional System is the most versatile landscape building block on the market today. Use this system to construct any outdoor hardscape project with only a few tools and some concrete adhesive.

Applications – Design and build projects such as planters, steps, grill islands, pillars, seat walls and water features.

Capacity – walls up to 2 ft. (60 cm) in height and hardscape features up to 4 ft. (1.2m)

Recommended Base Stabilization – one layer of DriveGrid™ stabilization grid between subgrade and base material. Use under Standard Base or Permeable Base.

Standard Base – Min. 6" – 8" of ¾" Crusher Run gravel (any road base standard in accordance with ASTM-D2940) compacted to 98% Standard Proctor Density (SPD).

Alternative Permeable Base – Min. 6" – 8" of ¾" clear open-graded stone compacted to achieve full particle lock-up and consolidation. (Clear open-graded does not compact but does consolidate slightly by rattling the particles together.)

Leveling – Leveling retaining wall blocks directly on top of gravel is tedious and generally does not yield the best results. U-Grip Base units or universal base pads are recommended under all Unilock walls for improved accuracy and speedier installation. Additional benefits include long term structural integrity and an overall better appearance. Poured concrete leveling pads, reinforced with rebar, are also a great way to accomplish leveling, particularly for larger installations. You must ensure that the concrete is poured and finished perfectly in order to achieve a good visual appearance.

Connection – relies on appropriate concrete adhesive for connection between units. Always read adhesive manufacturers' directions prior to gluing.

Handling – No specific handling instructions.

Coping - This wall does not require coping, but coping is generally used to complete the installation visually. Choose a manufactured coping such as Unilock Universal Coping or any of our natural stone coping options. Install with tight joints or 3/16" gap between units and amend with an exterior latex caulking. Cutting may be required; a diamond blade saw is required to cut coping properly. Glue all coping using a specially formulated concrete adhesive that is strong and will not break down over time. Always read adhesive manufacturers' directions prior to gluing.

---

Contact Unilock Representative for actual color samples and availability. Unilock reserves the right to change product information without notice.

PDF Generated April 28, 2024, 12:13 pm

**UNILOCK**