

ARCHITECTURAL CAP AND COPING



THICKNESS 60MM
REGION MICHIGAN



UNILOCK Exclusive Technologies

■ ENDURACOLOR





COLORS

BUFF
FINISH: CLASSIC



COPING
609mm x 60mm x 355mm
24" x 2 3/8" x 14"

CHARCOAL
FINISH: CLASSIC



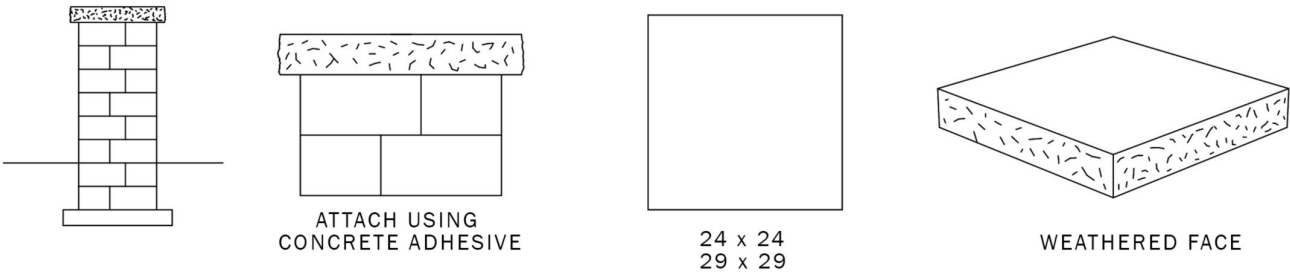
COPING
609mm x 60mm x 355mm
24" x 2 3/8" x 14"

JOINT SPACING = 3MM

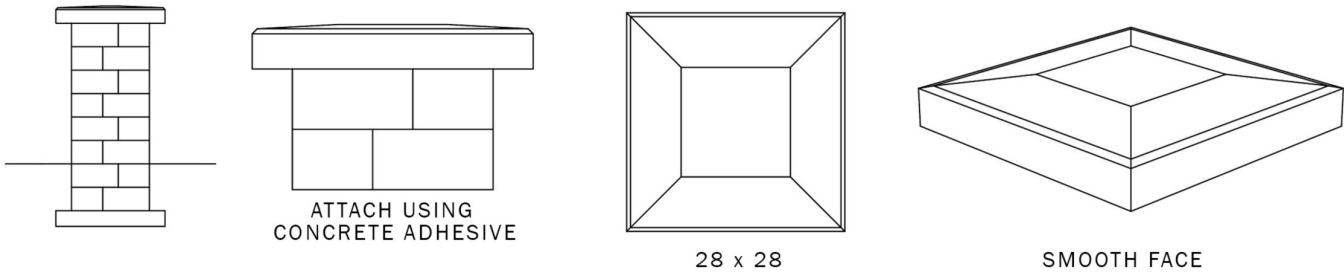
TYPICAL CROSS SECTION

Note: Base, screed bed, infill aggregates and or reinforcements may vary based on project requirements or as specified by engineer.

LEDGESTONE/NATURAL STONE PILLAR CAP



ARCHITECTURAL PILLAR CAP



PACKAGING

	COPING	PILLAR CAP 28"
UNIT THICKNESS (MM)	60	76
LAYERS PER BUNDLE	21	6
UNITS PER BUNDLE	21	6
UNITS PER LAYER	1	1
LBS PER BUNDLE	1,428	1,098
LBS PER LAYER	68	183
LBS PER UNIT	68	183

INSTALLATION NOTES

Architectural Pillar Cap and Coping

APPLICATIONS – This non-slip surface texture is especially ideal for pool edge coping and step treads, but is also perfect for any project requiring wall coping and capping of pillars. Architectural Coping and Pillar Caps have similar attributes to our Arcana slabs, and are able to provide a complete pool deck solution.

CONNECTION – Non-mechanical connection. Use concrete adhesive specifically designed for connecting modular concrete units. Always read adhesive manufacturers’ directions prior to gluing.

HANDLING – Placement of the cap onto the top of the pillar should be done with a suction lifting device (that can lift greater than 500 lbs.) or with heavy equipment straps suspended from a mini-excavator. For both the cap and coping, handle gently to avoid chipping edges.

Contact Unilock Representative for actual color samples and availability. Unilock reserves the right to change product information without notice.

PDF Generated May 3, 2024, 11:47 am

