

ARCHITECTURAL CAP AND COPING



THICKNESS 60MM
REGION BOSTON




UNILOCK Exclusive Technologies

■ CLASSIC COAT




APPLICATIONS

Note: Not all sizes are suitable for every application. Contact Unilock Representative for assistance.



Pillars



Coping

PoolCoping, WallCoping, StepTread

COLORS

LIGHT GREY
FINISH: CLASSIC



COPING 24"
620mm x 60mm x 310mm
24 1/2" x 2 3/8" x 12 1/4"

DARK CHARCOAL
FINISH: CLASSIC



COPING 24"
620mm x 60mm x 310mm
24 1/2" x 2 3/8" x 12 1/4"

SANDSTONE
FINISH: CLASSIC



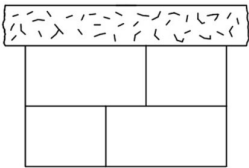
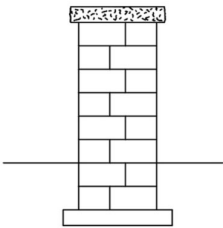
COPING 24"
620mm x 60mm x 310mm
24 1/2" x 2 3/8" x 12 1/4"

JOINT SPACING = 3MM


TYPICAL CROSS SECTION

Note: Base, screed bed, infill aggregates and or reinforcements may vary based on project requirements or as specified by engineer.

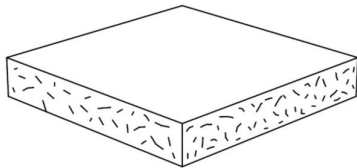
LEDGESTONE/NATURAL STONE PILLAR CAP



ATTACH USING
CONCRETE ADHESIVE

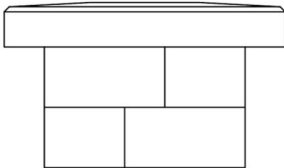
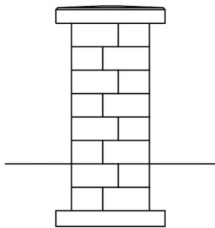


24 x 24
29 x 29

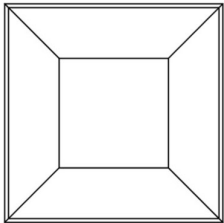


WEATHERED FACE

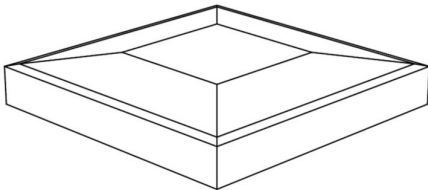
ARCHITECTURAL PILLAR CAP



ATTACH USING
CONCRETE ADHESIVE



28 x 28



SMOOTH FACE

PACKAGING

	PILLAR CAP 28"	COPING 24"
UNIT THICKNESS (MM)	100	60
LAYERS PER BUNDLE	4	6
FCFT PER BUNDLE	3.06	21.62
FCFT PER LAYER	0.77	3.60
FCFT PER UNIT	0.77	0.60
UNITS PER BUNDLE	4	36
UNITS PER LAYER	1	6
LBS PER BUNDLE	935.26	2,044.04
LBS PER LAYER	233.82	340.67
LBS PER UNIT	233.82	56.78

INSTALLATION NOTES

Architectural Pillar Cap and Coping

APPLICATIONS – This non-slip surface texture is especially ideal for pool edge coping and step treads, but is also perfect for any project requiring wall coping and capping of pillars. Architectural Coping and Pillar Caps have similar attributes to our Arcana slabs, and are able to provide a complete pool deck solution.

CONNECTION – Non-mechanical connection. Use concrete adhesive specifically designed for connecting modular concrete units. Always read adhesive manufacturers’ directions prior to gluing.

HANDLING – Placement of the cap onto the top of the pillar should be done with a suction lifting device (that can lift greater than 500 lbs.) or with heavy equipment straps suspended from a mini-excavator. For both the cap and coping, handle gently to avoid chipping edges.

Contact Unilock Representative for actual color samples and availability. Unilock reserves the right to change product information without notice.

PDF Generated April 29, 2024, 12:00 pm

