

2025

T R A N S F O R M I N G H A R D S C A P E S

UNILOCK®







What do you see when you look at
a backyard, front porch, or driveway?

At Unilock, we see possibilities.

Possibilities to build works of art and personal
playgrounds. Possibilities to bring families together
for a birthday barbecue or a wedding reception.
Possibilities to transform your imagination into
remarkable outdoor spaces, and build connections
stronger than the concrete underfoot.

And we don't let possibilities go to waste. Built on
more than 50 years of innovation and sustainability,
we provide customers the tools to transform dreams
into reality. We connect you with proven contractors
and supply an endless canvas of materials, but the
final product is always uniquely yours. And when your
project is complete, you don't just have something
beautiful, you've changed the way you see the world.

So, where can you see possibilities, and how can we
help you build them?

UNILOCK TRANSFORMING **HARDSCAPES**

TABLE OF
Contents



DREAM

- | | | | |
|-----------|----------------|-----------|---------------------|
| 6 | Start Dreaming | 42 | Best in Show Winner |
| 40 | Before & After | 44 | Commercial Projects |

PRODUCTS

- | | | | |
|-----------|----------------------|------------|------------------------|
| 48 | Discover your Style | 84 | Elegance Products |
| 56 | Unilock Technologies | 96 | Pavers & Slabs |
| 62 | Collections | 158 | Retaining Walls |
| 80 | Natural Stone | 188 | Coping, Steps & Treads |

LEARN & PLAN

- | | | | |
|------------|------------------------------|------------|--------------------|
| 200 | Finding the Right Contractor | 205 | Build Basics |
| 201 | Unilock Resources | 207 | Quality Commitment |
| 203 | Outdoor Idea Center | | |



Dream

Begin with a dream
of what's possible

Imagine an outdoor space where the inspired use of patterns, textures and shapes not only creates design-envy, but elevates your world in the most beautifully functional way.





Arcana™ (Corvara)



Pavers: Beacon Hill™ Smooth (Opal Blend) with Holland Premier™ (Dark Charcoal) accent

Fire Feature and Raised Patio: Lineo™ Dimensional Stone (Graphite) with Universal Coping (Natural) and steps





This elevated backyard patio raises the bar with a stunning fire feature, lounge seating and feature lighting at night.





Pavers: Urban™ (Indiana Buff) with Cophorne® (Basalt) paver rug

Garden Walls and Steps: U-Cara® Smooth (Indiana Buff) with Urban (Indiana Buff) Coping and step treads



Scan here for project video





This urban oasis features an elegant pool deck with paver slabs that stay cool and comfortable, and an adjacent seating area offset by a distinctive herringbone paver rug.



This contemporary patio blends rustic elements with a large Brussels Dimensional Stone TV wall, serving as a striking centerpiece for alfresco viewing.



Pavers: Bristol Valley® (Bavarian) with Cophorne® (Basalt) accents

Vertical Features: Brussels Dimensional Stone (Sierra) with LedgeStone™ (Buff) coping and pillar caps



Scan here for project video





Pavers: Beacon Hill™ Smooth Slab (Granite Fusion) with Natural Stone (Black River) accent and Beacon Hill Smooth (Dark Charcoal) accents

Fire Pit and Kitchen: Lineo™ Dimensional Stone (Granite) with Beacon Hill Smooth (Dark Charcoal) accent

Scan here for project video






Large, contemporary slabs accented by contrasting paver bands create a generous sense of space for this intimate, multi-purpose backyard.

Pavers: Umbriano® (Winter Marvel) with
Cophorne® (Basalt) and Holland Premier™
(Dark Charcoal) accent

Wall and Steps: SienaEdge™ (Granite)





Dark diagonal lines in this paver pattern create a chevron effect that ties upper and lower levels together and adds visual interest.



Pavers: Beacon Hill™ Smooth (Grindstone) with Mattoni™ (Dark Charcoal) accents and Umbriano® Hex (Winter Marvel)

Vertical Features: Quarry™ Smooth (Natural Grey) with Mattoni™ (Dark Charcoal) accents and Ledgestone™ (Buff) coping and pillar caps





Three different shapes play well together, taking this backyard project from good to great.



A Lineo fire pit invites cozy evenings and memorable gatherings under the stars for the owners of this modern farmhouse.



Pavers: Bristol Valley® (Steel Mountain) with Cophorne® (Basalt) accents

Fire pit and Steps: Lineo™ Dimensional Stone (Granite) with Universal Coping (Natural)









Old world charm mingles with modern-day style in this enchanting backyard.



Pavers: Beacon Hill™ Smooth (Granite Fusion) and Town Hall® (Basalt)

Vertical Features: Lineo™ Dimensional Stone (Granite) with LedgeStone™ coping and pillar cap (Grey)



Scan here for project video

This expansive entertaining space offers an outdoor eating area and fire pit lounge, visually defined by a herringbone paver carpet.



Pavers: Umbriano® (Winter Marvel) with Copthorne® (Basalt) accent

Vertical Features: Rivercrest™ Wall (Coastal Slate) with Copthorne® (Basalt) accent and Ledgestone™ coping (Grey)



Scan here for project video





Pavers: Beacon Hill™ Flagstone
(Birch) with Copthorne (Basalt) accent

Vertical Features: Estate Wall™ (Sierra) with
Copthorne (Basalt) accent and Estate Wall
(Sierra) coping





This extended patio brings living room comfort outdoors, featuring an inviting kitchen, garden wall, and fire pit for cozy vibes.



Pavers: Copthorne® (Basalt)
with Richcliff® (Dawn Mist)
and Beacon Hill™ Smooth
(Opal Blend) border

Step Treads: Natural Stone
(Stone Cliff Grey)





A gently curved walkway brings visitors to the front entrance with Copthorne pavers laid in a traditional herringbone pattern.

Urban slabs and U-Cara subway panels create a forward-thinking backyard, enhanced by biophilic design elements that add vibrant pops of color.



Pavers: Urban™ (Indiana Buff) and Cophorne® (Burnt Clay)

Vertical Features: U-Cara® Subway (Indiana Buff) with Urban coping (Indiana Buff)



Scan here for project video





This sunken patio and adjacent grill island is a clever fusion of form and function that elevates this intimate space.



Upper Pavers: Bristol Valley® (Steel Mountain) with Town Hall® (Basalt) accent

Left Pavers: Artline™ Smooth (Granite Fusion) and Artline (Granite Fusion - Il Campo® Finish) with Town Hall (Basalt) accent

Vertical Features: Lineo™ Dimensional Stone (Granite) with Ledgestone™ (Buff) coping and step treads





Whole home versatility.
The subtle surface detail
of Umbriano works
beautifully from front
entrance to backyard.



Umbriano® pavers
with Umbriano coping
(Summer Wheat)



Scan here for
project video





Pavers: Treo® Smooth (Granite Fusion) with Copthorne® (Basalt) accent

Fire pit: Brussels Dimensional Stone® (Limestone) with Ledgestone™ (Buff) coping and Granito™ (Sabia) with Copthorne (Basalt) circle detail

Retaining Wall, Steps, and Vertical Features: U-Cara® Smooth (Granite Fusion) with Ledgestone (Buff) coping and steps



Scan here for project video





Hex marks the spot by a circular fire pit, with a sizable pool deck perfect for entertaining the whole family.





Beacon Hill pavers and Pisa Smooth wall work together to create a soft, muted feeling that transforms this backyard patio into a spacious retreat.




Pavers: Beacon Hill™ Smooth (Granite Fusion) and Beacon Hill Smooth (Dark Charcoal) accents

Vertical Features: Pisa™ XL Smooth (Granite) with Pisa Smooth (Granite) coping and Natural Stone (Black River) pillar caps



Scan here for project video

Transforming Hardscapes



McKay Nursery Company
Madison, WI



BEFORE

Lake home backyard goes from drab to fabulous

*"Our contractor's
mock-up helped us visualize
the backyard, but the final
result still exceeded our
expectations!"*

John & Kiki

The walls of windows in this two-level home invited the sun to stream in and offered sweeping views of beautiful Lake Mendota in Wisconsin. But the original backyard was uninspiring, with a small, brown-toned brick patio and underutilized space that did little to enhance this incredible setting.

New owners, John and Kiki had a different vision for their all-season family retreat. They wanted to make full use of their backyard by creating a contemporary, functional living space designed to maximize enjoyment of their spectacular lakeside vista. What they got, exceeded their expectations.

Before and After



A grand, art-deco-style staircase was constructed with Unilock steps providing easy access to the beckoning waters below.



Today, an expansive Unilock Arcana™ patio encompasses a dining area, plenty of relaxed seating, and a fire bowl lounge, creatively highlighted with a contrasting tone of hexagonal Umbriano® pavers in French Grey. The existing retaining wall was replaced with a Unilock wall featuring stepped garden boxes filled with lush greenery, for a natural, cozy ambiance.

Given the home's proximity to the lake, pavers were laid on a permeable base with larger joint spacing filled with permeable resin sand to assist with water management in the event of flooding. This proved a wise move, as some flooding has occurred since the build with the paver project holding steadfast.

In place of the old, sloped flagstone pathway, a grand, art-deco-style staircase was constructed with Unilock steps providing easy access to the beckoning waters below.





D&B Landscaping Services Inc.,
in collaboration with Aniascape LLC

Best in Show Winner



The homeowners
envisioned a
sprawling, Miami
resort-inspired
backyard patio.

The owners of this modern home envisioned a sprawling, Miami resort-inspired backyard patio. To bring this vision to life, they collaborated with Manuel Hernandez of D&B Landscaping and Ania Rossi of Aniascape LLC, who used Unilock® Uvision® 3D Landscape Creator to craft the initial design plan.

Given the narrower lot, Ania and Manny chose Beacon Hill™ Smooth XL slabs in Fossil, to create an expansive, upscale look and feel. Beacon Hill XL in a stacked bond pattern forms a clean, minimalist foundation for the patio, while smaller units used for the step risers provide a cohesive light tone



throughout. The risers are crowned with Unilock coping, adding visual contrast to the lighter hues, while complementing the home's darker roof and window accents.

The upper patio features an outdoor kitchen built with U-Cara® Smooth in Granite Fusion, bar seating, and a dining nook perfect for alfresco meals. A nearby lounge area faces a built-in TV wall, seamlessly blending indoor and outdoor spaces.

Near the pool's edge, two fire tables with matching U-Cara Smooth panels and a row of beach loungers complete the serene setting.

Each product chosen was manufactured with EnduraColor™ technology for long-lasting color and durability, helping to transform this breathtaking patio into a space for cherished memories filled with laughter and love.



“The XL size of Beacon Hill provided the right aesthetic look to create a nice expansive patio space for the homeowner”

Ania Rossi


ANIASCAPE LLC



Scan here for
project video

From Backyard Escapes To **Landmark Spaces**

Architects and engineers have used Unilock products to shape iconic public spaces across North America for decades. Now, bring that same trusted quality home and create your own space that's designed to impress, and built to last.





Little Caesars Arena, Detroit, MI Designer: SmithGroup

Frederik Meijer Gardens & Sculpture Park, Grand Rapids, MI
Designer: Todd Williams Billie Tsien & Progressive AE



57 Alexander Yonkers Roof Deck, Yonkers, NY
Designer: Perkins Eastman



Products


Capture the eye with
exclusive products

From weathered cobblestone to contemporary linear, our product selection reaches beyond the horizontal to include garden walls, pillars, steps, fire tables and fountains. Rock the look that is unmistakably you, and undeniably Unilock!




Arcana™ (Modena) with U-Cara® Smooth (Dark Charcoal) and Beacon Hill™ coping (Opal Blend)

Select your Color



Begin by identifying the colors that resonate with you. Consider the mood you want to create, while still complementing the exterior of your house. Calming blues, vibrant reds or earthy neutrals.



TREND WATCH

Warm neutral tones and understated designs are trending, with monochromatic palettes favored over high-contrast colors. Large-format, light-colored pavers are popular for their refined, contemporary look. Check out our new color Oat Beige!

Choose your Shape



What will you create?

Let your imagination run wild in the playground of Unilock paving products! From traditional squares, to modern planks, geometrics and timeworn historic shapes, the choices are many. Consider combining multiple shapes to give your project added depth.



TREND WATCH

There's a growing trend of mixing materials to soften hard surfaces, such as combining artificial turf between pavers.

Discover your **Style**




HISTORIC



ULTRA-MODERN



TRADITIONAL



CONTEMPORARY

Whether you're designing a quaint backyard refuge or an ultra-modern driveway, we have a variety of paving products that'll turn your outdoor space into a little slice of heaven.



TREND WATCH

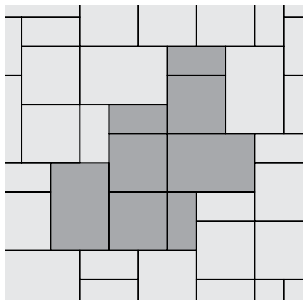
Turning functional spaces like driveways and walkways into style statements is on trend.

Pick your Pattern


From herringbone to basket weave, the right angle can make all the difference! A Unilock Authorized Contractor can recommend the best laying patterns based on the products you choose.




RANDOM




LINEAR



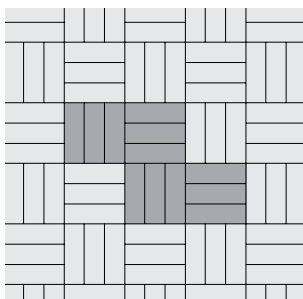
DESIGNER




STACKED



BASKET WEAVE



HERRINGBONE



THINK OUTSIDE THE BOX

A change in laying pattern can help define distinct “rooms” that will make your outdoor space feel larger.

Visit Unilock.com for laying patterns.

Find your **Finish**



TREND WATCH

Layering different finishes for a mixed-material look helps add visual interest and make your project feel more polished.



Unilock Finishes

When considering the finish, think about the look you are trying to achieve as well as practical performance. From traditional smooth and flagstone, to enhanced surfaces, modern granite looks and timeworn patina, Unilock offers it all.

SMOOTH FINISH



Sometimes, simple is best. A smooth surface suits contemporary styles and is available in a wide variety of shapes for paving and verticals.

FLAGSTONE FINISH



Popular for centuries, a flagstone finish never fails to add warmth to outdoor spaces.

ANTIQUED FINISH




A variety of methods are used to achieve this distressed finish, but in every case, it lends a relaxed, rustic vibe.

TIMEWORN



Our exclusive Elegance line offers the look of centuries-old cobblestone, brick, and natural stone with unsurpassed product durability.

BRUSHED FINISH




Only Unilock offers Il Campo®, a unique surface enhanced with graphically interesting etched lines. This finish has long been a favorite of commercial designers.

UMBRIANO



Umbriano is an exclusive finish only available from Unilock with color and granite particles that are randomly dispersed to achieve a unique mottled surface that is reminiscent of granite.

EXPOSED GRANITE



Granite, Quartz and Marble particles are embedded in the product's surface and then revealed using additional processing methods.

ENHANCED SURFACE




The surface of these products is enhanced using a special process to reveal a variety of distinctive colors and textures.

Get Creative



Let your creativity shine! Unlock border and banding options can enhance your distinctive designs and add touches of elegance to your project.

JOINT MATERIAL



Joint material plays an important role between pavers by keeping out weeds and other debris. However, the color you choose can also dramatically impact the look of your project. Your contractor can help you decide what will work best.



Experiment with bold shapes and striking patterns. Design a driveway with vibrant color contrasts, or add dimension to vertical features with textures that truly stand out.



Break the mold and bring your space to life by pairing dark field pavers with light accent pavers for added drama.

Don't settle for less

The majority of your project's cost lies beneath the surface, in labor and base materials, so don't be tempted to compromise on the product you choose for its surface. Invest in a look you really love, with high quality Unilock products and technologies, so you'll be able to fully enjoy your project for years to come.

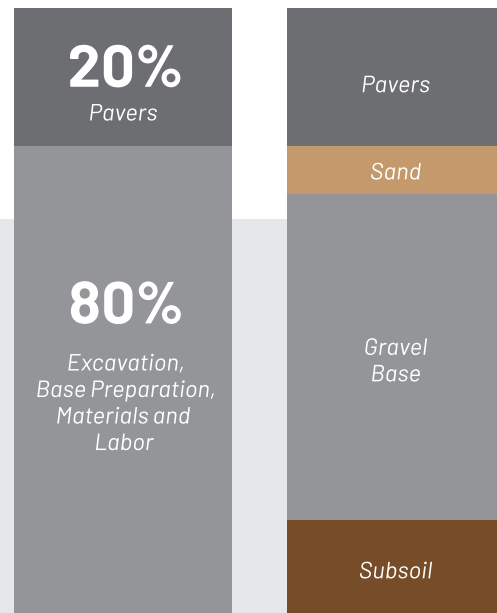
Small upgrade - **Big** difference



- ✓ Reduced dirt absorption
- ✓ Enhanced surface color
- ✓ More resistant to wear
- ✓ Stains less likely to develop



See how
it works



Color that Lasts

Traditional pavers can appear to fade over time as the surface wears to reveal large, lighter colored structural aggregates.

EnduraColor products are different.

A two-step manufacturing process uses concentrated color and wear-resistant materials to produce a refined, color-dense surface that lasts.

ENDURACOLOR™



In 2021, Unilock announced its commitment to becoming a carbon neutral company.



Paving a **greener** way



How can you make your project more sustainable?

Make it Permeable

Permeable pavers allow rainwater to flow through the pavement surface and back into the subsoil below, filtering out contaminants that could otherwise flow into stormwater drains and pollute local waterways.

Shop Locally

Choosing products that are manufactured at a Unilock facility close to your home reduces carbon emissions associated with transportation.

Think Lighter

Products that are lighter in color, have a higher solar reflectance. When you choose a lighter colored product, more of the sun's energy is reflected and less heat is absorbed into the pavement surface. This helps reduce urban 'heat island effect' and carries a number of environmental benefits.



We have implemented initiatives that continue to minimize our use of fossil fuels, conserve water and replace cement in our products, while producing the highest quality product.



**Learn
More**

EcoTerra™



Up to 15%
Reduction in CO₂



Cement-free
face-mix



Efflorescence
Free



Color stays
true longer



Learn
More



Revolutionary EcoTerra technology offers a sustainable paving solution with its cement-free face-mix. It provides high compressive strength, low absorption, and remarkable colorfastness, all while contributing up to a 15% reduction in carbon dioxide emissions. Additionally, EcoTerra products are designed to be free of efflorescence.



reddot

2020 winner
Innovative
Product



Permeable Pavements

Unilock introduced the first permeable paver to North America in 1991. Long used to manage water in commercial projects, in recent years, increased storm events and residential flooding have motivated more and more homeowners to install permeable pavers in their own projects.

At first glance, permeable pavers look similar to traditional pavers. The difference lies in the width of the joint between units, the material used to fill the joints, and the base upon which the pavers are installed. Wider joints, permeable joint material and an open graded base design all work together to direct water through the surface and into the subsoil below, instead of flowing off the surface and into overburdened storm sewer systems.



Special materials are used in the joints and in the permeable base below, to encourage water to flow through.

Some homeowners install rainwater collection systems underneath their paver projects to supply water to in-ground sprinkler systems.



Permeable Paver Benefits



Reduced Flooding

Storm sewers are less likely to overflow when more rainwater flows through the pavement surface.



Improved Filtration

Road salts, pesticides, oil and other harmful pollutants are naturally filtered through a permeable system before they reach rivers and lakes.



Increased Square Footage

Installing a permeable driveway can enable homeowners who live in regions where the ratio of impervious lot coverage is restricted, to install new landscape features such as a pool.



Safety

Decreased puddling on the surface of permeable pavement will reduce ice build-up in winter.



Long-term Savings

Rainwater collection systems beneath pavers can reduce the expense of water used for irrigation and may be eligible for tax credits and subsidies.



Keep an eye out for our permeable icon throughout our product pages.

While all segmental paving can be permeable to some degree, these products feature special spacer bars that promote exceptional flow-through.

ECO-HEX™

ECO-PRIORA™

ECO-PROMENADE™

NORDIC COBBLE™

THORNBURY™

TREO SMOOTH™

TRIBECA COBBLE™

TOWN HALL®





Collections

Unilock Collections streamline the product selection process by offering pavers, walls, steps and coping that will work well together to enhance any outdoor space.

ENDURACOLOR™

Arcana™

COLLECTION

A bold choice for contemporary luxury





PATIOS & POOL DECKS

ENTRANCES
& WALKWAYS




STEPS & COPING



VERTICAL FEATURES


SLABS



MODENA



CORVARA



VIVANTO

SMOOTH WALL



DARK CHARCOAL



OPAL BLEND

NATURAL STONE STEPS & COPING



CASCADE



STONE CLIFF GREY




BLACK RIVER



Arcana™ COLLECTION

SLABS

See page 98 for product details



// 24 x 24



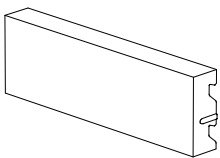
// 18 x 24



// 12 x 24

SMOOTH WALL

See pages 175-178 for product details



// U-Cara Fascia Panel

18 x 6"

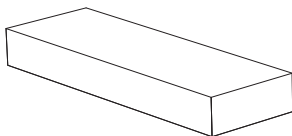
// 2 Unit Corner Bundle

21 x 6"

9 x 6"

NATURAL STONE STEPS

See page 195 for product details

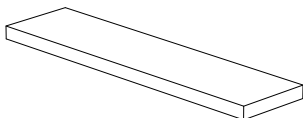


// 48 x 16"

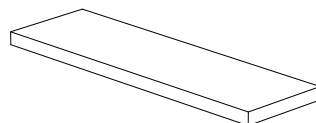
Rockface or Straight Edge

NATURAL STONE COPING

See page 195 for product details



// 48 x 12"



// 48 x 14"

Fullnose, Rockface and Straight Edge

ENDURACOLOR™

Beacon Hill™

COLLECTION


From contemporary to traditional, this collection has something for everyone





ENTRANCES
& DRIVEWAYS

PATIOS & POOL DECKS



STEPS & COPING



VERTICAL FEATURES



SMOOTH PAVERS AND WALLS



FOSSIL



GRANITE FUSION



OPAL BLEND



OAT BEIGE

FLAGSTONE PAVERS / PITCHED WALLS




FOSSIL



GRANITE FUSION

COPING



DARK CHARCOAL

WALL ACCENT




BLACK GRANITE


TEXTURED WALLS



FOSSIL




GRANITE FUSION



OPAL BLEND




DARK CHARCOAL



Beacon Hill™ COLLECTION

SMOOTH AND FLAGSTONE PAVERS

See page 102-106 for product details



RANDOM BUNDLE

// 22½ x 15

// 15 x 15

// 7½ x 15



// 7½ x 15

Smooth Only

SMOOTH SLAB

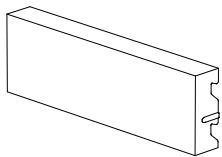
See page 104 for product details



// 22½ x 37½"

SMOOTH, PITCHED AND TEXTURED WALL AND STEP

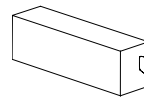
See pages 175-178 for product details



// U-Cara Fascia Panel

18 x 6"

// U-Cara Accent



9 x 3"

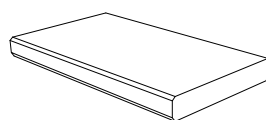
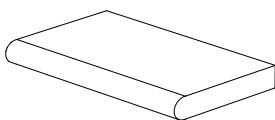
// 2 Unit Corner Bundle

21 x 6"

9 x 6"

SMOOTH COPING

See page 189 for product details



// 24 x 14"

Fullnose or Chamfered

ENDURACOLOR™

Umbriano®

COLLECTION

Sleek, modern look of granite





PATIOS & POOL DECKS

DRIVEWAYS
& ENTRANCES



STEPS & COPING




VERTICAL FEATURES



FRENCH GREY



GRENADA WHITE



SUMMER WHEAT



WINTER MARVEL




MIDNIGHT SKY



Umbriano® COLLECTION

PAVERS AND SLABS

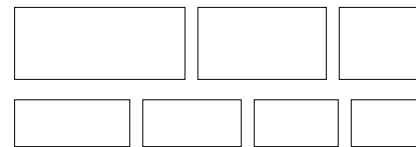
See pages 145 - 150 for product details



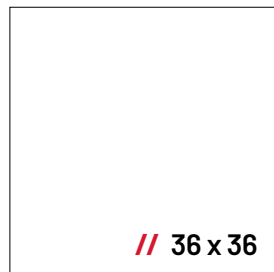
RANDOM BUNDLE

- // 21 x 14
- // 14 x 14
- // 7 x 14

ARTLINE BUNDLE



// 7 units



// 36 x 36



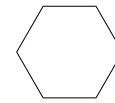
// 18 x 36



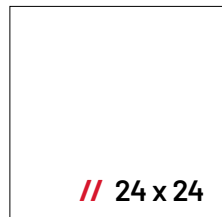
// 8 x 16



// 7 x 14



// Eco-Hex



// 24 x 24



// 21 x 35



// 12 x 24



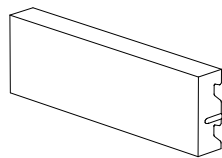
// 8 x 24

// 4 x 12



WALL AND STEPS

See pages 175-178 for product details



// U-Cara Fascia Panel

18 x 6"

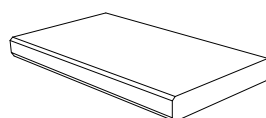
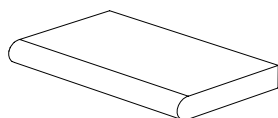
// 2 Unit Corner Bundle

21 x 6"

9 x 6"

COPING

See page 192 for product details



// 24 x 14"

Fullnose or Chamfered

ENDURACOLOR™

Urban™

COLLECTION


Out with the old, in with the Urban!





PATIOS & POOL DECKS

ENTRANCES
& WALKWAYS



STEPS & COPING



VERTICAL FEATURES





INDIANA BUFF



STERLING



DARK CHARCOAL



UrbanTM COLLECTION

PAVERS & SLABS

See page 152 for product details



// 18 x 36



// 18 x 24



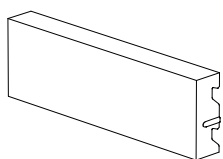
// 9 x 9"



// 7½ x 15

WALL AND STEP

See pages 175-178 for product details



// U-Cara Fascia Panel

18 x 6"

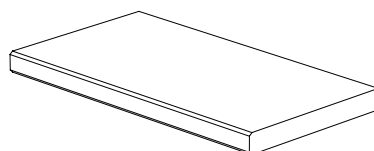
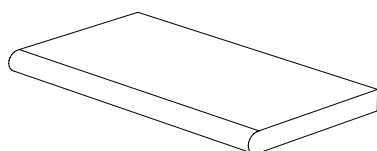
// 2 Unit Corner Bundle

21 x 6"

9 x 6"

COPING

See page 191 for product details



// 35½ x 19"

Fullnose or Chamfered

Natural Stone

PRODUCT LINE

Natural beauty that endures





PATIOS

ENTRANCES
& WALKWAYS



POOL DECKS


STEPS & COPING




Natural Stone

INDIVIDUAL SLABS


Sawn Edge




24 x 24
 $23\frac{3}{4} \times 23\frac{3}{4} \times \frac{7}{8}$ "
 590 x 590 x 22mm



12 x 24
 $11\frac{1}{2} \times 23\frac{3}{4} \times \frac{7}{8}$ "
 290 x 590 x 22mm



24 x 36
 $23\frac{3}{4} \times 35 \times \frac{7}{8}$ "
 590 x 890 x 22mm




18 x 24
 $17\frac{3}{8} \times 23\frac{3}{4} \times \frac{7}{8}$ "
 440 x 590 x 22mm


4 UNIT RANDOM BUNDLE

Sawn Edge


Stone Cliff Grey and Hearthstone only




24 x 24
 $23\frac{3}{4} \times 23\frac{3}{4} \times 1\frac{1}{2}$ "
 590 x 590 x 38mm



12 x 24
 $11\frac{1}{2} \times 23\frac{3}{4} \times 1\frac{1}{2}$ "
 290 x 590 x 38mm



24 x 36
 $23\frac{3}{4} \times 35 \times 1\frac{1}{2}$ "
 590 x 890 x 38mm




18 x 24
 $17\frac{3}{8} \times 23\frac{3}{4} \times 1\frac{1}{2}$ "
 440 x 590 x 38mm




CASCADE SANDSTONE ▲ NEW



GREYFIELD SANDSTONE ▲ NEW



STONE CLIFF GREY SANDSTONE



BLACK RIVER LIMESTONE

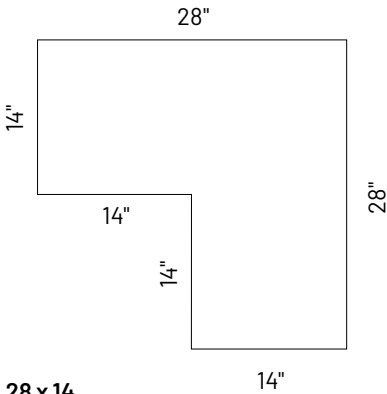


HEARTHSTONE LIMESTONE ▲ NEW
 Slabs only

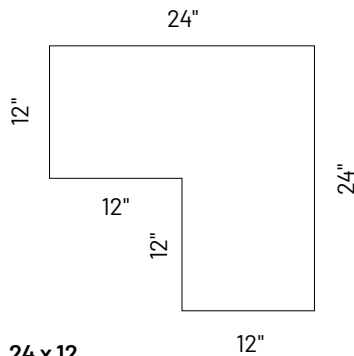
NEW CORNER COPING

Fullnose and Straight Edge

Corner coping provides seamless 90° corners for pool, walls and so much more.



28 x 14
28 x 14 x 2"
710 x 355 x 50

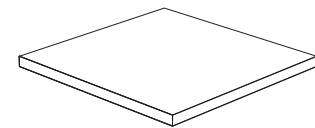


24 x 12
23⁵/₈ x 11⁷/₈ x 2"
600 x 300 x 50

NEW INSERT COPING

Sawn Edge

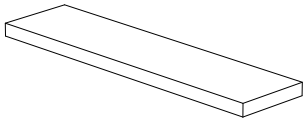
Insert coping is ideal for those retractable pool covers. Allowing easy access while keeping a continuous look and feel.



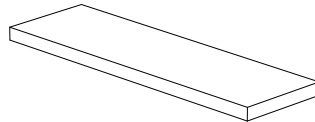
24 x 24 x 2"
600 x 600 x 50mm

COPING

Fullnose, Rockface and Straight Edge



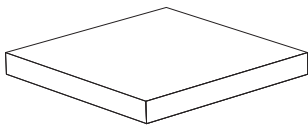
48 x 12
47¹/₂ x 11⁷/₈ x 2"
1200 x 300 x 50



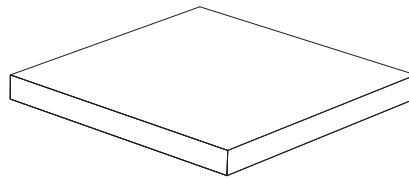
48 x 14
47¹/₂ x 14 x 2"
1200 x 355 x 50

PILLAR CAPS

Rockface and Straight Edge



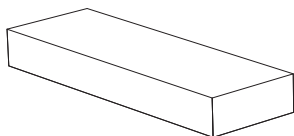
24" PILLAR CAP
23⁵/₈ x 23⁵/₈ x 2⁵/₈"
600 x 600 x 64mm



28" PILLAR CAP
28 x 28 x 2⁵/₈"
710 x 710 x 64mm

STEP

Rockface and Straight Edge



48 x 16
47¹/₄ x 15³/₄ x 5⁷/₈"
1200 x 400 x 150

EDGE DETAILS



Fullnose



Rockface



Straight Edge



Elegance

PRODUCT LINE

Deep rich colors and timeless textures






ENTRANCES
& WALKWAYS



DRIVEWAYS



PATIOS



VERTICAL FEATURES



Scan here for
project inspiration.

Copthorne®

Inspired by the enduring charm of European street pavers, Copthorne combines classic beauty with exceptional strength—up to four times that of traditional concrete. Crafted from varied stone textures, its authentic, richly colored surface elevates any space with sophistication and lasting resilience, making it the ultimate choice for a timeless elegance.

See page 112 for product details

 **ELEGANCE™**






Scan here for
project inspiration.

Courtstone®

With its polished finish and old-world sophistication, Courtstone transforms driveways and walkways into luxurious landscapes. Cast from authentic European cobblestones yet manufactured for exceptional interlock and ease of installation, its rich, versatile color palette makes Courtstone a go-to for creating striking driveways, intricate borders, and standout banding accents.

See page 114 for product details





Scan here for
project inspiration.


Richcliff®

Inspired by the rugged beauty of natural cut flagstone, Richcliff blends durability with timeless aesthetics for driveways, patios, and commercial spaces. Its multitude of stone textures create a seamlessly random, organic look that echos nature's design, yet it's built to withstand the elements without cracking or fading. Richcliff delivers timeless beauty with lasting resilience.

See page 134 for product details

 **ELEGANCE™**





Scan here for
project inspiration.

Town Hall®

Modeled after iconic North American clay pavers, Town Hall brings historic charm to traditional and permeable landscapes alike. Its deep colors and classic silhouette are ideal for borders, statement accents or driveways. Each paver is cast from a blend of surfaces to deliver a vintage, streetscape allure that enriches any project with a sense of heritage.

See page 140 for product details







Rivercrest®

Designed to evoke the timeless beauty of stacked flagstone, Rivercrest offers the elegance and character of natural stone with the durability, affordability, and ease of installation of a high-quality wall system. Perfect for garden walls and pillars, Rivercrest blends seamlessly with any landscape, offering an award-winning solution for modern yet classic outdoor design.



See page 170 for product details



Buff with Ledgestone™ coping





Pavers & Slabs

From traditional shapes and textures to the most advanced technology and unique styles, the choices available in our paver collection are unrivaled in the industry.



Color selection should be chosen from actual samples.


Corvara



Arcana™

Exclusive to **UNILOCK**

Perfect for roof decks and other
raised floor applications.



AVORIO



MODENA




CORVARA



VIVANTO

INDIVIDUAL UNITS PEDESTRIAN ONLY

Enhanced Surface



24 x 24
23⁷/₈ x 23⁷/₈ x 2"
606 x 606 x 50mm



18 x 24
17⁷/₈ x 23⁷/₈ x 2"
453 x 606 x 50mm



12 x 24
11⁷/₈ x 23⁷/₈ x 2"
301 x 606 x 50mm

Joint spacers are recommended for traditional on-grade applications.



TOP

Granite Fusion

BOTTOM

Umbriano finish mix (Winter Marvel and French Grey) blended on site

Color selection should be chosen from actual samples.



Artline™


SMOOTH FINISH



FOSSIL



GRANITE FUSION



GRANITE FUSION
 II Campo Finish - See page 128 for additional sizes

NEW UMBRIANO® FINISH - EASYCLEAN



WINTER MARVEL



FRENCH GREY



MIDNIGHT SKY

7 UNIT RANDOM BUNDLE DRIVE FRIENDLY



$7\frac{1}{2} \times 17\frac{3}{4} \times 2\frac{3}{4}$ "
 188 x 450 x 70mm

$7\frac{1}{2} \times 13\frac{3}{8} \times 2\frac{3}{4}$ "
 188 x 338 x 70mm

$7\frac{1}{2} \times 8\frac{7}{8} \times 2\frac{3}{4}$ "
 188 x 225 x 70mm



$4\frac{7}{8} \times 17\frac{3}{4} \times 2\frac{3}{4}$ "
 125 x 450 x 70mm

$4\frac{7}{8} \times 13\frac{3}{8} \times 2\frac{3}{4}$ "
 125 x 338 x 70mm

$4\frac{7}{8} \times 10\frac{3}{8} \times 2\frac{3}{4}$ "
 125 x 263 x 70mm


$4\frac{7}{8} \times 6\frac{3}{4} \times 2\frac{3}{4}$ "
 125 x 169 x 70mm



Color selection should be chosen from actual samples.

Pavers: Fossil with Holland Premier™ (Dark Charcoal) accents
Grill Island: U-Cara® Pitched (Fossil) and Smooth (Dark Charcoal) accent **Coping:** Brussels Fullnose™ (Charcoal)

Beacon Hill™ Flagstone



BIRCH



FOSSIL




SIERRA



GRANITE FUSION **▲ NEW**

3 UNIT RANDOM BUNDLE PEDESTRIAN ONLY




Large Rectangle
15 x 22½ x 2⅜"
380 x 570 x 60mm

Small Rectangle
7½ x 15 x 2⅜"
190 x 380 x 60mm

Square
15 x 15 x 2⅜"
380 x 380 x 60mm

SPECIAL ORDER
80 MM RANDOM BUNDLE
DRIVE FRIENDLY



Color selection should be chosen from actual samples.

Pavers: Granite Fusion with Copthorne® (Basalt and Steel Blue) accents
Fire Feature and Grill Island: Rivercrest™ Wall (Coastal Slate) with Natural Stone (Stone Cliff Grey) coping

Beacon Hill™ Smooth 60mm



OPAL BLEND



GRANITE FUSION



FOSSIL



BIRCH




GRINDSTONE



OAT BEIGE

▲ NEW

3 UNIT RANDOM BUNDLE PEDESTRIAN ONLY



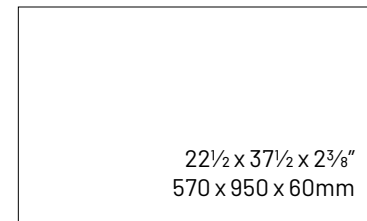
Large Rectangle
15 x 22½ x 2⅜"
380 x 570 x 60mm

Small Rectangle
7½ x 15 x 2⅜"
190 x 380 x 60mm

Square
15 x 15 x 2⅜"
380 x 380 x 60mm

SLAB PEDESTRIAN ONLY

Opal Blend, Granite Fusion and Fossil only



22½ x 37½ x 2⅜"
570 x 950 x 60mm

SMALL RECTANGLE SOLD SEPARATELY



Opal Blend

Granite Fusion

Fossil

Oat Beige

Dark Charcoal

7½ x 15 x 2⅜"
190 x 380 x 60mm




Beacon Hill™ Smooth


ENDURACOLOR™




*Special Order Product
Minimum quantities may apply*



OPAL BLEND




GRANITE FUSION



OAT BEIGE

3 UNIT RANDOM BUNDLE PEDESTRIAN ONLY



Large Rectangle
15 x 22½ x 2⅜"
380 x 570 x 60mm

Small Rectangle
7½ x 15 x 2⅜"
190 x 380 x 60mm

Square
15 x 15 x 2⅜"
380 x 380 x 60mm

SMALL RECTANGLE SOLD SEPARATELY



Opal Blend



Granite Fusion



Oat Beige



Dark Charcoal

7½ x 15 x 2⅜"
190 x 380 x 60mm


Granite Fusion

Color selection should be chosen from actual samples.



Beacon Hill™ Smooth 80mm

ENDURACOLOR™

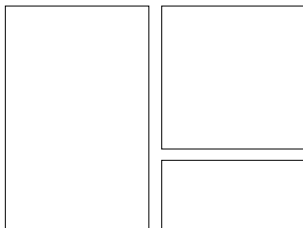


GRANITE FUSION



FOSSIL

3 UNIT RANDOM BUNDLE DRIVE FRIENDLY



Large Rectangle
21¼ x 14½ x 3⅛"
540 x 359 x 80mm

Small Rectangle
7⅛ x 14½ x 3⅛"
180 x 359 x 80mm

Square
14½ x 14½ x 3⅛"
359 x 359 x 80mm

Color selection should be chosen from actual samples.

Granite Fusion




Color selection should be chosen from actual samples.

Steel Mountain with Cophorne® (Basalt) accent




Bristol Valley®


Exclusive to **UNILOCK**



STEEL MOUNTAIN




FOSSIL



BAVARIAN

3 UNIT RANDOM BUNDLE PEDESTRIAN ONLY



Large Rectangle
15 x 22½ x 2⅜"
380 x 570 x 60mm

Small Rectangle
7½ x 15 x 2⅜"
190 x 380 x 60mm

Square
15 x 15 x 2⅜"
380 x 380 x 60mm



Color selection should be chosen from actual samples.

Sandstone with Copthorne® (3 Color Blend) accents and Rivercrest™ Wall (Buff)


Brussels Block®



SANDSTONE




LIMESTONE




MAHOGANY ASH



COFFEE CREEK



SIERRA Coming Soon



CHARCOAL Half Stone Only

INDIVIDUAL UNITS DRIVE FRIENDLY

 Antiqued Finish



XL Stone
8 $\frac{1}{4}$ x 13 $\frac{3}{4}$ x 2 $\frac{3}{4}$ "
208 x 348 x 70mm



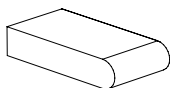
Standard Stone
6 $\frac{7}{8}$ x 8 $\frac{1}{4}$ x 2 $\frac{3}{4}$ "
173 x 208 x 70mm



Half Stone
4 x 6 $\frac{7}{8}$ x 2 $\frac{3}{4}$ "
104 x 173 x 70mm

FULLNOSE COPING

 Antiqued Finish



5 $\frac{7}{8}$ x 11 $\frac{7}{8}$ x 2 $\frac{3}{4}$ "
150 x 300 x 70mm




Color selection should be chosen from actual samples.

3 Color Blend with Richcliff® (Dawn Mist)




Copthorne®


Exclusive to **UNILOCK**




BURGUNDY RED




BURNT CLAY




OLD OAK




3 COLOR BLEND
Blended on Site




ARCTIC GREY



STEEL BLUE




BASALT



3 COLOR GREY BLEND
Blended on Site

INDIVIDUAL UNIT DRIVE FRIENDLY

 $2\frac{5}{8} \times 7\frac{7}{8} \times 2\frac{3}{8}$ "
65 x 200 x 60mm



Color selection should be chosen from actual samples.

Basalt



Courtstone®

Exclusive to **UNILOCK**



BASALT




BELGIAN BLUE Special Order



BASALT / BELGIAN BLUE Blended on Site



DAWN MIST Special Order



PEBBLE TAUPE Special Order



DAWN MIST / PEBBLE TAUPE
Blended on Site

5 UNIT RANDOM BUNDLE DRIVE FRIENDLY



XL Rectangle
5 1/8 x 8 3/8 x 2 3/8"
130 x 215 x 60mm

Large Rectangle
5 1/8 x 7 1/4 x 2 3/8"
130 x 185 x 60mm


Small Rectangle
5 1/8 x 5 3/4 x 2 3/8"
130 x 145 x 60mm

Rectangle
5 1/8 x 6 1/2 x 2 3/8"
130 x 165 x 60mm

Square
5 1/8 x 5 1/8 x 2 3/8"
130 x 130 x 60mm



NEW


Eco-Hex™ 

ENDURACOLOR™

 **EasyClean™**



WINTER MARVEL



FRENCH GREY

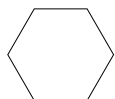


MIDNIGHT SKY

INDIVIDUAL UNIT PERMEABLE DRIVE FRIENDLY

Umbriano® Finish

Exclusive to **JNLOCK**



8 x 8
 $7\frac{7}{8} \times 7\frac{7}{8} \times 2\frac{3}{8}$ "
 200 x 200 x 60mm
Lead time required.

Color selection should be chosen from actual samples.

French Grey, Winter Marvel and Midnight Sky (Blended on site)



NEW

Eco-Promenade® EcoTerra

ENDURACOLOR™



LIGHT OPAL BLEND



LIGHT STEEL GREY BLEND

*Special Order Product
Minimum quantities may apply*



EcoTerra 

Reduced carbon emissions and refined surface protection

INDIVIDUAL UNIT PERMEABLE DRIVE FRIENDLY

 Enhanced Surface

4 x 12
3 7/8 x 11 7/8 x 3 1/8"
100 x 300 x 80mm 

Color selection should be chosen from actual samples.

Light Steel Grey Blend



Eco-Promenade® Series™

ENDURACOLOR™



ARCTIC GREY



NORDIC STAR

INDIVIDUAL UNIT PERMEABLE DRIVE FRIENDLY Enhanced Surface

4 x 12

3 7/8 x 11 7/8 x 3 1/8"

100 x 300 x 80mm



*Special Order Product
Minimum quantities may apply*

Color selection should be chosen from actual samples.

Arctic Grey and Nordic Start with custom inlay



Eco-Promenade®  Umbriano® **ENDURACOLOR™**
 EasyClean™



WINTER MARVEL



FRENCH GREY



MIDNIGHT SKY

INDIVIDUAL UNIT DRIVE FRIENDLY

4 x 12
 3 7/8 x 11 7/8 x 3 1/8"
 100 x 300 x 80mm

Special Order Product
Minimum quantities may apply

Color selection should be chosen from actual samples.

French Grey



Eco-Priora™



BEECHWOOD

INDIVIDUAL UNIT PERMEABLE DRIVE FRIENDLY



5 x 10
4³/₄ x 9¹/₂ x 3¹/₈"
120 x 240 x 80mm


Color selection should be chosen from actual samples.

Beechwood



Eco-Priora™ Premier

ENDURACOLOR™



GRANITE FUSION



FOSSIL

INDIVIDUAL UNIT PERMEABLE DRIVE FRIENDLY



5 x 10
4¾ x 9½ x 3⅞"
120 x 240 x 80mm

Color selection should be chosen from actual samples.

Granite Fusion



Color selection should be chosen from actual samples.

Sabia(Hex) with Copthorne® (Basalt) border and U-Cara® Smooth (Granite Fusion) wall with Ledgestone™ (Buff) coping



Granito™

Exclusive to **UNILOCK**

3 UNIT RANDOM BUNDLE

FLAGSTONE TEXTURE



NOTTE




SABIA



SCURO

3 UNIT RANDOM BUNDLE PEDESTRIAN ONLY



Large Rectangle
14¼ x 21¼ x 2⅜"
360 x 540 x 60mm

Small Rectangle
7 x 14¼ x 2⅜"
180 x 360 x 60mm

Square
14¼ x 14¼ x 2⅜"
360 x 360 x 60mm

*Special Order Product
Minimum quantities may apply*

HEX UNIT DRIVE FRIENDLY

SMOOTH TEXTURE



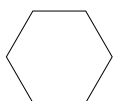
NOTTE



SABIA



SCURO



8 x 8
7⅞ x 7⅞ x 2¾"
200 x 200 x 70mm

*Special Order Product
Minimum quantities may apply*



Hex™

ENDURACOLOR™

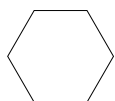


GRANITE FUSION



DARK CHARCOAL

INDIVIDUAL UNIT DRIVE FRIENDLY



8 x 8
7⁷/₈ x 7⁷/₈ x 2³/₄"
200 x 200 x 70mm

Color selection should be chosen from actual samples.

Granite Fusion and Dark Charcoal (Blended on site) with Series™ (Onyx Black) accent



Hollandstone™



BEECHWOOD



RUSTIC RED



TERRA COTTA

INDIVIDUAL UNITS DRIVE FRIENDLY



4 x 8
3 7/8 x 7 7/8 x 2 3/8"
100 x 200 x 60mm




4 x 8
3 7/8 x 7 7/8 x 3 1/8"
100 x 200 x 80mm

80MM
Special Order

Color selection should be chosen from actual samples.

Terra Cotta



Color selection should be chosen from actual samples.

Fossil with Dark Charcoal accent

Holland Premier™



GRANITE FUSION



DARK CHARCOAL



INDIANA BUFF



FOSSIL



CHARLESTON

INDIVIDUAL UNIT DRIVE FRIENDLY



4 x 8
3⁷/₈ x 7⁷/₈ x 2³/₈"
100 x 200 x 60mm




TOP Light Grey (8x24)

BOTTOM Dark Charcoal (4x8) with Brussels Dimensional Stone® (Coffee Creek) and LedgeStone™ coping (Buff)

Il Campo®



DRIVE FRIENDLY
Brushed Finish

4 x 8

 3⁷/₈ x 7⁷/₈ x 2³/₄" *Special Order Product*
 100 x 200 x 70mm *Minimum quantities may apply*

DARK CHARCOAL

PROMENADE DRIVE FRIENDLY

Brushed Finish




LIGHT GREY




GRANITE FUSION




DARK CHARCOAL

8 x 24

 7⁷/₈ x 23⁵/₈ x 4"
 200 x 600 x 100mm


4 x 12

 3⁷/₈ x 11⁷/₈ x 4"
 100 x 300 x 100mm *Special Order Product*
 Minimum quantities may apply

ARTLINE DRIVE FRIENDLY

Brushed Finish



GRANITE FUSION




7 Unit Random Bundle
 See page 100 for details.



Mattoni™

ENDURACOLOR™



GRANITE FUSION



DARK CHARCOAL



SABLE BLEND



COCOA BROWN

INDIVIDUAL UNIT DRIVE FRIENDLY

Exclusive to **JNIBLOCK™**



2³/₈ x 9¹/₂ x 2³/₈"
60 x 240 x 60mm


Color selection should be chosen from actual samples.

Sable Blend with Cocoa Brown accent



Nordic Cobble™


ENDURACOLOR™



OPAL BLEND



GRANITE FUSION



DARK CHARCOAL

INDIVIDUAL UNIT PERMEABLE DRIVE FRIENDLY

Exclusive to **JNIOLOCK**



Trapezoid
3⁵/₈ x 3³/₄ x 2³/₈"
89.9 x 94 x 60mm

Color selection should be chosen from actual samples.

Dark Charcoal



Color selection should be chosen from actual samples.


Opal Blend, Steel Grey Blend, Granite Blend and Black Granite with Beacon Hill™ Slab (Opal) walkway

Promenade™


SMOOTH FINISH DRIVE FRIENDLY




OPAL BLEND




STEEL GREY BLEND




SANDY BEIGE 4x12 Only



8 x 24
7⁷/₈ x 23⁵/₈ x 4"
200 x 600 x 100mm



4 x 16
3⁷/₈ x 15³/₄ x 4"
100 x 400 x 100mm




4 x 12
3⁷/₈ x 11⁷/₈ x 4"
100 x 300 x 100mm

IL CAMPO FINISH DRIVE FRIENDLY

Brushed Finish




LIGHT GREY




GRANITE FUSION



DARK CHARCOAL



8 x 24
7⁷/₈ x 23⁵/₈ x 4"
200 x 600 x 100mm



4 x 16
3⁷/₈ x 15³/₄ x 4"
100 x 400 x 100mm


See page 128 for additional sizes.

SERIES FINISH DRIVE FRIENDLY


Exposed Granite



BLACK GRANITE




8 x 24
7⁷/₈ x 23⁵/₈ x 4"
200 x 600 x 100mm



4 x 12
3⁷/₈ x 11⁷/₈ x 4"
100 x 300 x 100mm

See page 136 for additional sizes.



Color selection should be chosen from actual samples.

Dawn Mist




Richcliff®


Exclusive to **UNILOCK**



SMOKE SHALE



DAWN MIST

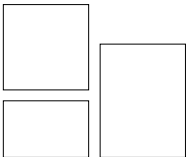


PEBBLE TAUPE




PEBBLE TAUPE / DAWN MIST
Blended on Site

3 UNIT RANDOM BUNDLE DRIVE FRIENDLY



Rectangle	Square	Small Rectangle
8 ⁷ / ₈ x 11 ⁷ / ₈ x 2 ³ / ₈ "	8 ⁷ / ₈ x 8 ⁷ / ₈ x 2 ³ / ₈ "	5 ⁷ / ₈ x 8 ⁷ / ₈ x 2 ³ / ₈ "
226 x 300 x 60mm	226 x 226 x 60mm	150 x 226 x 60mm

LARGE RECTANGLE PEDESTRIAN ONLY



11⁷/₈ x 20⁷/₈ x 2³/₈"
302 x 528 x 60mm



TOP Arctic Grey and Nordic Star

LEFT Artline™ (Granite Fusion) with Onyx Black accent

RIGHT Lineo Dimensional Stone (Granite Blend) with Onyx Black accent and LedgeStone™ (Grey) coping and pillar cap

Series™

60MM DRIVE FRIENDLY

Exposed Granite



4 x 8
3⁷/₈ x 7⁷/₈ x 2³/₈"
100 x 200 x 60mm

ONYX BLACK

80 MM PERMEABLE DRIVE FRIENDLY

Exposed Granite



ARCTIC GREY



NORDIC STAR



4 x 12
3⁷/₈ x 11⁷/₈ x 3¹/₈"
100 x 300 x 80mm

Special Order Product
Minimum quantities may apply



Skyline™

ENDURACOLOR™




SILVER GREY



CHAMOIS

Perfect for roof decks
and other raised
floor applications.

Ask us about our new Skyview™
pedestal system.



SLAB
PEDESTRIAN ONLY

24 x 24
23⁵/₈ x 23⁵/₈ x 2³/₈"
606 x 606 x 60mm

Special Order Product
Minimum quantities may apply



Soreno™

ENDURACOLOR™



EasyClean™



TOSCANA BEIGE



LIGHT GRANITE



DARK CHARCOAL (*Blasted Surface*)

INDIVIDUAL UNIT PEDESTRIAN ONLY

Exclusive to **JNIBLOCK**



Enhanced Surface

16 x 32 x 2"
407 x 815 x 50mm

Color selection should be chosen from actual samples.

Dark Charcoal with Mattoni™ (Granite Fusion) paver rug Fire pit: U-Cara® Smooth (Granite Fusion)



Color selection should be chosen from actual samples.

3 Color Blend



Town Hall®

Exclusive to **UNILOCK**™



BURGUNDY RED



BURNT CLAY



OLD OAK




3 COLOR BLEND Blended on Site



BASALT

INDIVIDUAL UNIT PERMEABLE DRIVE FRIENDLY

 $3\frac{3}{8} \times 9\frac{7}{8} \times 2\frac{3}{4}$ "
100 x 250 x 70mm



Color selection should be chosen from actual samples.

Granite Fusion with Copthorne® (Basalt) accent and U-Cara® Smooth (Granite Fusion) with Ledgestone™ (Buff) coping

Treo[®] Smooth

ENDURACOLOR™

SMOOTH FINISH



GRANITE FUSION



FOSSIL



TUSCANY

NEW CLASSIC COAT




LIMESTONE



GRINDSTONE

3 UNIT RANDOM BUNDLE PERMEABLE DRIVE FRIENDLY



Large Rectangle
8⁷/₈ x 13³/₈ x 2³/₈"
225 x 338 x 60mm

Square
8⁷/₈ x 8⁷/₈ x 2³/₈"
225 x 225 x 60mm

Small Rectangle
4¹/₂ x 8⁷/₈ x 2³/₈"
114 x 225 x 60mm



Thornbury™ 

ENDURACOLOR™

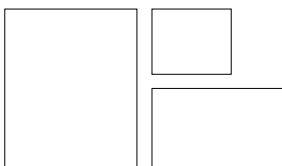


BIRCH



SIERRA

3 UNIT RANDOM BUNDLE PERMEABLE DRIVE FRIENDLY



Large Rectangle
 $13\frac{7}{8} \times 16\frac{5}{8} \times 2\frac{3}{4}$ "
 350 x 420 x 70mm

Medium Rectangle
 $13\frac{7}{8} \times 8\frac{3}{8} \times 2\frac{3}{4}$ "
 350 x 210 x 70mm

Small Rectangle
 $6\frac{7}{8} \times 8\frac{3}{8} \times 2\frac{3}{4}$ "
 173 x 210 x 70mm

Color selection should be chosen from actual samples.

Sierra with Town Hall® (Basalt) accent



Tribeca Cobble™

ENDURACOLOR™



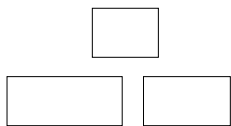
COBALT GREY



PEPPERED GRANITE

Exposed Granite

3 UNIT RANDOM BUNDLE PERMEABLE DRIVE FRIENDLY



Large Rectangle
5 x 12 x 2 3/4"
130 x 305 x 70mm

Medium Rectangle
5 x 9 x 2 3/4"
130 x 230 x 70mm

Small Rectangle
5 x 7 x 2 3/4"
130 x 175 x 70mm

*Special Order Product
Minimum quantities may apply*

Color selection should be chosen from actual samples.



Color selection should be chosen from actual samples.


Grenada White with Umbriano coping and U-Cara® seat wall (Grenada White)




Umbriano®

50 & 60mm


Exclusive to **JNIBLOCK**




SUMMER WHEAT



WINTER MARVEL



GRENADA WHITE




FRENCH GREY



MIDNIGHT SKY

3 UNIT RANDOM BUNDLE PEDESTRIAN ONLY



Large Rectangle
14 x 21 x 2³/₈"
360 x 540 x 60mm

Small Rectangle
7 x 14 x 2³/₈"
180 x 360 x 60mm

Square
14 x 14 x 2³/₈"
360 x 360 x 60mm

Small Rectangle*

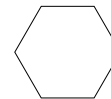
7 x 14 x 2³/₈"
180 x 360 x 60mm
Midnight Sky only



ECO-HEX*

DRIVE FRIENDLY


Winter Marvel, French Grey and Midnight Sky



8 x 8
7¹/₈ x 7¹/₈ x 2³/₈"
200 x 200 x 60mm



60MM SLABS* PEDESTRIAN ONLY




21¹/₄ x 35¹/₂ x 2³/₈"
540 x 900 x 60mm




18 x 36
17³/₄ x 35¹/₂ x 2³/₈"
450 x 900 x 60mm
Midnight Sky only

NEW 50MM SLABS* PEDESTRIAN ONLY



12 x 24
11⁷/₈ x 23⁵/₈ x 2"
300 x 600 x 50mm



24 x 24
23⁵/₈ x 23⁵/₈ x 2"
600 x 600 x 50mm

* Lead time required.



Color selection should be chosen from actual samples.


Winter Marvel




Umbriano®

80mm


Exclusive to **UNILOCK**




SUMMER WHEAT



WINTER MARVEL




GRENADA WHITE



FRENCH GREY

3 UNIT RANDOM BUNDLE* DRIVE FRIENDLY



Large Rectangle
14 x 21 x 3/8"
360 x 540 x 80mm

Small Rectangle
7 x 14 x 3/8"
180 x 360 x 80mm

Square
14 x 14 x 3/8"
360 x 360 x 80mm

SMALL RECTANGLE*
SOLD SEPARATELY



7 x 14 x 3/8"
180 x 360 x 80mm

4 x 12* PERMEABLE DRIVE FRIENDLY




3 7/8 x 11 7/8 x 3/8"
100 x 300 x 80mm

Available in French Grey, Winter Marvel and Midnight Sky only.
See previous page for swatches.

See pages 116-118 for additional finishes.

* Lead time required.



Color selection should be chosen from actual samples.

Summer Wheat




Umbriano®

70 & 100mm


Exclusive to **JNIOCK**




SUMMER WHEAT




WINTER MARVEL



GRENADA WHITE




FRENCH GREY



MIDNIGHT SKY


70MM* PEDESTRIAN ONLY



24 x 24
23 5/8 x 23 5/8 x 2 3/4"
600 x 600 x 70mm



8 x 24
7 7/8 x 23 5/8 x 2 3/4"
200 x 600 x 70mm



12 x 24
11 7/8 x 23 5/8 x 2 3/4"
300 x 600 x 70mm



8 x 16
7 7/8 x 15 3/4 x 2 3/4"
200 x 400 x 70mm

ARTLINE BUNDLE* DRIVE FRIENDLY

Available in French Grey, Winter Marvel
and Midnight Sky only



7 Unit Random Bundle

See page 100 for other finishes.

100MM DRIVE FRIENDLY

SPECIAL ORDER



36 x 36
35 1/2 x 35 1/2 x 3 7/8"
900 x 900 x 100mm

NEW



18 x 36
17 3/4 x 35 1/2 x 3 7/8"
450 x 900 x 100mm

NEW

* Lead time required.



Color selection should be chosen from actual samples.

Indiana Buff

Urban™

Available in Linen Buff and Linen Grey




Factory sealed for integral stain resistance




INDIANA BUFF



STERLING




LINEN BUFF*
Slabs only



LINEN GREY*
Slabs only

3 UNIT RANDOM BUNDLE PEDESTRIAN ONLY



Large Rectangle
15 x 22½ x 2⅜"
380 x 570 x 60mm

Small Rectangle
7½ x 15 x 2⅜"
190 x 380 x 60mm

Square
15 x 15 x 2⅜"
380 x 380 x 60mm

Indiana Buff and Sterling only

SMALL RECTANGLE*

SOLD SEPARATELY



7½ x 15 x 2⅜"
190 x 380 x 60mm

Indiana Buff and Sterling only

SLABS PEDESTRIAN ONLY



18 x 36
17¾ x 35½ x 2⅜"
450 x 900 x 60mm

Indiana Buff and Sterling only

18 x 36*
17¾ x 35½ x 4"
450 x 900 x 100mm



18 x 24
17¾ x 23⅝ x 2⅜"
450 x 600 x 60mm

INDIVIDUAL UNIT PEDESTRIAN ONLY



Dark Charcoal



9 x 9 x 2⅜"
228 x 228 x 60mm

Dark Charcoal only

* Lead time required.




Color selection should be chosen from actual samples.

Granite

Westport™




GRANITE



BEECHWOOD

3 UNIT RANDOM BUNDLE DRIVE FRIENDLY



Large Rectangle
10 x 15 x 2³/₄"
254 x 380 x 70mm

Square
10 x 10 x 2³/₄"
254 x 254 x 70mm

Rectangle
5 x 10 x 2³/₄"
127 x 254 x 70mm

Porcelain Tile



Special Order
Minimum quantities may apply

Suitable for pool decks, wood decks,
patios, entrances and concrete overlays.

24 x 24 PEDESTRIAN ONLY



GOTHAM GRAY



GOTHAM NERO



GOTHAM BIANCO



TRAVSTONE BEIGE



TRAVSTONE GRAY



CHAMONIX GRAY



CHAMONIX DARK GRAY



CHAMONIX BEIGE



CHAMONIX BIANCO




WEST 57TH GRAY



WEST 57TH BIANCO



ESSENTIAL WHITE




ESSENTIAL GRAY




ESSENTIAL GRAPHITE




ESSENTIAL BEIGE



NEW ENGLAND WHITE



NEW ENGLAND IVORY




NEW ENGLAND COLD GRAY



NATURE CARRARA



NATURE DOLOMITE



24 x 24
23⁵/₈ x 23⁵/₈ x 3/4"
600 x 600 x 20mm

Lead time required.

Please contact your contractor or a local Unilock
Authorized Dealer for more information and availability.




Nature Dolomite

16 x 32 PEDESTRIAN ONLY




ARBOR BIANCO



NEW ENGLAND WHITE




NEW ENGLAND IVORY



NEW ENGLAND COLD GRAY



QUARTZITE GRAY



TRAVSTONE GRAY



TRAVSTONE BEIGE



QUARTZITE DARK GRAY



QUARTZITE SAND



QUARTZITE BIANCO



16 x 32
 15¾ x 31½ x ¾"
 400 x 800 x 20mm

Lead time required.





Retaining Walls & Vertical Features

Unlimited creative possibilities exist for retaining soil or building vertical features like grill islands and fire pits.

Pavers: Treo® Smooth with Hex™ and Copthorne® accent
Wall: U-Cara® Wall Mount System with U-Cara Smooth Fascia Panels



TOP Limestone with Beacon Hill™ Smooth (Granite Fusion) paver

LEFT Sierra with Bristol Valley® (Granite Fusion) and Copthorne® (Basalt) accent pavers

RIGHT Sierra with Copthorne (Basalt) accent and LedgeStone coping (Buff)

Color selection should be chosen from actual samples.

Brussels Dimensional Stone®



COFFEE CREEK



SANDSTONE



LIMESTONE



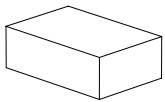
MAHOGANY



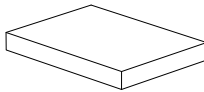
SIERRA Coming soon



CHARCOAL



STANDARD
11⁷/₈ x 7⁷/₈ x 3³/₈"
300 x 200 x 100mm



UNIVERSAL BASE UNIT
19 x 14 x 2¹/₄"
482 x 355 x 55mm

SUNSET FIRE PIT KITS



Available in round and square.
See page 182 for additional information.

Round Fire pit kits not available in Charcoal.




TOP

Sierra with Copthorne® (Basalt) accent
Paver: Beacon Hill™ Flagstone (Birch)

BOTTOM

Sierra with Ledgestone™ Fullnose
coping (Buff)



Color selection should be chosen from actual samples.

Estate Wall™



GRANITE

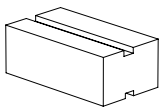


SANDSTONE

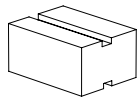


SIERRA

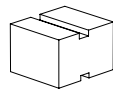
3 UNIT 6" BUNDLE



6" Large Unit
15 x 9 x 5 7/8"
380 x 230 x 150mm

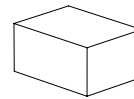


6" Medium Unit
12 5/8 x 9 x 5 7/8"
320 x 230 x 150mm

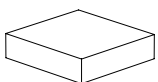


6" Small Unit
9 7/8 x 9 x 5 7/8"
250 x 230 x 150mm

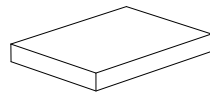
6" PILLAR/CORNER



12 5/8 x 9 x 5 7/8"
320 x 230 x 150mm



COPING
12 5/8 x 11 7/8 x 3"
320 x 300 x 75mm



UNIVERSAL BASE UNIT
19 x 14 x 2 1/4"
482 x 355 x 55mm



TOP Granite with Holland Premier™ (Dark Charcoal) banding and Treo® Smooth (Granite Fusion) pavers with Holland Premier (Dark Charcoal) accent

LEFT Sandstone with Mattoni™ (Dark Charcoal) accent and LedgeStone™ (Buff) coping

RIGHT Graphite with Granite accent and Natural Stone (Black River) coping

Color selection should be chosen from actual samples.

Lineo™ Dimensional Stone



GRANITE

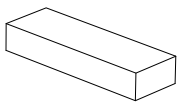


GRAPHITE

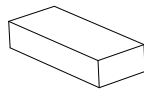


SANDSTONE

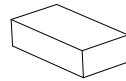
4 UNIT RANDOM BUNDLE



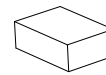
$23\frac{5}{8} \times 7\frac{7}{8} \times 3\frac{3}{8}$ "
600 x 200 x 100mm



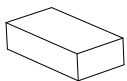
$19\frac{3}{4} \times 7\frac{7}{8} \times 3\frac{3}{8}$ "
500 x 200 x 100mm



$15\frac{3}{4} \times 7\frac{7}{8} \times 3\frac{3}{8}$ "
400 x 200 x 100mm



$11\frac{7}{8} \times 7\frac{7}{8} \times 3\frac{3}{8}$ "
300 x 200 x 100mm



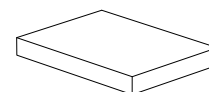
PILLAR / CORNER
 $11\frac{7}{8} \times 7\frac{7}{8} \times 3\frac{3}{8}$ "
300 x 200 x 100mm

LINEO FIRE PIT



◀ **NEW**

Fire pit insert sold separately.
See page 182 for more details.



UNIVERSAL BASE UNIT
 $19 \times 14 \times 2\frac{1}{4}$ "
482 x 355 x 55mm



Pisa™



GRANITE



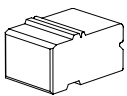
CHARCOAL



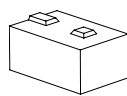
BEECHWOOD



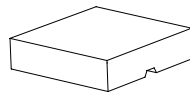
SANDSTONE



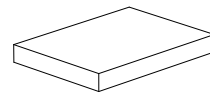
STANDARD
 $7\frac{7}{8} \times 11\frac{7}{8} \times 5\frac{7}{8}$ "
 200 x 300 x 150mm



CORNER
 $7\frac{7}{8} \times 11\frac{7}{8} \times 5\frac{7}{8}$ "
 200 x 300 x 150mm



COPING
 $11\frac{7}{8} \times 11\frac{7}{8} \times 3$ "
 300 x 300 x 75mm



UNIVERSAL BASE UNIT
 $19 \times 14 \times 2\frac{1}{4}$ "
 482 x 355 x 55mm

Color selection should be chosen from actual samples.

Beechwood with Beacon Hill™ Flagstone (Granite Fusion) pavers



Pisa™ XL Smooth



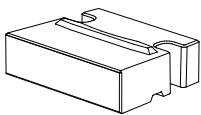
GRANITE



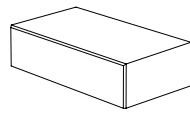
FIELDSTONE



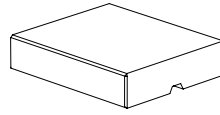
SANDSTONE



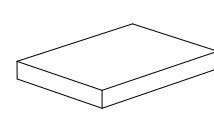
XL TAPERED
 $15\frac{3}{4} \times 11\frac{7}{8} \times 5\frac{7}{8}$ "
 400 x 300 x 150 mm



CORNER
 $15\frac{3}{4} \times 7\frac{7}{8} \times 5\frac{7}{8}$ "
 400 x 200 x 150 mm



COPING
 $15\frac{3}{4} \times 12\frac{3}{4} \times 3$ "
 400 x 325 x 75 mm



UNIVERSAL BASE UNIT
 19 x 14 x 2 $\frac{1}{4}$ "
 482 x 355 x 55mm

Color selection should be chosen from actual samples.

Granite



- TOP** Natural Grey with Beacon Hill™ Smooth pavers and Mattoni™ accents and LedgeStone™ coping
- LEFT** Sandstone with Charcoal accent and LedgeStone (Buff) coping
- RIGHT** Natural Grey

Color selection should be chosen from actual samples.

COMING SOON

NEW

QUARRY SMOOTH

Quarry™ Smooth



NATURAL GREY

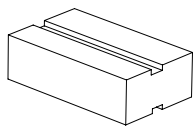


CHARCOAL

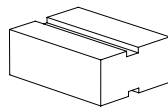


SANDSTONE

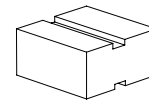
3 UNIT RANDOM BUNDLE



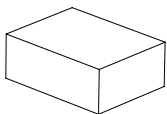
15" Unit
15 (12) x 9 x 4½"
380 x 230 x 114mm



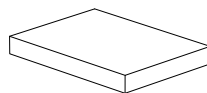
12" Unit
12 (9) x 9 x 4½"
305 x 230 x 114mm



9" Unit
9 (6) x 9 x 4½"
230 x 230 x 114mm



STANDARD/CORNER
12 x 9 x 4½"
307 x 230 x 114mm



UNIVERSAL BASE UNIT
19 x 14 x 2¼"
482 x 355 x 55mm



TOP Coastal Slate with Richcliff® (Dawn Mist) pavers

LEFT Coastal Slate with Copthorne® (Basalt) accent and Ledgestone™ (Grey) coping

RIGHT Coastal Slate with Natural Stone (Black River) coping

Color selection should be chosen from actual samples.

Rivercrest® Wall



Exclusive to **JNIBLOCK**



COASTAL SLATE



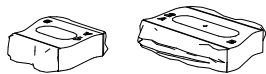
BUFF



2013

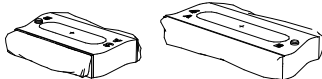
Rivercrest received the "red dot" award for high design quality and innovation.

4 UNIT RANDOM BUNDLE



Standard Unit 1
8 x 9-10 x 2¼"
200 x 230-250 x 57mm

Standard Unit 2
12 x 9-10 x 2¼"
300 x 230-250 x 57mm



Standard Unit 3
12 x 9-10 x 2¼"
300 x 230-250 x 57mm

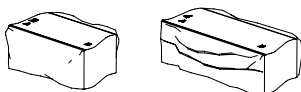
Standard Unit 4
17 x 9-10 x 2¼"
425 x 230-250 x 57mm

4 UNIT JUMPER BUNDLE **COMING SOON**



Jumper Unit 1
8 x 9-10 x 4½"
200 x 230-250 x 114mm

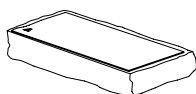
Jumper Unit 2
12 x 9-10 x 4½"
300 x 230-250 x 114mm



Jumper Unit 3
12 x 9-10 x 4½"
300 x 230-250 x 114mm

Jumper Unit 4
17 x 9-10 x 4½"
425 x 230-250 x 114mm

2 UNIT CORNER BUNDLE



Long Corner Unit
17½ x 9-10 x 2¼"
450 x 230-250 x 57mm

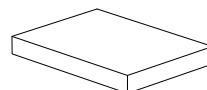


Short Corner Unit
14½ x 9-10 x 2¼"
375 x 230-250 x 57mm

RIVERCREST FIRE PIT KIT **COMING SOON**



Fire pit kit insert sold separately. See page 182 for more details.



UNIVERSAL BASE UNIT

19 x 14 x 2¼"
482 x 355 x 55mm

PILLAR UNIT

COMING SOON

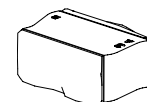


20 x 20 x 4½"
500 x 500 x 114mm
Center opening 9 x 9"



Completed Unit Shown
Pillar cap Sold Separately

JUMPER CORNER UNIT




COMING SOON

12 x 9-10 x 4½"
450 x 230-250 x 114mm



TOP Fieldstone
BOTTOM Granite

SienaEdge™



GRANITE

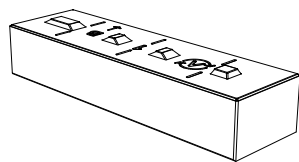


FIELDSTONE



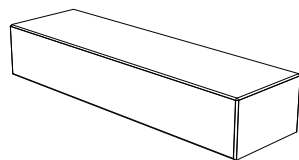
CHARCOAL

STANDARD / CORNER UNIT



$39\frac{3}{8} \times 11\frac{1}{2} \times 7"$
 $1000 \times 290 \times 180\text{mm}$

COPING



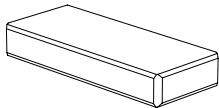
$39\frac{3}{8} \times 11\frac{1}{2} \times 7"$
 $1000 \times 290 \times 180\text{mm}$

NOTE: Coping Unit can also act as a closed end unit with the unique patented locking mechanism.



SienaStone™

SPECIAL ORDER

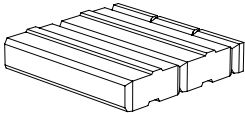


CLOSED-END COPING
 20 x 47 1/4 x 7 1/4"
 500 x 1200 x 185mm

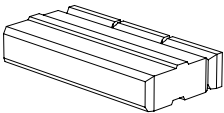


NATURAL

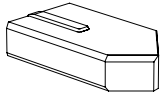
STOCK ITEMS



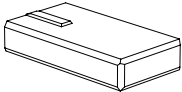
STANDARD 925
 37 1/2 x 47 1/4 x 7 1/4"
 925 x 1200 x 185mm



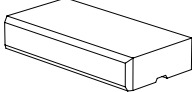
STANDARD 500
 20 x 47 1/4 x 7 1/4"
 500 x 1200 x 185mm



CORNER 45°
(LEFT & RIGHT)
 20 x 43 1/3 x 7 1/4"
 500 x 1100 x 185mm



CORNER 90°
(LEFT & RIGHT)
 20 x 43 1/3 x 7 1/4"
 500 x 1100 x 185mm



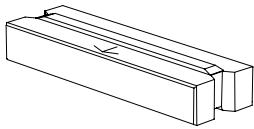
COPING
 20 x 47 1/4 x 7 1/4"
 500 x 1200 x 185mm

Color selection should be chosen from actual samples.

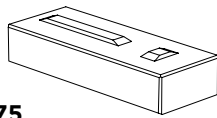


SienaStone™ Smooth

INDIVIDUAL UNITS



STANDARD 375
 $14\frac{3}{4} \times 47\frac{1}{4} \times 7"$
 375 x 1200 x 180mm

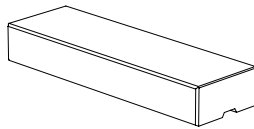


CORNER 375
 $14\frac{3}{4} \times 38\frac{3}{8} \times 7"$
 375 x 975 x 180mm

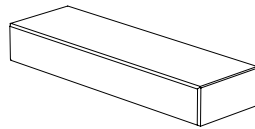


GRANITE BLEND

COPING



COPING 48"
 $15 \times 47\frac{1}{4} \times 7"$
 383 x 1200 x 180mm



CLOSED-END COPING 48"
 $15 \times 47\frac{1}{4} \times 7"$
 383 x 1200 x 180mm



SAFARI Special Order

U-Cara[®] Multi-Face Wall System

Exclusive to **JNIBLOCK**

ENDURACOLOR[™] FASCIA PANELS

SMOOTH



OPAL BLEND




FOSSIL



GRANITE FUSION




SIERRA While Supplies Last



INDIANA BUFF



DARK CHARCOAL



STERLING

SERIES 3"



BLACK GRANITE

* UMBRIANO*



SUMMER WHEAT




GRENADA WHITE



WINTER MARVEL



FRENCH GREY



MIDNIGHT SKY

* Lead time required.

PITCHED



GRANITE FUSION




FOSSIL




SIERRA While Supplies Last

SUBWAY



INDIANA BUFF



OPAL BLEND



DARK CHARCOAL


LAVANO




GRANITE FUSION



FOSSIL



INDIANA BUFF **NEW**



TOP Granite Fusion Smooth with Dark Charcoal accent and Arcana™ pavers

LEFT Indiana Buff Subway with Urban™ slabs

RIGHT Dark Charcoal Smooth

Color selection should be chosen from actual samples.

U-Cara® Multi-Face Wall System

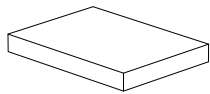


reddot

2019

U-Cara received the "red dot" award for high design quality and innovation.

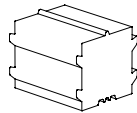
1 BASE UNIT



**UNIVERSAL
BASE UNIT**

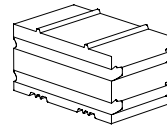
19 x 14 x 2 1/4"
482 x 355 x 55mm

2 BACKER BLOCKS



**SureTrack
Standard**

7 1/2 x 5 7/8 x 5 7/8"
190 x 150 x 150mm



**SureTrack
Large Backer
Corner/Pillar**

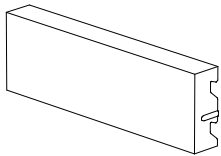
11 5/8 x 6 7/8 x 5 7/8"
294 x 175 x 150mm



**SureTrack
Corner Insert**

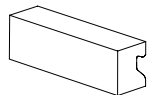
L = 2"
50mm

3 FASCIA PANELS



6" Standard Fascia

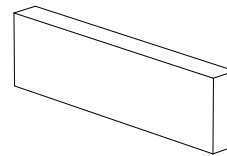
18 3/8 x 2 3/8 x 5 7/8"
466 x 60 x 150mm



3" Series Panel

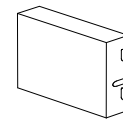
9 x 2 3/8 x 2 7/8"
231 x 60 x 71mm

2 UNIT CORNER BUNDLE



Closed-End Fascia Panel


20 7/8 x 2 3/8 x 5 7/8"
530 x 60 x 150mm



Standard Fascia Half Panel

9 1/4 x 2 3/8 x 5 7/8"
233 x 60 x 150mm

4 FASCIA PANEL STYLES



SMOOTH



PITCHED




UMBRIANO*



3" SERIES™



SUBWAY



LAVANO

5 COPING

BEACON HILL™



SEE PAGE 189

NATURAL STONE



SEE PAGE 195

UMBRIANO



SEE PAGE 192

UNIVERSAL COPING



SEE PAGE 190

URBAN



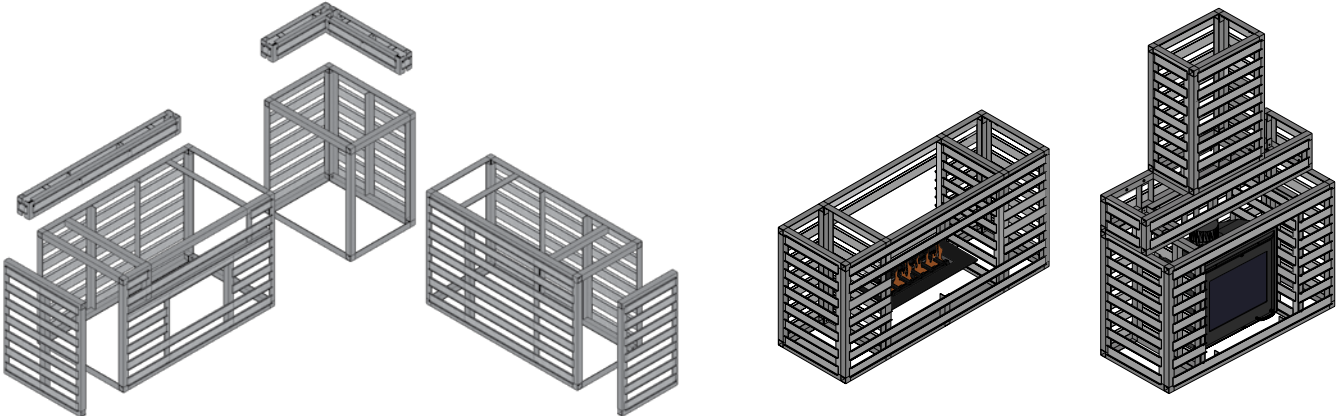
SEE PAGE 191



- TOP** Winter Marvel with Umbriano (French Grey) pavers and Umbriano coping
- LEFT** Indiana Buff Smooth with Umbriano[®] coping and Urban™ pavers
- RIGHT** Granite Fusion Pitched with Umbriano French Grey and Copthorne[®] (Basalt) accents with LedgeStone coping and Pillar Cap

U-Cara® Modular System

Our U-Cara Modular System offers a variety of aluminium frames that can be mixed and matched to construct vertical features like grill islands, fire features and pillars.



Speak to your contractor to select a design and a U-Cara fascia panel finish to suit your project.

U-Cara® Wall Mount System

The U-Cara Wall Mount System allows you to put the finishing touches on your project by cladding existing structures with U-Cara fascia panels.



Ideal for garden sheds, wing walls, exposed foundation, existing steps or concrete and wood substrates.

Fire pits and Fire Features

Imagine flames crackling on a cool night, curling up under the stars with friends and family, and sipping a warm cup of hot chocolate. Soak up that sense of bliss from your backyard with a Unilock fire pit!





U-Cara

HEAT DAMAGE PREVENTION

To ensure a long-lasting fire feature, direct exposure to extreme heat from an open flame should be avoided. Always construct fire features with a protective heat barrier such as a metal insert, refractory blocks or approved firebrick to prevent potential heat damage.

NOTE: Large fires and extreme heat are detrimental to concrete.

SUNSET FIRE PIT KIT See page 160 for colors.



FIRE PIT INSERT

Fire pit insert fits securely into the fire pit.

Round and Square shapes available.

LINEO FIRE PIT See page 164 for colors.



FIRE PIT INSERT

Fire pit insert fits securely into the fire pit. *Sold separately.*

Outdoor Kitchens

There's nothing more fun than cooking alfresco. An outdoor kitchen is an entire, defined space dedicated to preparing meals among family and friends, but with a much livelier backdrop!



Learn about things to consider when designing your outdoor kitchen.





U-Cara

Design Considerations

Think about how you'll use the space, the outdoor appliances you need, the best location for a kitchen in your yard, and how it will weather in the elements over time.



Rivercrest™ Wall




Lineo Dimensional Stone

From a practical side, an outdoor kitchen is an extension of your home's living and entertaining space, allowing you to make the most of your backyard.

Water Features & Pillars

From fountains and ponds, to waterfalls and custom water features, these soothing additions are a popular way to enhance your landscape design.




Elevate your outdoor space to new heights by incorporating pillars into your design. With varying heights and functions, pillars create a sense of permanence and strength while also adding visual flair. Take it a step further by incorporating landscape lighting into your pillars to set the mood at night.

Creative Ideas

The versatility of Unilock products provides a playground for your imagination. From mixing patterns and colors to create a custom sports court, to utilizing Unilock wall systems to beautify a utilitarian window well, the possibilities are endless!



This small storage area becomes a thing of beauty, paved with Unilock Beacon Hill™ Smooth and Universal Coping treads.







Steps, Treads, Coping & Caps

From classic, fullnose shapes to pitched-face edges, our steps, treads and coping offer a wide variety of choices for the finishing touch on your project.

Beacon Hill™ Coping


NEW



ENDURACOLOR™



OPAL BLEND



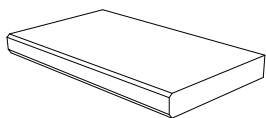
OAT BEIGE



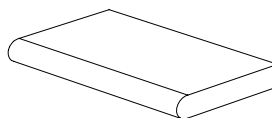
GRANITE FUSION



DARK CHARCOAL



CHAMFERED
24 x 14 x 2³/₈"
600 x 360 x 60mm



FULLNOSE
24 x 14 x 2³/₈"
600 x 360 x 60mm

Color selection should be chosen from actual samples.

Brussels Fullnose™ Coping



SANDSTONE



COFFEE CREEK



SIERRA Coming soon



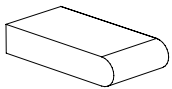
MAHOGANY



LIMESTONE



CHARCOAL



6 x 12
 $5\frac{7}{8} \times 11\frac{7}{8} \times 2\frac{3}{4}$ "
 150 x 300 x 70mm

Universal Coping

ENDURACOLOR™



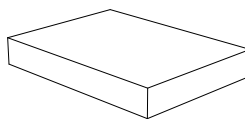
LIGHT GREY



DARK CHARCOAL



SANDSTONE



COPING/STEP
 $19 \times 14 \times 2\frac{3}{4}$ "
 482 x 355 x 70mm




Color selection should be chosen from actual samples.

Urban™ Coping

ENDURACOLOR™


NEW




INDIANA BUFF



STERLING



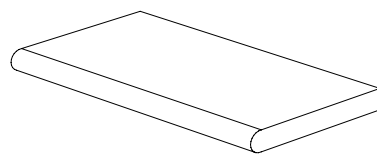
DARK CHARCOAL



LINEN BUFF

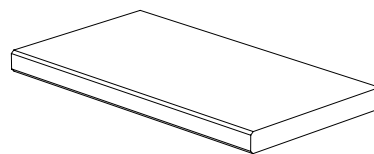


LINEN GREY



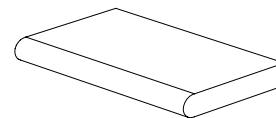
FULLNOSE

35½ x 19 x 2⅜"
900 x 485 x 60mm



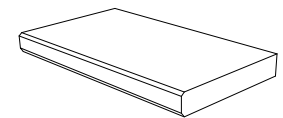
CHAMFERED

35½ x 19 x 2⅜"
900 x 485 x 60mm



FULLNOSE*

24 x 14 x 2⅜"
600 x 360 x 60mm



CHAMFERED*

24 x 14 x 2⅜"
600 x 360 x 60mm

Color selection should be chosen from actual samples.

* Lead time required.

Umbriano® Coping

ENDURACOLOR™

Exclusive to **JNLOCK**

STEPS, TREADS, COPING & CAPS



SUMMER WHEAT




GRENADA WHITE



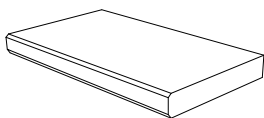
WINTER MARVEL



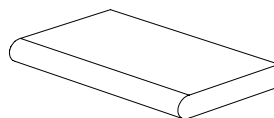
FRENCH GREY



MIDNIGHT SKY



CHAMFERED*
24 x 14 x 2³/₈"
600 x 360 x 60mm



FULLNOSE*
24 x 14 x 2³/₈"
600 x 360 x 60mm

Color selection should be chosen from actual samples.

* Lead time required.

SienaStone™ Smooth Step



DUSK



SAFARI



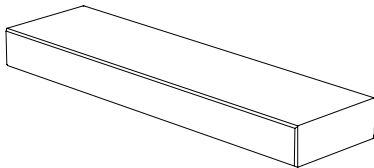
CHARCOAL



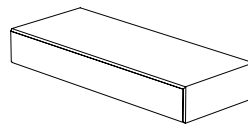
GRANITE BLEND



NOTE: 2 Edge details available on the same unit (Chamfer and Rounded) Contact a Unilock representative for more information.



72" STEP
 70¾ x 20 x 7"
 1800 x 500 x 180mm
 Special Order

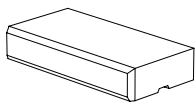


48" STEP
 47¼ x 20 x 7"
 1200 x 500 x 180mm

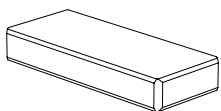
SienaStone Coping



NATURAL



COPING
 20 x 47¼ x 7¼"
 500 x 1200 x 185mm



CLOSED-END COPING
 20 x 47¼ x 7¼"
 500 x 1200 x 185mm
 Special Order



Color selection should be chosen from actual samples.

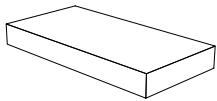
Ledgestone™ Steps, Coping & Pillar Cap



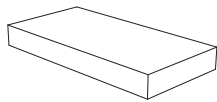
BUFF



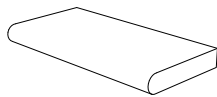
GREY



ROCKFACE COPING
24 x 12 x 2³/₈"
610 x 305 x 70mm



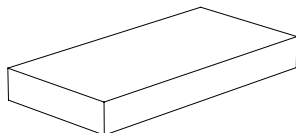
ROCKFACE CLOSED-END COPING
24 x 12 x 2³/₈"
610 x 305 x 70mm



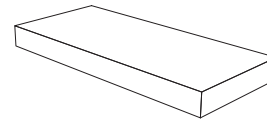
FULLNOSE COPING
24 x 12 x 2³/₈"
610 x 305 x 70mm



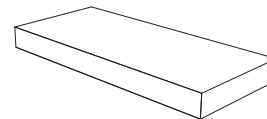
ROCKFACE FIRE PIT COPING
21¹/₂ x 10 x 2⁵/₈"
546 x 254 x 65mm



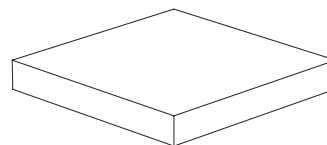
48" STEP ROCKFACE
24 x 48 x 5⁷/₈"
610 x 1220 x 150mm




ROCKFACE LARGE COPING/STEP TREAD
30 x 13¹/₂ x 2³/₄"
762 x 343 x 70mm



ROCKFACE LARGE CLOSED-END COPING
30 x 13¹/₂ x 2³/₄"
762 x 343 x 70mm



24" PILLAR CAP ROCKFACE
24 x 24 x 3⁷/₈"
610 x 610 x 100mm



28" PILLAR CAP ROCKFACE
28¹/₂ x 28¹/₂ x 4"
740 x 740 x 100mm

72" STEP ROCKFACE*
24 x 72 x 6"
610 x 1830 x 150mm

Color selection should be chosen from actual samples.

* Lead time required.

Natural Stone Coping, Steps & Pillar Caps



CASCADE

▲ NEW



GREYFIELD

▲ NEW



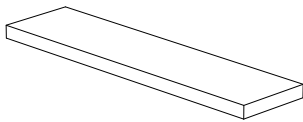
STONE CLIFF GREY



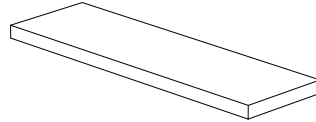
BLACK RIVER

COPING

Fullnose, Rockface and Straight Edge



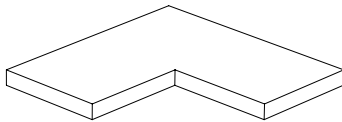
48 x 12
 $47\frac{1}{2} \times 11\frac{7}{8} \times 2"$
 1200 x 300 x 50



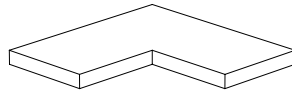
48 x 14
 $47\frac{1}{2} \times 14 \times 2"$
 1200 x 355 x 50

NEW CORNER COPING

Fullnose and Straight Edge



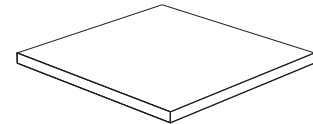
28 x 14
 $28 \times 14 \times 2"$
 710 x 355 x 50



24 x 12
 $23\frac{5}{8} \times 11\frac{7}{8} \times 2"$
 600 x 300 x 50

NEW INSERT COPING

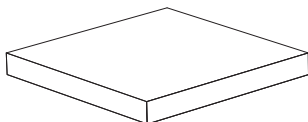
Sawn Edge



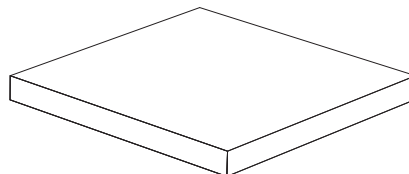
$24 \times 24 \times 2"$
 600 x 600 x 50mm

PILLAR CAPS

Rockface and Straight Edge



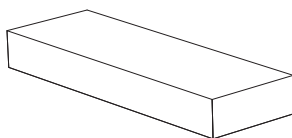
24" PILLAR CAP
 $23\frac{5}{8} \times 23\frac{5}{8} \times 2\frac{5}{8}"$
 600 x 600 x 64mm



28" PILLAR CAP
 $28 \times 28 \times 2\frac{5}{8}"$
 710 x 710 x 64mm

STEP

Rockface and Straight Edge



48 x 16
 $47\frac{1}{4} \times 15\frac{3}{4} \times 5\frac{7}{8}"$
 1200 x 400 x 150

EDGE DETAILS




Fullnose



Rockface



Straight Edge



Our natural stone coping pairs beautifully with Unilock pavers and slabs. See below for a list of popular combinations.

		NATURAL STONE COLORS			
		Black River	Cascade	Greyfield	Stone Cliff Grey
COMPLEMENTARY UNILOCK PAVER COLORS	Arctic Grey	•		•	
	Basalt		•	•	•
	Burgundy Red	•			•
	Burnt Clay				•
	Corvara	•			
	Dark Charcoal		•	•	•
	Dawn Mist	•	•		
	Fossil		•		•
	French Grey		•	•	
	Granite Fusion	•	•	•	•
	Grenada White	•	•	•	
	Light Granite	•	•		
	Midnight Sky	•			
	Modena			•	•
	Oat Beige	•	•		•
	Opal Blend	•			
	Sable Blend	•			•
	Sterling				•
	Summer Wheat	•			
Vivanto	•		•		
Winter Marvel	•		•		

See page 82 for additional Natural Stone information.



Learn & Plan

Nothing ventured, nothing gained! Transform your hardscape ideas into bold, thrilling reality with the right help, knowledge and preparation. Unilock has the experts, the plans and the tools you need to succeed!



Beacon Hill™ Smooth (Granite Fusion) and Copthorne® (Basalt) accent

Finding the right Contractor

Even the best materials can be spoiled by subpar installation and craftsmanship, which is why choosing the right contractor for the job is the most crucial decision for your project. Remember that the cheapest quote is rarely the best option, so make sure to ask the right questions.



Guaranteed to do the job right.



Unilock Authorized Contractors have met our exacting standards for installation methods and business practices. Connect with us online, by phone or at one of our locations and we'll be happy to connect you with a contractor in your area who is guaranteed to do the job right. We stand behind our contractors with a 2-year workmanship guarantee.



Register online at [Unilock.com](https://www.unilock.com) and we'll match you with a Unilock Authorized Contractor in your area.

Contractor Checklist



1	Check Credentials	How long has the contractor been installing pavers and walls? Has the contractor installed projects in the past with the features you're considering?
2	Review Portfolio	Look at their past work. Great contractors will have a number of their projects to show off. Do they offer any type of design services and what is the cost for this? Is the contractor's style and design something you would like for your project?
3	Assess Workmanship	Ask to see a project or two that the contractor completed more than two years ago to see how their work has held up. Look for nice neat cuts and edge restraints that are still in place. Do they warranty their work? Have they had any warranty claims in the past?
4	Learn about the Crew	Some contractors will hire other companies to perform parts of the work, like lighting and irrigation. Be sure to ask how these sub-contractors will be vetted and managed.
5	Jobsite Preparation	What are the contractor's base preparation methods? What materials are used and why? Is there a standard procedure for base preparation or will the contractor assess your site's unique needs?
6	Schedule and Timeline	How far in advance are projects being booked and how long might your project take? What are the contractor's payment terms? Do they require a deposit upfront to secure the timing of the project?
7	Read the Fine Print	Does the contractor have the proper licensing for their work? Does the contractor have liability insurance and are employees covered by Workers Compensation? Will permits be required for the job and if so, who is responsible to secure them?
8	Listen to your Gut	Do you like and trust this contractor? Can you communicate easily? Will the person you are meeting now be on-site throughout the project, or will there be a different daily contact? Double check your gut impression by reaching out to references.



Scan here for our
Unilock Project
Planning Guide.

Unilock Resources

Your all-in-one resource hub to help kick-start your hardscape project, the Unilock way!

Unilock.com

Throughout your project journey we know you'll have lots of questions, and our website has answers. From the hundreds of topics covered in our Knowledge Center, to design advice and inspiration, we're here to help far beyond your selection of Unilock products.



Knowledge
Center



Design
Advice



Project
Planning Guide



Unilock Authorized
Contractors



DO-IT-NOW PAYMENT PLAN

BUILD NOW, PAY LATER

The Unilock Do-it-Now Payment plan makes it possible to complete your project now and pay later.

**Only available from participating contractors.*



Scan for more details.



Frequently Asked Questions



Do-It-Yourself Guides



Project Maintenance



Transferable Lifetime Guarantee





Come visit us in Brighton, Michigan

UNILOCK Outdoor Idea Center

See

An expansive display of Unilock products in a life-size outdoor setting

Talk

To our knowledgeable staff and we'll help you create a plan to achieve the outdoor space you're dreaming about.

Take

FREE samples of Unilock paver and wall products home with you.



12591 Emerson Dr, Brighton, MI 48116

Scan here for more information
and a 3D virtual tour!



*Please feel free to walk around and browse our
Outdoor Idea Center at any time. Call 1-800-UNILOCK
or visit Unilock.com for more details and staff hours.*



UVISION[®]
 — 3D LANDSCAPE CREATOR —



3D Rendering Created with Uvision® 3D Design Software



Finished Project

While there are many contractors and designers who still prefer to draw by hand, more and more plans today are being created digitally and in 3D.

If you're having trouble imagining what your project will look like when it's complete, a 3D design can really help.

Speak to your contractor about how 3D design can help you visualize the possibilities for your project!

Connect with us online or by phone to find a qualified contractor who can prepare a 3D design for your project!

Build Basics



1 EXCAVATION

All outdoor projects should begin with the removal of grass and topsoil. The depth will be determined by two things:

1. **Soil Type** - Sandier soil requires less excavation than clay-based soil.
2. **Use** - Patios and walkways, which take lighter loads should require less excavation than driveways and retaining walls, which require deeper excavation.

Depth of excavation can be reduced significantly if a layer of DriveGrid is placed at the bottom of the excavation before gravel gets placed. Loose subsoil should always be compacted prior to installing DriveGrid and gravel.

A proper base ensures that your pavers and walls won't shift during freeze thaw cycles.

2 GRAVEL BASE

A gravel base is placed into the excavated area. Ideally, this gravel base will need to be:


- > **Strong enough** to support the weight of anything placed on the surface.
- > **Free draining** to allow water to escape the base and enter the subsoil. A perforated drain pipe in the gravel base may be necessary for retaining walls in order to direct water away from the wall's base.
- > **Extended** at least 6" (150mm) beyond the finished paver surface's edges.
- > **Compacted** in several layers, using the proper equipment.

3 BEDDING LAYER

On top of the firm gravel base, a 1" (25mm) layer of sand or tiny stone chips is spread out and smoothed. This layer enables the levelling or sloping of paver or wall units for drainage and smoothness.

Some contractors may recommend a poured concrete surface over a standard bedding layer, which is acceptable if the concrete is carefully poured and rests on a solid, well-drained base.

Note: Once concrete is poured, the height of paver or wall units can no longer be adjusted.



4 RESTRAINT SYSTEM

To prevent pavers from shifting, a concrete edge will be constructed or an edge restraint fixed with long metal spikes. For walls, adhesive can be used to secure rows of blocks together. Larger retaining walls may require geogrid every few layers to secure the wall into the soil that is being retained.

5 JOINT MATERIAL

There are three types of joint material to choose from:

Basic Jointing Sand – Years ago, this was the only joint material available. As it wears away, issues with weeds could arise. If you decide to choose basic sand, we advise using a joint stabilizing sealant and be ready to top up the sand as necessary.

Polymeric Sand – This special sand is blended with a binding ingredient to help it stay in place longer. Check with your local Unilock Dealer for the best jointing sand/compound for your project.

Resin Sand – Resin sands are the strongest jointing sand available, and have been proven to have the longest lifespan of any jointing sand. Different resin sands are available for various uses.

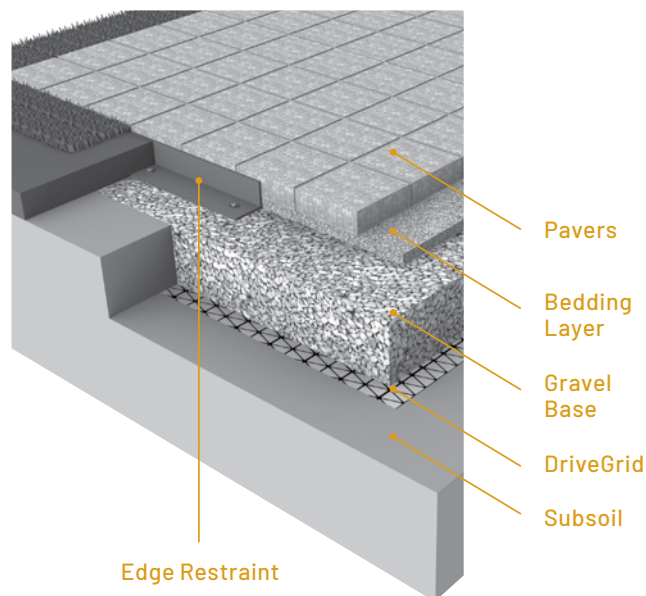
6 SEALING

Unilock pavers will be durable with or without a sealer. Some homeowners may choose to apply a sealer to enhance paver color, while others choose to appreciate the color of the pavers as they are. If you decide to seal, be prepared to re-seal your pavers every 3-5 years.

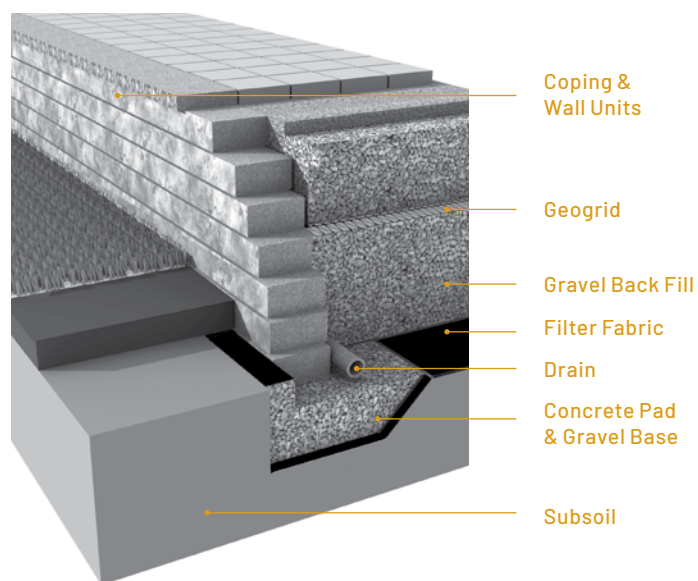
Factory-Sealed Products

Elegance® pavers and Unilock® pavers manufactured with EasyClean™ have been pre-sealed at the factory. To clean and brighten the surface at any time, a gentle power washing of the surface is recommended. If you wish to re-seal, wait a minimum of three years before applying sealant. Use only solvent-based sealants on factory-sealed products.

PAVER CONSTRUCTION



WALL CONSTRUCTION



Learn about frequently used terms in the hardscape industry.



Our Quality Commitment



Unilock was the first concrete paver manufacturer in North America to offer a Lifetime Guarantee, and since then we have continued to stand behind it to ensure customers are completely satisfied with our products. With almost 2 billion stones in the ground, that's quite the commitment!

Our products are better and stronger than other brands. In fact, our internal standards of manufacturing in the USA and Canada far exceed industry standards set by ASTM (American Society for Testing and Materials) and CSA (Canadian Standards Association) and other European organizations.

LIFETIME GUARANTEE - RESIDENTIAL

Our Transferable Lifetime Guarantee warrants the structural integrity of Unilock concrete paving stones and retaining wall units when used in residential applications. It covers any structural failure or deterioration of the concrete unit resulting from normal use or from the reasonable application of sodium chloride (common rock salt used for de-icing). StoneMark™ products have the same warranties as Unilock paving stones and retaining walls, but cannot be warrantied against damage resulting from de-icing products.

Any materials installed and maintained to our guidelines, and subject to normal wear, that prove defective, will be replaced without cost. Proof of purchase is required. Customers are encouraged to submit receipts to us as soon as their project is complete, using the Unilock Warranty Registration Form on our website (Unilock.com).

Purchasers need to ensure that the product they purchase is appropriate for their intended application; for example, only certain thicknesses of products are appropriate for driveways. Color matching of the replacement product and/or lost time cannot be guaranteed and labor costs related to installing replacement product is not included. Unilock reserves the right to seek a professional diagnosis and opinion to determine the exact cause of the product failure. If the failure falls within our warranty parameters, Unilock will replace the defective product.

EXCLUSIONS - Unfortunately, some things are beyond the control of Unilock, and are therefore not covered by this warranty. These include: naturally occurring efflorescence, hazing from polymeric jointing sand, scratching and chipping resulting from snow removal or construction equipment, damage caused by natural or un-natural disasters, or negligence by anyone other than Unilock. While EasyClean helps to increase a paver's resistance to staining from various substances, it does not make our products stain-proof nor does it resist every kind of stain. The Unilock warranty also does not cover deterioration or damage as a result of poor design or poor installation practices that are contrary to specifications as laid out by ICPI (Interlocking Concrete Pavement Institute) and the NCMA (National Concrete Masonry Association). For more information please visit www.icpi.org and www.ncma.org. Additionally, please refer to the Maintenance, Color and Installation Advisories.

MAINTENANCE ADVISORY

1. Cleaning and Sealing

As with anything that is outdoors, Unilock products are subject to harsh weather, dust, acid rain, leaf stains, water stains and general wear from foot or vehicular traffic. Therefore, periodic cleaning using environmentally safe detergents designed for cleaning concrete is recommended to maintain a bright, fresh appearance.

To make subsequent cleaning easier and more effective, a concrete sealer can be applied to new or cleaned products to help prevent the penetration of substances that can cause stains.

There are many types of concrete cleaners and sealers on the market. Always read the instructions carefully before using the product to make sure that it will function as expected. Testing first, in a small unobtrusive area, is always a good idea to ensure the results are acceptable. Consult your local hardscape dealer to find the products best suited for your paver or wall installation.

2. Winter Maintenance

Snow removal by way of metal blades on plows or shovels will scratch and chip the surface of pavers, causing permanent damage. To mitigate this risk, metal snow clearing blades must always have a polyurethane or rubber cutting edge attached when plowing pavers.

De-icing Salts - The use of de-icing products on paver surfaces is important for safety and to help mitigate snow accumulation. Most de-icing products will have some effect on concrete, even



Visit [Unilock.com](https://www.unilock.com) to register for your Transferable Lifetime Guarantee.

if the product label indicates that it is safe on concrete. If you must use a de-icing product, we recommend that you use Sodium Chloride (ordinary rock salt) or Calcium Chloride (for colder climates). Always apply sparingly. The use of de-icing products on StoneMark, wet-cast pavers, slabs or coping may damage the product and therefore is not recommended. Whenever possible use a coarse sand as an anti-slip measure instead of de-icing chemicals.

COLOR ADVISORY

1. Selection

Due to the inherently variable nature of printed materials and digital monitors, Unilock cannot guarantee that products will match the color of printed or online images. Therefore, when making final product selections, decisions should be made based on actual stones which are readily available from Unilock, Authorized Contractors or Authorized Dealers. Most Unilock products are not comprised of a single color, but rather contain blended colors for a more natural appearance. This means that there will be significant color variance from stone to stone, so purchasers should view multiple units together to get a more accurate impression of the overall color.

Note: Unilock Natural Stone variations are outside the control of Unilock. Purchasers of natural stone must be willing to accept this inherent variability.

2. Pre-installation checking

Always check the label to ensure that the Unilock product delivered to your project is the product and color ordered. If there is a discrepancy, or if the product

inside the packaging doesn't appear to be correct, contact your hardscape dealer before installing any pavers or wall units. If the product is installed, it indicates your acceptance of the products as delivered.

3. Blending

If the project requires more than one bundle of product it's always a good idea to draw product from several bundles when installing, as this ensures that any variation between bundles will be seamlessly integrated in the project. When bundles are from different production runs, random selection from multiple bundles is even more important.

4. Efflorescence

Efflorescence is a naturally occurring process that may appear as a white or light grey powder on the surface of concrete, clay or natural stone. It is temporary, and will disappear over time. However, if it is bothersome, an efflorescence cleaner can be used to remove it. There is no way to predict or prevent efflorescence. Because it does not compromise the structural integrity of the product, it is not covered by Unilock product warranties.

INSTALLATION ADVISORY

1. Construction Residue

While a certain amount of dirt on pavers and walls is inevitable during the construction phase, installers are strongly encouraged to clean as they go as construction residue can embed in the surface and become difficult to remove. The slurry produced during wet-saw cutting is particularly stubborn to clean if allowed to dry on the surface of pavers. Unilock warranties do not cover

stains caused by a failure to remove construction residue.

2. Polymeric Haze

Surface hazing caused by polymeric jointing sand is not the responsibility of Unilock. Polymeric jointing sand should only be installed by an experienced and knowledgeable contractor. Any sand that is left on the surface prior to activation will result in a haze that is very difficult and time-consuming to remove. Only the highest quality, brand name polymeric sand that is guaranteed by the manufacturer should be used.

3. Compaction Damage

Both smooth and textured paver surfaces can be scratched by compaction equipment used to 'flatten' a new paver installation. Therefore, metal plate compactors must be fitted with a polyethylene mat to protect the paver surface from becoming scratched, or a superior option is to use a rubber-roller compactor instead. Damage to product surfaces caused by failure to follow these instructions is not covered by Unilock product warranties.

FIRE PIT WARNING

Unilock warranties do not cover damage that is heat related. Wood-burning fire pits must be lined with a proper metal insert or refractory (fire-rated) brick to protect the concrete components from extreme exposure to heat. Extreme heat on a concrete surface may affect the structural integrity of the concrete and can be dangerous. The floor of the fire pit should always be constructed using refractory brick or a sand bed. For your safety, always use a spark screen over the fire.

Index

PAVERS AND SLABS

Arcana™	98
Artline™	100
Beacon Hill™ Flagstone	102
Beacon Hill Smooth 60mm	104
Beacon Hill Smooth / EasyClean NEW	105
Beacon Hill Smooth 80mm	106
Bristol Valley®	108
Brussels Block®	110
Copthorne®	86 & 112
Courtstone®	88 & 114
Eco-Hex™ NEW	115
Eco-Priora™	119
Eco-Priora Premier	120
Eco-Promenade™ / EcoTerra™ NEW	116
Eco-Promenade / Series	117
Eco-Promenade / Umbriano	118
Granito™	122
Hex™	123
Hollandstone™	124
Holland Premier™	126
Il Campo®	128
Mattoni™	129
Natural Stone	80-82
Nordic Cobble™	130
Promenade™	132
Porcelain Tile	156
Richcliff®	90 & 134
Series™	136
Skyline™	137
Soreno™ NEW	138
Thornbury™	143
Town Hall®	92 & 140
Treo Smooth	142
Tribeca Cobble™	144
Umbriano®	146-150
Urban™ NEW	152
Westport™	154

RETAINING WALLS AND VERTICALS

Brussels Dimensional Stone®	160
Estate Wall™	162
Lineo™ Dimensional Stone	164
Pisa™	165
Pisa XL Smooth	166
Quarry™ Smooth NEW	168
Rivercrest® Wall	94 & 170
SienaEdge™	172
SienaStone™	173
SienaStone Smooth™	174
U-Cara®	175-178
U-Cara Modular System	179
U-Cara Wall Mount System	180

STEPS, TREADS, COPING & CAPS

Beacon Hill Coping NEW	189
Brussels Fullnose™	190
Ledgestone™	194
Natural Stone	195
SienaStone Coping	193
SienaStone Smooth Step	193
Umbriano Coping	192
Universal Coping	190
Urban Coping NEW	191

COVER

Beacon Hill Smooth with Copthorne accents and Rivercrest Wall with Natural Stone coping

COLLECTIONS

Arcana	64
Beacon Hill	68
Umbriano	72
Urban	76

TOPICS OF INTEREST

Build Basics	205
Contractor Tips	200
Creative Ideas	186
EnduraColor™	56
Elegance™	83-94
EasyClean™	55
Fire Features & Fire pits	182
Finishes	52
Joint Material	54
Laying Patterns	50
Natural Stone	82 & 196
Outdoor Idea Center	203
Outdoor Kitchens	184
Pavers & Slabs	96
Permeable	60
Pillars	185
Retaining Walls	158
Steps, Treads, Coping & Pillar Caps	188
Sustainability	57
Unilock Resources	201
Unique Touches	54
Uvision	204
Water Features	185

Unilock Ltd. and Hengestone Holdings, Inc. are the owners or authorized users of all trademarks used in this publication unless otherwise specified. Umbriano® are trademarks of Metten Stein + Design GmbH & Co KG used under license by Unilock®. Measurements throughout this portfolio are nominal. Not all products shown are available at all Unilock locations. Log on to Unilock.com for availability. Colors shown in this catalog should be used only as a guide. Colors should always be chosen from actual samples. Contact your local Unilock representative for color availability in your area.



F O L L O W U S

@UNILOCK



@UNILOCKLIFE





TRANSFORMING
HARDSCAPES

CHICAGO
(630) 892-9191

MILWAUKEE
(262) 742-3890

KANSAS
(913) 417-7985

BOSTON
(508) 278-4536

NEW YORK
(845) 278-6700

MID-ATLANTIC
(202) 798-2060

MICHIGAN
(248) 437-7037

ONTARIO
(416) 646-9000

QUÉBEC
(450) 546-2797

CINCINNATI / KY / TN
(513) 202-0219

**OHIO / WESTERN PA
/ WNY & CNY**
(330) 927-4000

UNILOCK.COM 1-800-UNILOCK

