

2025

T R A N S F O R M I N G H A R D S C A P E S

**UNILOCK®**







What do you see when you look at a backyard, front porch, or driveway?

**At Unilock, we see possibilities.**

Possibilities to build works of art and personal playgrounds. Possibilities to bring families together for a birthday barbecue or a wedding reception. Possibilities to transform your imagination into remarkable outdoor spaces, and build connections stronger than the concrete underfoot.

And we don't let possibilities go to waste. Built on more than 50 years of innovation and sustainability, we provide customers the tools to transform dreams into reality. We connect you with proven contractors and supply an endless canvas of materials, but the final product is always uniquely yours. And when your project is complete, you don't just have something beautiful, you've changed the way you see the world.

So, where can you see possibilities, and how can we help you build them?

**UNILOCK** TRANSFORMING **HARDSCAPES**

TABLE OF  
**Contents**



## DREAM

---

- |                          |                               |
|--------------------------|-------------------------------|
| <b>6</b> Start Dreaming  | <b>42</b> Best in Show Winner |
| <b>40</b> Before & After | <b>44</b> Commercial Projects |

## PRODUCTS

---

- |                                |                                   |
|--------------------------------|-----------------------------------|
| <b>48</b> Discover your Style  | <b>84</b> Elegance Products       |
| <b>56</b> Unilock Technologies | <b>96</b> Pavers & Slabs          |
| <b>62</b> Collections          | <b>156</b> Retaining Walls        |
| <b>80</b> Natural Stone        | <b>186</b> Coping, Steps & Treads |

## LEARN & PLAN

---

- |   |                               |
|---|-------------------------------|
| <b>200</b> Finding the Right Contractor | <b>205</b> Build Basics       |
| <b>202</b> Unilock Resources            | <b>207</b> Quality Commitment |
| <b>203</b> Outdoor Idea Center          |                               |



# Dream

Begin with a dream  
of what's possible

Imagine an outdoor space where the inspired use of patterns, textures and shapes not only creates design-envy, but elevates your world in the most beautifully functional way.



Arcana™ (Corvara)

**Pavers:** Soreno™  
(Dark Charcoal) with  
Mattoni™ (Granite Fusion)  
paver rugs and accents


**Vertical Features:** U-Cara®  
Smooth (Granite Fusion)



Scan here for  
project video







This sleek lakeside patio features an L-shaped kitchen and cozy fire table, creating the perfect gathering place for family and friends while enjoying stunning views.





The timeless appeal of Town Hall pavers in a herringbone pattern delivers a warm welcome.



**Pavers:** Town Hall® (3 Color Blend) and Town Hall (Basalt) accent



Scan here for project video

This contemporary patio blends rustic elements with a large Brussels Dimensional Stone TV wall, serving as a striking centerpiece for alfresco viewing.



**Pavers:** Bristol Valley® (Fossil) with Cophthorne® (Basalt) accents

**Vertical Features:** Brussels Dimensional Stone (Sierra) with LedgeStone™ (Buff) coping and pillar caps



Scan here for project video







**Pavers:** Beacon Hill™ Smooth (Granite Fusion) with Mattoni™ (Dark Charcoal) accents and Umbriano® Hex (Winter Marvel)

**Vertical Features:** Quarry™ Smooth (Natural Grey) with Mattoni™ (Dark Charcoal) accents and LedgeStone™ (Buff) coping and pillar caps





Three different shapes play well together, taking this backyard project from good to great.



**Pavers:** Arcana™ (Corvara) with LedgeStone™ Fullnose (Grey) pool coping

**Fire pit:** Lineo™ Dimensional Stone (Granite) with LedgeStone Fullnose (Grey) coping

**Pillars:** Lineo Dimensional Stone (Granite with Graphite accent) and LedgeStone (Grey) pillar cap



Scan here for project video







Geometric pavers and contrasting lines of turf deliver a mosaic-like appearance on this monochromatic pool deck.

**Pavers:** Beacon Hill™ Flagstone  
(Almond Grove) with Copthorne (Basalt) accent

**Vertical Features:** Estate Wall™ (Almond Grove)  
with Copthorne (Basalt) accent and Estate Wall  
(Almond Grove) coping





This extended patio brings living room comfort outdoors, featuring an inviting kitchen, garden wall, and fire pit for cozy vibes.



A Lineo fire pit invites cozy evenings and memorable gatherings under the stars for the owners of this modern farmhouse.



**Pavers:** Bristol Valley® (Steel Mountain) with Cophorne™ (Basalt) accents

**Fire pit and Steps:** Lineo™ Dimensional Stone (Granite) with Architectural™ coping (Light Grey)





Contrasting squares and rectangles define this stunning kitchen. A nearby seating area with hexagonal pavers creates an intimate nook.



**Pavers:** Arcana™ (Modena) with Mattoni™ (Dark Charcoal) banding and Umbriano® Hex (Winter Marvel) accent areas

**Grill Island:** U-Cara® Smooth (Dark Charcoal)



Scan here for project video





This expansive entertaining space offers an outdoor eating area and fire pit lounge, visually defined by a herringbone paver carpet.



**Pavers:** Umbriano® (Winter Marvel) with Copthorne® (Basalt) accent

**Vertical Features:** Rivercrest™ Wall (Coastal Slate) with Copthorne® (Basalt) accent and Ledgestone™ coping (Grey)



Scan here for project video







A sleek, Copthorne paver rug helps define the seating area in this charming backyard.



**Pavers:** Beacon Hill™ Smooth (Granite Fusion) with Beacon Hill Smooth (Dark Charcoal) accents and Copthorne® (Basalt) paver rug and border

**Water Feature:** Lineo™ Dimensional Stone (Granite) with Natural Stone coping (Stone Cliff Grey)









Copthorne pavers in a herringbone pattern create a charming pathway through this versatile outdoor patio, inviting you to explore all the wonderful features this space has to offer.



**Pavers:** Beacon Hill™ Smooth (Granite Fusion) with Copthorne® (Basalt and Steel Blue) walkway and area rug

**Vertical Features:** Rivercrest® Wall (Coastal Slate) with Natural Stone coping (Stone Cliff Grey)



Scan here for project video



**Pavers:** Urban™ (Indiana Buff) with Cophorne® (Basalt) paver rug

**Garden Walls and Steps:** U-Cara® Smooth (Indiana Buff) with Urban (Indiana Buff) Coping and step treads



Scan here for project video





This urban oasis features an elegant pool deck with paver slabs that stay cool and comfortable, and an adjacent seating area offset by a distinctive herringbone paver rug.



This dramatic multi-level patio makes the most of its lakeside setting. The lake-level fire pit beach area is the perfect vantage point to catch the sunset.




**Pavers:** Umbriano®  
(Summer Wheat) with  
Mattoni™ (Sable Blend)

**Retaining Wall and  
Fire pit:** SienaEdge™  
(Almond Grove)



Scan here for  
project video











Old world charm mingles with modern-day style in this enchanting backyard.



**Pavers:** Beacon Hill™ Smooth (Granite Fusion) and Town Hall® (Basalt)

**Vertical Features:** Lineo™ Dimensional Stone (Granite) with LedgeStone™ coping and pillar cap (Grey)



Scan here for project video

**Pavers:** Copthorne® (Basalt)  
with Richcliff® (Dawn Mist)  
and Beacon Hill™ Smooth  
(Opal Blend) border

**Step Treads:** Natural Stone  
(Stone Cliff Grey)





A gently curved walkway brings visitors to the front entrance with Copthorne pavers laid in a traditional herringbone pattern.





Beacon Hill pavers and Pisa Smooth wall work together to create a soft, muted feeling that transforms this backyard patio into a spacious retreat.




**Pavers:** Beacon Hill™ Smooth (Granite Fusion) and Beacon Hill Smooth (Dark Charcoal) accents

**Vertical Features:** Pisa™ XL Smooth (Granite) with Pisa XL Smooth (Granite) coping and Natural Stone (Black River) pillar caps



Scan here for project video

# Transforming Hardscapes



McKay Nursery Company  
Madison, WI



BEFORE

## Lake home backyard goes from drab to fabulous

*"Our contractor's  
mock-up helped us visualize  
the backyard, but the final  
result still exceeded our  
expectations!"*

*John & Kiki*

The walls of windows in this two-level home invited the sun to stream in and offered sweeping views of beautiful Lake Mendota in Wisconsin. But the original backyard was uninspiring, with a small, brown-toned brick patio and underutilized space that did little to enhance this incredible setting.

New owners, John and Kiki had a different vision for their all-season family retreat. They wanted to make full use of their backyard by creating a contemporary, functional living space designed to maximize enjoyment of their spectacular lakeside vista. What they got, exceeded their expectations.



# Before and After



A grand, art-deco-style staircase was constructed with Unilock steps providing easy access to the beckoning waters below.



Today, an expansive Unilock Arcana™ patio encompasses a dining area, plenty of relaxed seating, and a fire bowl lounge, creatively highlighted with a contrasting tone of hexagonal Umbriano® pavers in French Grey. The existing retaining wall was replaced with a Unilock wall featuring stepped garden boxes filled with lush greenery, for a natural, cozy ambiance.

Given the home's proximity to the lake, pavers were laid on a permeable base with larger joint spacing filled with permeable resin sand to assist with water management in the event of flooding. This proved a wise move, as some flooding has occurred since the build with the paver project holding steadfast.

In place of the old, sloped flagstone pathway, a grand, art-deco-style staircase was constructed with Unilock steps providing easy access to the beckoning waters below.





D&B Landscaping Services Inc.,  
in collaboration with Aniascape LLC

# Best in Show Winner



The homeowners  
envisioned a  
sprawling, Miami  
resort-inspired  
backyard patio.

The owners of this modern home envisioned a sprawling, Miami resort-inspired backyard patio. To bring this vision to life, they collaborated with Manuel Hernandez of D&B Landscaping and Ania Rossi of Aniascape LLC, who used Unilock Uvision® 3D Landscape Creator to craft the initial design plan.

Given the narrower lot, Ania and Manny chose Beacon Hill™ Smooth XL slabs in Fossil, to create an expansive, upscale look and feel. Beacon Hill XL in a stacked bond pattern forms a clean, minimalist foundation for the patio, while smaller units used for the step risers provide a cohesive light tone



throughout. The risers are crowned with Architectural™ Coping in Charcoal, adding visual contrast to the lighter hues, while complementing the home's darker roof and window accents.

The upper patio features an outdoor kitchen built with U-Cara® Smooth in Granite Fusion, bar seating, and a dining nook perfect for alfresco meals. A nearby lounge area faces a built-in TV wall, seamlessly blending indoor and outdoor spaces.

Near the pool's edge, two fire tables with matching U-Cara Smooth panels, Architectural coping, and a row of beach loungers complete the serene setting.

Each product chosen was manufactured with EnduraColor™ technology for long-lasting color and durability, helping to transform this breathtaking patio into a space for cherished memories filled with laughter and love.



“The XL size of Beacon Hill provided the right aesthetic look to create a nice expansive patio space for the homeowner”

**Ania Rossi**

ANIASCAPE LLC




Scan here for project video

# From Backyard Escapes to **Landmark Spaces**

---


Architects and engineers have used Unilock products to shape iconic public spaces across North America for decades. Now, bring that same trusted quality home and create your own space that's designed to impress, and built to last.





**Plymouth Rock, Plymouth, MA** Designer: BETA Group Inc.

**Frederik Meijer Gardens & Sculpture Park, Grand Rapids, MI**  
Designer: Todd Williams Billie Tsien & Progressive AE




**MLK Justice Plaza, Newark, NJ**  
Designer: BARRETO / DOWD Landscape Architecture | Comito Associates



# Products

Capture the eye with  
exclusive products

From weathered cobblestone to contemporary linear, our product selection reaches beyond the horizontal to include garden walls, pillars, steps, fire tables and fountains. Rock the look that is unmistakably you, and undeniably Unilock!




Arcana™ (Modena) with U-Cara™ Smooth (Dark Charcoal) and Architectural coping (Charcoal)

# Select your Color

---



Begin by identifying the colors that resonate with you. Consider the mood you want to create, while still complimenting the exterior of your house. Calming blues, vibrant reds or earthy neutrals.



## TREND WATCH

Warm neutral tones and understated designs are trending, with monochromatic palettes favored over high-contrast colors. Large-format, light-colored pavers are popular for their refined, contemporary look. Check out our new color Oat Beige!



# Choose your Shape



## What will you create?

Let your imagination run wild in the playground of Unilock paving products! From traditional squares, to modern planks, geometrics and timeworn historic shapes, the choices are many. Consider combining multiple shapes to give your project added depth.



### TREND WATCH


There's a growing trend of mixing materials to soften hard surfaces, such as combining artificial turf between pavers.

# Discover your **Style**

---




HISTORIC



ULTRA-MODERN



TRADITIONAL



CONTEMPORARY

Whether you're designing a quaint backyard refuge or an ultra-modern driveway, we have a variety of paving products that'll turn your outdoor space into a little slice of heaven.



## TREND WATCH

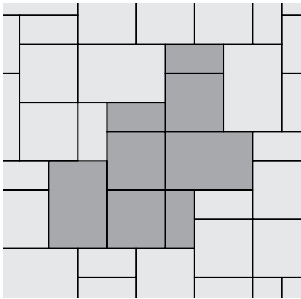
*Turning functional spaces like driveways and walkways into style statements is on trend.*

# Pick your Pattern


From herringbone to basket weave, the right angle can make all the difference! A Unilock Authorized Contractor can recommend the best laying patterns based on the products you choose.




**RANDOM**




**LINEAR**



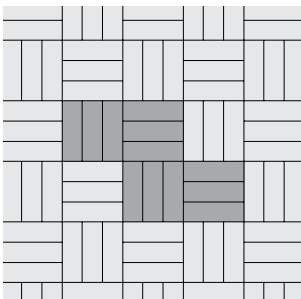
**DESIGNER**




**STACKED**



**BASKET WEAVE**



**HERRINGBONE**



## THINK OUTSIDE THE BOX

A change in laying pattern can help define distinct “rooms” that will make your outdoor space feel larger.

Visit [Unilock.com](http://Unilock.com) for laying patterns.

# Find your **Finish**

---



## TREND WATCH

*Layering different finishes for a mixed-material look helps add visual interest and make your project feel more polished.*



# Unilock Finishes

When considering the finish, think about the look you are trying to achieve as well as practical performance. From traditional smooth and flagstone, to enhanced surfaces, modern granite looks and timeworn patina, Unilock offers it all.

## SMOOTH FINISH



Sometimes, simple is best. A smooth surface suits contemporary styles and is available in a wide variety of shapes for paving and verticals.

## FLAGSTONE FINISH



Popular for centuries, a flagstone finish never fails to add warmth to outdoor spaces.

## ANTIQUED FINISH




A variety of methods are used to achieve this distressed finish, but in every case, it lends a relaxed, rustic vibe.

## TIMEWORN



Our exclusive Elegance line offers the look of centuries-old cobblestone, brick, and natural stone with unsurpassed product durability.

## BRUSHED FINISH




Only Unilock offers Il Campo®, a unique surface enhanced with graphically interesting etched lines. This finish has long been a favorite of commercial designers.

## UMBRIANO



Umbriano is an exclusive finish only available from Unilock with color and granite particles that are randomly dispersed to achieve a unique mottled surface that is reminiscent of granite.

## EXPOSED GRANITE



Granite, Quartz and Marble particles are embedded in the product's surface and then revealed using additional processing methods.

## ENHANCED SURFACE



The surface of these products is enhanced using a special process to reveal a variety of distinctive colors and textures.


# Get Creative

---



Let your creativity shine! Unlock border and banding options can enhance your distinctive designs and add touches of elegance to your project.

## JOINT MATERIAL



Joint material plays an important role between pavers by keeping out weeds and other debris. However, the color you choose can also dramatically impact the look of your project. Your contractor can help you decide what will work best.



Experiment with bold shapes and striking patterns. Design a driveway with vibrant color contrasts, or add dimension to vertical features with textures that truly stand out.



Break the mold and bring your space to life by pairing dark field pavers with light accent pavers for added drama.

# Don't settle for less

The majority of your project's cost lies beneath the surface, in labor and base materials, so don't be tempted to compromise on the product you choose for its surface. Invest in a look you really love, with high quality Unilock products and technologies, so you'll be able to fully enjoy your project for years to come.

Small upgrade - **Big** difference

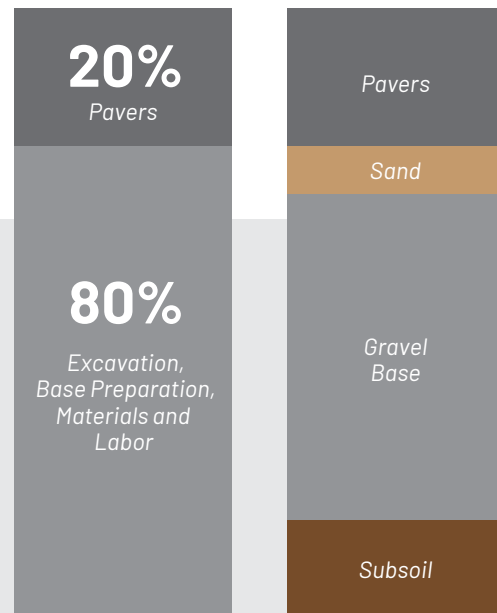


- ✓ Reduced dirt absorption
- ✓ Enhanced surface color
- ✓ More resistant to wear
- ✓ Stains less likely to develop



See how  
it works





## Color that Lasts

Traditional pavers can appear to fade over time as the surface wears to reveal large, lighter colored structural aggregates.

**EnduraColor products are different.**

A two-step manufacturing process uses concentrated color and wear-resistant materials to produce a refined, color-dense surface that lasts.

**ENDURACOLOR™**



In 2021, Unilock announced its commitment to becoming a carbon neutral company.



# Paving a **greener** way



## How can you make your project more sustainable?

### **Make it Permeable**

Permeable pavers allow rainwater to flow through the pavement surface and back into the subsoil below, filtering out contaminants that could otherwise flow into stormwater drains and pollute local waterways.

### **Shop Locally**

Choosing products that are manufactured at a Unilock facility close to your home reduces carbon emissions associated with transportation.

### **Think Lighter**

Products that are lighter in color, have a higher solar reflectance. When you choose a lighter colored product, more of the sun's energy is reflected and less heat is absorbed into the pavement surface. This helps reduce urban 'heat island effect' and carries a number of environmental benefits.



We have implemented initiatives that continue to minimize our use of fossil fuels, conserve water and replace cement in our products, while producing the highest quality product.



[Learn More](#)

# EcoTerra™



Up to 15%  
Reduction in CO<sub>2</sub>




Cement-free  
face-mix



Efflorescence  
Free



Color stays  
true longer



Learn  
More



Revolutionary EcoTerra technology offers a sustainable paving solution with its cement-free face-mix. It provides high compressive strength, low absorption, and remarkable colorfastness, all while contributing up to a 15% reduction in carbon dioxide emissions. Additionally, EcoTerra products are designed to be free of efflorescence.



2020 winner  
Innovative  
Product



# Permeable Pavements

Unilock introduced the first permeable paver to North America in 1991. Long used to manage water in commercial projects, in recent years, increased storm events and residential flooding have motivated more and more homeowners to install permeable pavers in their own projects.

At first glance, permeable pavers look similar to traditional pavers. The difference lies in the width of the joint between units, the material used to fill the joints, and the base upon which the pavers are installed. Wider joints, permeable joint material and an open graded base design all work together to direct water through the surface and into the subsoil below, instead of flowing off the surface and into overburdened storm sewer systems.



*Special materials are used in the joints and in the permeable base below, to encourage water to flow through.*

Some homeowners install rainwater collection systems underneath their paver projects to supply water to in-ground sprinkler systems.



## Permeable Paver Benefits



### Reduced Flooding

Storm sewers are less likely to overflow when more rainwater flows through the pavement surface.



### Improved Filtration

Road salts, pesticides, oil and other harmful pollutants are naturally filtered through a permeable system before they reach rivers and lakes.



### Increased Square Footage

Installing a permeable driveway can enable homeowners who live in regions where the ratio of impervious lot coverage is restricted, to install new landscape features such as a pool.



### Safety

Decreased puddling on the surface of permeable pavement will reduce ice build-up in winter.



### Long-term Savings

Rainwater collection systems beneath pavers can reduce the expense of water used for irrigation and may be eligible for tax credits and subsidies.



Keep an eye out for our permeable icon throughout our product pages.

While all segmental paving can be permeable to some degree, these products feature special spacer bars that promote exceptional flow-through.

**ECO-HEX™**

**ECO-PROMENADE™**

**ECO-PRIORA™ PREMIER**

**NORDIC COBBLE™**

**THORNBURY® SMOOTH**

**TRIBECA COBBLE™**

**TREO SMOOTH™**

**TOWN HALL®**





# Collections

---

Unilock Collections streamline the product selection process by offering pavers, walls, steps and coping that will work well together to enhance any outdoor space.

ENDURACOLOR™

# Arcana™

COLLECTION

A bold choice for contemporary luxury







PATIOS & POOL DECKS

ENTRANCES  
& WALKWAYS



STEPS & COPING



VERTICAL FEATURES




## SLABS



MODENA



CORVARA



VIVANTO

## SMOOTH WALL



DARK CHARCOAL



OPAL BLEND

## NATURAL STONE STEPS & COPING



CASCADE



STONE CLIFF GREY




BLACK RIVER



# Arcana™ COLLECTION

## SLABS

See page 98 for product details



// 24 x 24



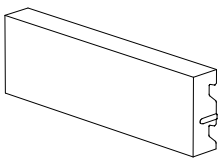
// 18 x 24



// 12 x 24

## SMOOTH WALL

See pages 173-176 for product details

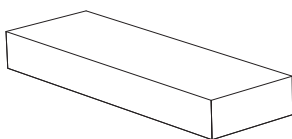


// U-Cara Fascia Panel  
18 x 6"

// 2 Unit Corner Bundle  
21 x 6"  
9 x 6"

## NATURAL STONE STEPS

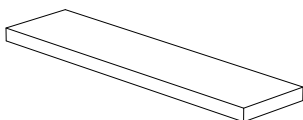
See page 195 for product details



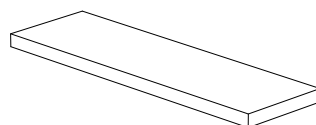
// 48 x 16"  
Rockface or Straight Edge

## NATURAL STONE COPING

See page 195 for product details



// 48 x 12"



// 48 x 14" Fullnose, Rockface and Straight Edge

ENDURACOLOR™

# Beacon Hill™

COLLECTION


From contemporary to traditional, this collection has something for everyone





ENTRANCES  
& DRIVEWAYS

PATIOS & POOL DECKS



STEPS & COPING



VERTICAL FEATURES



## SMOOTH PAVERS AND WALLS



FOSSIL



GRANITE FUSION



OPAL BLEND



OAT BEIGE

## FLAGSTONE PAVERS / PITCHED WALLS



FOSSIL



GRANITE FUSION

## COPING



DARK CHARCOAL

## WALL ACCENT




ONYX BLACK


## TEXTURED WALLS



FOSSIL




GRANITE FUSION



OPAL BLEND




DARK CHARCOAL



# Beacon Hill™ COLLECTION

## SMOOTH AND FLAGSTONE PAVERS

See page 101-104 for product details



RANDOM BUNDLE

// 22½ x 15

// 15 x 15

// 7½ x 15



// 7½ x 15

Smooth Only

## SMOOTH SLAB

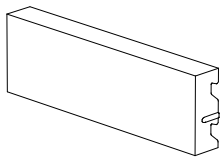
See page 106 for product details



// 22½ x 37½"

## SMOOTH, PITCHED AND TEXTURED WALL AND STEP

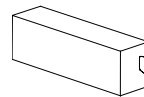
See pages 173-176 for product details



// U-Cara Fascia Panel

18 x 6"

// U-Cara Accent



9 x 3"

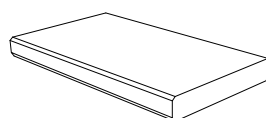
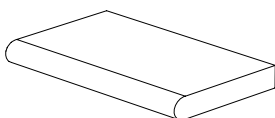
// 2 Unit Corner Bundle

21 x 6"

9 x 6"

## SMOOTH COPING

See page 189 for product details



// 24 x 14"

Fullnose or Chamfered

ENDURACOLOR™

# Umbriano®

COLLECTION

Sleek, modern look of granite







PATIOS & POOL DECKS


DRIVEWAYS  
& ENTRANCES



STEPS & COPING



VERTICAL FEATURES



FRENCH GREY



GRENADA WHITE



SUMMER WHEAT



WINTER MARVEL




MIDNIGHT SKY



# Umbriano® COLLECTION

## PAVERS AND SLABS

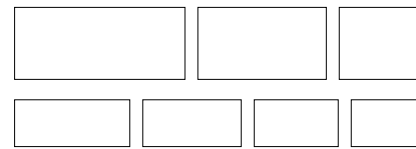
See pages 144 - 148 for product details



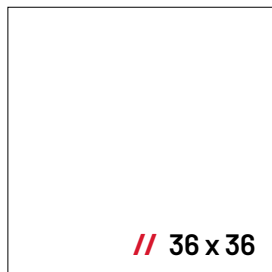
RANDOM BUNDLE

- // 21 x 14
- // 14 x 14
- // 7 x 14


ARTLINE BUNDLE



// 7 units



// 36 x 36



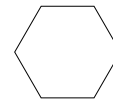
// 18 x 36




// 8 x 16



// 7 x 14



// Eco-Hex



// 24 x 24



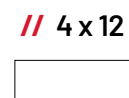
// 21 x 35



// 12 x 24



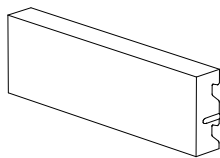
// 8 x 24



// 4 x 12

## WALL AND STEPS

See pages 173-176 for product details



// U-Cara Fascia Panel

18 x 6"

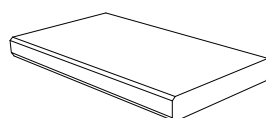
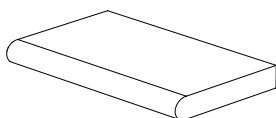
// 2 Unit Corner Bundle

21 x 6"

9 x 6"

## COPING

See page 192 for product details



// 24 x 14"

Fullnose or Chamfered

ENDURACOLOR™

# Urban™

COLLECTION


Out with the old, in with the Urban!





PATIOS & POOL DECKS

ENTRANCES  
& WALKWAYS



STEPS & COPING



VERTICAL FEATURES





INDIANA BUFF



STERLING



DARK CHARCOAL



# Urban<sup>TM</sup> COLLECTION

## PAVERS & SLABS

See page 150 for product details



// 18 x 36



// 18 x 24



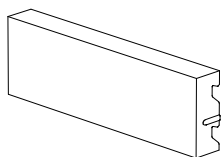
// 9 x 9"



// 7½ x 15

## WALL AND STEP

See pages 173-176 for product details



// U-Cara Fascia Panel

18 x 6"

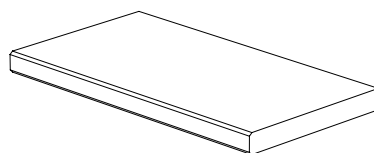
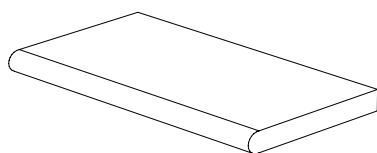
// 2 Unit Corner Bundle

21 x 6"

9 x 6"

## COPING

See page 191 for product details



// 35½ x 19"

Fullnose or Chamfered

# Natural Stone

PRODUCT LINE

Natural beauty that endures







PATIOS

ENTRANCES  
& WALKWAYS



POOL DECKS


STEPS & COPING




# Natural Stone

## INDIVIDUAL SLABS


Sawn Edge



**24 x 24**  
 $23\frac{3}{4} \times 23\frac{3}{4} \times \frac{7}{8}$ "  
 590 x 590 x 22mm



**12 x 24**  
 $11\frac{1}{2} \times 23\frac{3}{4} \times \frac{7}{8}$ "  
 290 x 590 x 22mm



**24 x 36**  
 $23\frac{3}{4} \times 35 \times \frac{7}{8}$ "  
 590 x 890 x 22mm




**18 x 24**  
 $17\frac{3}{8} \times 23\frac{3}{4} \times \frac{7}{8}$ "  
 440 x 590 x 22mm


## 4 UNIT RANDOM BUNDLE

Sawn Edge


Stone Cliff Grey and Hearthstone only




**24 x 24**  
 $23\frac{3}{4} \times 23\frac{3}{4} \times 1\frac{1}{2}$ "  
 590 x 590 x 38mm



**12 x 24**  
 $11\frac{1}{2} \times 23\frac{3}{4} \times 1\frac{1}{2}$ "  
 290 x 590 x 38mm




**24 x 36**  
 $23\frac{3}{4} \times 35 \times 1\frac{1}{2}$ "  
 590 x 890 x 38mm




**18 x 24**  
 $17\frac{3}{8} \times 23\frac{3}{4} \times 1\frac{1}{2}$ "  
 440 x 590 x 38mm



CASCADE SANDSTONE ▲ NEW



GREYFIELD SANDSTONE



STONE CLIFF GREY SANDSTONE



BLACK RIVER LIMESTONE

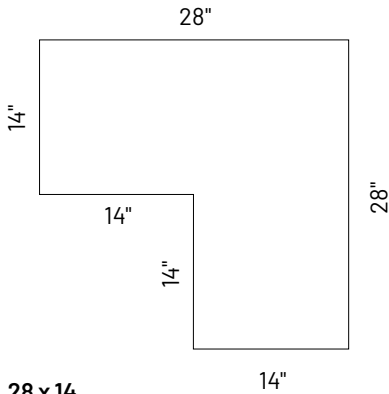


HEARTHSTONE LIMESTONE  
 Slabs only

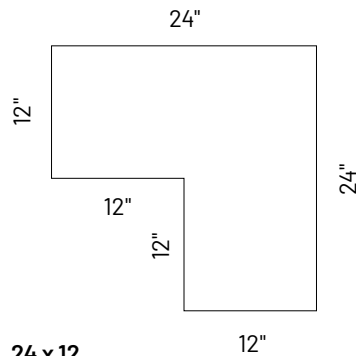
## NEW CORNER COPING

Fullnose and Straight Edge

Corner coping provides seamless 90° corners for pool, walls and so much more.



**28 x 14**  
28 x 14 x 2"  
710 x 355 x 50

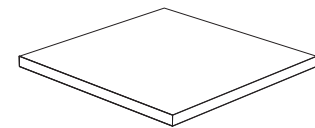


**24 x 12**  
23<sup>5</sup>/<sub>8</sub> x 11<sup>7</sup>/<sub>8</sub> x 2"  
600 x 300 x 50

## NEW INSERT COPING

Sawn Edge

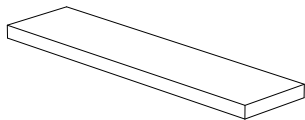
Insert coping is ideal for those retractable pool covers. Allowing easy access while keeping a continuous look and feel.



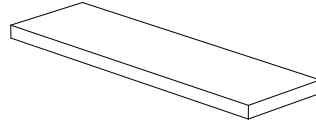
24 x 24 x 2"  
600 x 600 x 50mm

## COPING

Fullnose, Rockface and Straight Edge



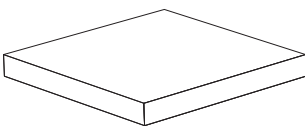
**48 x 12**  
47<sup>1</sup>/<sub>2</sub> x 11<sup>7</sup>/<sub>8</sub> x 2"  
1200 x 300 x 50



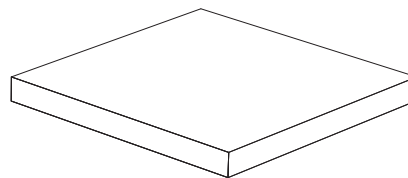
**48 x 14**  
47<sup>1</sup>/<sub>2</sub> x 14 x 2"  
1200 x 355 x 50

## PILLAR CAPS

Rockface and Straight Edge



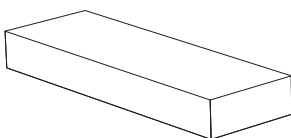
**24" PILLAR CAP**  
23<sup>5</sup>/<sub>8</sub> x 23<sup>5</sup>/<sub>8</sub> x 2<sup>5</sup>/<sub>8</sub>"  
600 x 600 x 64mm



**28" PILLAR CAP**  
28 x 28 x 2<sup>5</sup>/<sub>8</sub>"  
710 x 710 x 64mm

## STEP

Rockface and Straight Edge



**48 x 16**  
47<sup>1</sup>/<sub>4</sub> x 15<sup>3</sup>/<sub>4</sub> x 5<sup>7</sup>/<sub>8</sub>"  
1200 x 400 x 150

## EDGE DETAILS



Fullnose



Rockface



Straight Edge



# Elegance

PRODUCT LINE

Deep rich colors and timeless textures






ENTRANCES  
& WALKWAYS



DRIVEWAYS



PATIOS



VERTICAL FEATURES



Scan here for  
project inspiration.

# Copthorne®

Inspired by the enduring charm of European street pavers, Copthorne combines classic beauty with exceptional strength—up to four times that of traditional concrete. Crafted from varied stone textures, its authentic, richly colored surface elevates any space with sophistication and lasting resilience, making it the ultimate choice for a timeless elegance.

See page 114 for product details

 **ELEGANCE™**





Scan here for  
project inspiration.




# Courtstone<sup>®</sup>

With its polished finish and old-world sophistication, Courtstone transforms driveways and walkways into luxurious landscapes. Cast from authentic European cobblestones yet manufactured for exceptional interlock and ease of installation, its rich, versatile color palette makes Courtstone a go-to for creating striking driveways, intricate borders, and standout banding accents.

See page 116 for product details

 **ELEGANCE<sup>™</sup>**





Scan here for  
project inspiration.


# Richcliff®

Inspired by the rugged beauty of natural cut flagstone, Richcliff blends durability with timeless aesthetics for driveways, patios, and commercial spaces. Its multitude of stone textures create a seamlessly random, organic look that echos nature's design, yet it's built to withstand the elements without cracking or fading. Richcliff delivers timeless beauty with lasting resilience.

See page 128 for product details

 **ELEGANCE™**





Scan here for  
project inspiration.

# Town Hall<sup>®</sup>

Modeled after iconic North American clay pavers, Town Hall brings historic charm to traditional and permeable landscapes alike. Its deep colors and classic silhouette are ideal for borders, statement accents or driveways. Each paver is cast from a blend of surfaces to deliver a vintage, streetscape allure that enriches any project with a sense of heritage.

See page 136 for product details

 **ELEGANCE**







# Rivercrest®

Designed to evoke the timeless beauty of stacked flagstone, Rivercrest offers the elegance and character of natural stone with the durability, affordability, and ease of installation of a high-quality wall system. Perfect for garden walls and pillars, Rivercrest blends seamlessly with any landscape, offering an award-winning solution for modern yet classic outdoor design.



See page 170 for product details



Buff with Ledgestone™ coping








# Pavers & Slabs

---

From traditional shapes and textures to the most advanced technology and unique styles, the choices available in our paver collection are unrivaled in the industry.






# Arcana™

---

Exclusive to **UNILOCK**



AVORIO



MODENA




CORVARA



VIVANTO

**INDIVIDUAL UNITS** PEDESTRIAN ONLY

Enhanced Surface



**24 x 24**  
23<sup>7</sup>/<sub>8</sub> x 23<sup>7</sup>/<sub>8</sub> x 2"  
606 x 606 x 50mm



**18 x 24**  
17<sup>7</sup>/<sub>8</sub> x 23<sup>7</sup>/<sub>8</sub> x 2"  
453 x 606 x 50mm



**12 x 24**  
11<sup>7</sup>/<sub>8</sub> x 23<sup>7</sup>/<sub>8</sub> x 2"  
301 x 606 x 50mm



**TOP**

Granite Fusion (Steel Mountain)

**BOTTOM**

Umbriano finish mix (Winter Marvel and French Grey) blended on site

Color selection should be chosen from actual samples.



# Artline™

## SMOOTH FINISH



FOSSIL




GRANITE FUSION (STEEL MOUNTAIN)

## UMBRIANO® FINISH - EASYCLEAN



WINTER MARVEL




FRENCH GREY



MIDNIGHT SKY

**▲ NEW**

## 7 UNIT RANDOM BUNDLE DRIVE FRIENDLY



$7\frac{1}{2} \times 17\frac{3}{4} \times 2\frac{3}{4}$ "  
 188 x 450 x 70mm

$7\frac{1}{2} \times 13\frac{3}{8} \times 2\frac{3}{4}$ "  
 188 x 338 x 70mm

$7\frac{1}{2} \times 8\frac{7}{8} \times 2\frac{3}{4}$ "  
 188 x 225 x 70mm



$4\frac{7}{8} \times 17\frac{3}{4} \times 2\frac{3}{4}$ "  
 125 x 450 x 70mm

$4\frac{7}{8} \times 13\frac{3}{8} \times 2\frac{3}{4}$ "  
 125 x 338 x 70mm

$4\frac{7}{8} \times 10\frac{3}{8} \times 2\frac{3}{4}$ "  
 125 x 263 x 70mm

$4\frac{7}{8} \times 6\frac{3}{4} \times 2\frac{3}{4}$ "  
 125 x 169 x 70mm



Color selection should be chosen from actual samples.

**Pavers:** Fossil with Holland Premier™ (Dark Charcoal) accents  
**Grill Island:** U-Cara® Pitched (Fossil) and Smooth (Dark Charcoal) accent **Coping:** Fullnose™ (Charcoal)

# Beacon Hill™ Flagstone

60MM & 80MM



FOSSIL



GRANITE FUSION (STEEL MOUNTAIN)

60MM ONLY



ALMOND GROVE




SIERRA



TUSCANY

### 3 UNIT RANDOM BUNDLE 60MM & 80MM


60mm not suitable for vehicular applications. 80mm can handle vehicular loads.



Large Rectangle  
 15 x 22½ x 2⅜ (3⅞)"  
 380 x 570 x 60 (80) mm

Small Rectangle  
 7½ x 15 x 2⅜ (3⅞)"  
 190 x 380 x 60 (80) mm

Square  
 15 x 15 x 2⅜ (3⅞)"  
 380 x 380 x 60 (80) mm




Color selection should be chosen from actual samples.


**Pavers:** Granite Fusion (Steel Mountain) with Cophorne® (Basalt and Steel Blue) accents  
**Fire Feature and Grill Island:** Rivercrest™ Wall (Coastal Slate) with Natural Stone (Stone Cliff Grey) coping



# Beacon Hill™ Smooth



OPAL BLEND



GRANITE FUSION (STEEL MOUNTAIN)



ALMOND GROVE

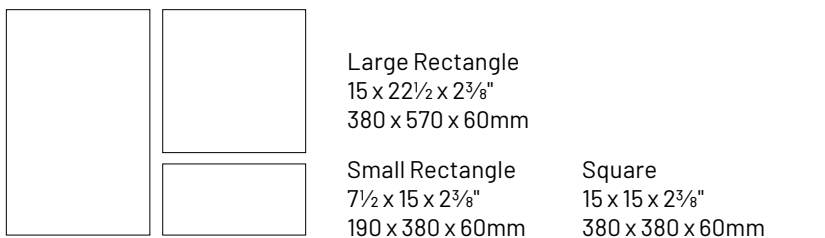


FOSSIL



TUSCANY

**3 UNIT RANDOM BUNDLE** PEDESTRIAN ONLY



**SMALL RECTANGLE** SOLD SEPARATELY

7½ x 15 x 2⅜"  
190 x 380 x 60mm



Opal Blend

Granite Fusion  
(Steel Mountain)

Almond Grove

Fossil


Tuscany

Dark Charcoal




# Beacon Hill™ Smooth


**ENDURACOLOR™**



OPAL BLEND




GRANITE FUSION (STEEL MOUNTAIN)



OAT BEIGE

**▲ NEW**

## 3 UNIT RANDOM BUNDLE PEDESTRIAN ONLY



Large Rectangle  
15 x 22½ x 2⅜"  
380 x 570 x 60mm

Small Rectangle  
7½ x 15 x 2⅜"  
190 x 380 x 60mm

Square  
15 x 15 x 2⅜"  
380 x 380 x 60mm

## SMALL RECTANGLE SOLD SEPARATELY



Opal Blend



Granite Fusion



Oat Beige



Dark Charcoal

7½ x 15 x 2⅜"  
190 x 380 x 60mm

Granite Fusion

Color selection should be chosen from actual samples.



# Beacon Hill™ Smooth Slab

**ENDURACOLOR™**



OPAL BLEND



GRANITE FUSION (STEEL MOUNTAIN)



FOSSIL

**INDIVIDUAL UNIT** PEDESTRIAN ONLY



22½ x 37½ x 2⅜"  
570 x 950 x 60mm

Color selection should be chosen from actual samples.

Opal Blend with Cophorne® (Basalt) accents and Umbriano® coping



Color selection should be chosen from actual samples.

Steel Mountain with Cophorne® (Basalt) accent




# Bristol Valley®

---


Exclusive to **JNIOCK**



STEEL MOUNTAIN




FOSSIL



WALNUT


**3 UNIT RANDOM BUNDLE** PEDESTRIAN ONLY



Large Rectangle  
 15 x 22½ x 2⅜"  
 380 x 570 x 60mm

Small Rectangle  
 7½ x 15 x 2⅜"  
 190 x 380 x 60mm

Square  
 15 x 15 x 2⅜"  
 380 x 380 x 60mm



Color selection should be chosen from actual samples.


Sandstone with Copthorne® (3 Color Blend) accents and Rivercrest™ Wall (Buff)

# Brussels Block®



SANDSTONE

▲ NEW



SIERRA





LIMESTONE





CHARCOAL  
Standard stone only

**INDIVIDUAL UNITS** DRIVE FRIENDLY ————— Antiqued Finish

	XL Stone 8 1/4 x 13 3/4 x 2 3/4" 208 x 348 x 70mm
---	---

	Standard Stone 6 7/8 x 8 1/4 x 2 3/4" 173 x 208 x 70mm
---	--

	Half Stone 4 x 6 7/8 x 2 3/4" 104 x 173 x 70mm
---	--



Color selection should be chosen from actual samples.

Almond Grove with Courtstone® (Basalt and Belgian Blue mix) apron and accents



# Camelot™ Premier


---



ALMOND GROVE



GRANITE FUSION (STEEL MOUNTAIN)



DARK CHARCOAL  
Rectangle only

## INDIVIDUAL UNITS DRIVE FRIENDLY

---



Rectangle  
6 x 9 x 2<sup>3</sup>/<sub>8</sub>"  
150 x 225 x 60mm



Square  
6 x 6 x 2<sup>3</sup>/<sub>8</sub>"  
150 x 150 x 60mm




Color selection should be chosen from actual samples.

3 Color Blend with Richcliff® (Dawn Mist)




# Copthorne®


Exclusive to **UNILOCK**




BURGUNDY RED




BURNT CLAY




OLD OAK




3 COLOR BLEND  
Blended on Site




ARCTIC GREY



STEEL BLUE




BASALT



3 COLOR GREY BLEND  
Blended on Site

**INDIVIDUAL UNIT** DRIVE FRIENDLY

  $2\frac{5}{8} \times 7\frac{7}{8} \times 2\frac{3}{8}$ "  
65 x 200 x 60mm



Color selection should be chosen from actual samples.

Basalt



# Courtstone®

Exclusive to **UNILOCK**



BASALT




BELGIAN BLUE



BASALT / BELGIAN BLUE Blended on Site



DAWN MIST



PEBBLE TAUPE



DAWN MIST / PEBBLE TAUPE  
Blended on Site

**5 UNIT RANDOM BUNDLE** DRIVE FRIENDLY



**XL Rectangle**  
5 1/8 x 8 3/8 x 2 3/8"  
130 x 215 x 60mm

**Large Rectangle**  
5 1/8 x 7 1/4 x 2 3/8"  
130 x 185 x 60mm


**Small Rectangle**  
5 1/8 x 5 3/4 x 2 3/8"  
130 x 145 x 60mm

**Rectangle**  
5 1/8 x 6 1/2 x 2 3/8"  
130 x 165 x 60mm

**Square**  
5 1/8 x 5 1/8 x 2 3/8"  
130 x 130 x 60mm



**NEW**

Eco-Hex™ 

**ENDURACOLOR™**

 **EasyClean™**



WINTER MARVEL



FRENCH GREY

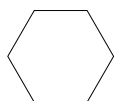


MIDNIGHT SKY

**INDIVIDUAL UNIT** PERMEABLE DRIVE FRIENDLY

Umbriano® Finish

Exclusive to **JNLOCK**



**8 x 8**  
 $7\frac{7}{8} \times 7\frac{7}{8} \times 2\frac{3}{8}$ "  
 200 x 200 x 60mm

Color selection should be chosen from actual samples.

French Grey, Winter Marvel and Midnight Sky (Blended on site)




# Eco-Priora™ Premier

**ENDURACOLOR™**



OPAL BLEND



GRANITE FUSION (STEEL MOUNTAIN)



STEEL GREY

**INDIVIDUAL UNITS** DRIVE FRIENDLY



**5 x 10**  
4¾ x 9½ x 3⅞"  
120 x 240 x 80mm

Color selection should be chosen from actual samples.

Opal Blend



Eco-Promenade® 

ENDURACOLOR™

EcoTerra™ 



LIGHT OPAL BLEND



LIGHT STEEL GREY BLEND



**ECOTERRA**

Reduced carbon emissions and refined surface protection

**INDIVIDUAL UNIT** PERMEABLE DRIVE FRIENDLY \_\_\_\_\_ Enhanced Surface

4 x 12  
 3 7/8 x 11 7/8 x 3 1/8"  
 100 x 300 x 80mm 

Color selection should be chosen from actual samples.


Light Steel Grey Blend





# Hex™

**ENDURACOLOR™**



OPAL BLEND

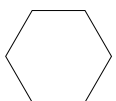


GRANITE FUSION (STEEL MOUNTAIN)



STEEL GREY


**INDIVIDUAL UNIT** DRIVE FRIENDLY



**8 x 8**  
7<sup>7</sup>/<sub>8</sub> x 7<sup>7</sup>/<sub>8</sub> x 2<sup>3</sup>/<sub>4</sub>"  
200 x 200 x 70mm

Color selection should be chosen from actual samples.

Granite Fusion and Steel Grey (Blended on site) with Series™ (Onyx Black) accent



Color selection should be chosen from actual samples.

Fossil with Dark Charcoal accent

# Holland Premier™

---



ALMOND GROVE



FOSSIL



RUSTIC RED




GRANITE FUSION (STEEL MOUNTAIN)



DARK CHARCOAL

**INDIVIDUAL UNIT** DRIVE FRIENDLY

---


 **4 x 8**  
3<sup>7</sup>/<sub>8</sub> x 7<sup>7</sup>/<sub>8</sub> x 2<sup>3</sup>/<sub>8</sub>"  
100 x 200 x 60mm



# Mattoni™

---

**ENDURACOLOR™**



GRANITE FUSION



DARK CHARCOAL



SABLE BLEND



COCOA BROWN

**INDIVIDUAL UNIT** DRIVE FRIENDLY

Exclusive to **JNIBLOCK™**



2<sup>3</sup>/<sub>8</sub> x 9<sup>1</sup>/<sub>2</sub> x 2<sup>3</sup>/<sub>4</sub>"  
60 x 240 x 70mm

Color selection should be chosen from actual samples.

Sable Blend with Cocoa Brown accent



# Nordic Cobble™


**ENDURACOLOR™**



OPAL BLEND



GRANITE FUSION



DARK CHARCOAL

**INDIVIDUAL UNIT** PERMEABLE DRIVE FRIENDLY

Exclusive to **JNIOLOCK**



Trapezoid  
3<sup>5</sup>/<sub>8</sub> x 3<sup>3</sup>/<sub>4</sub> x 2<sup>3</sup>/<sub>8</sub>"  
89.9 x 94 x 60mm

Color selection should be chosen from actual samples.

Dark Charcoal



Color selection should be chosen from actual samples.

Frost with Cophorne® (Basalt) accents



# Revela™ Slab

---



METALLIC GREY



MICA GREY



DARK CHARCOAL



FROST




SAVANNAH

**SLAB** PEDESTRIAN ONLY

Enhanced Surface



**18 x 24**  
17<sup>7</sup>/<sub>8</sub> x 23<sup>5</sup>/<sub>8</sub> x 2<sup>3</sup>/<sub>8</sub>"  
450 x 600 x 60mm



Color selection should be chosen from actual samples.

Dawn Mist






# Richcliff®


Exclusive to **UNILOCK**



SMOKE SHALE



DAWN MIST

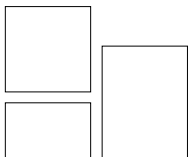


PEBBLE TAUPE



PEBBLE TAUPE / DAWN MIST  
Blended on Site

**3 UNIT RANDOM BUNDLE** DRIVE FRIENDLY



Rectangle	Square	Small Rectangle
8 <sup>7</sup> / <sub>8</sub> x 11 <sup>7</sup> / <sub>8</sub> x 2 <sup>3</sup> / <sub>8</sub> "	8 <sup>7</sup> / <sub>8</sub> x 8 <sup>7</sup> / <sub>8</sub> x 2 <sup>3</sup> / <sub>8</sub> "	5 <sup>7</sup> / <sub>8</sub> x 8 <sup>7</sup> / <sub>8</sub> x 2 <sup>3</sup> / <sub>8</sub> "
226 x 300 x 60mm	226 x 226 x 60mm	150 x 226 x 60mm

**LARGE RECTANGLE** PEDESTRIAN ONLY



11<sup>7</sup>/<sub>8</sub> x 20<sup>7</sup>/<sub>8</sub> x 2<sup>3</sup>/<sub>8</sub>"  
302 x 528 x 60mm



# Series™

---


**ENDURACOLOR™**



BLACK GRANITE

**INDIVIDUAL UNIT** DRIVE FRIENDLY

Exposed Granite


**4 x 8**  
 3<sup>7</sup>/<sub>8</sub> x 7<sup>7</sup>/<sub>8</sub> x 2<sup>3</sup>/<sub>4</sub>"  
 100 x 200 x 70mm

Color selection should be chosen from actual samples.

Black Granite accent with Artline™ (Granite Fusion) pavers



# Skyline™

**ENDURACOLOR™**



SILVER GREY



CHAMOIS

Perfect for roof decks  
and other raised  
floor applications.

Ask us about our new Skyview™  
pedestal system.



**SLAB**  
PEDESTRIAN ONLY

**24 x 24**  
23<sup>5</sup>/<sub>8</sub> x 23<sup>5</sup>/<sub>8</sub> x 2<sup>3</sup>/<sub>8</sub>"  
600 x 600 x 60mm

Color selection should be chosen from actual samples.

Silver Grey and Chamois



Color selection should be chosen from actual samples.


Dark Charcoal with Mattoni™ (Granite Fusion) paver rug **Fire pit:** U-Cara® Smooth (Granite Fusion)



# Soreno™

---


Exclusive to **UNILOCK**



TOSCANA BEIGE



LIGHT GRANITE



DARK CHARCOAL  
*(Blasted Surface)*


**▲ NEW**

**INDIVIDUAL UNIT** PEDESTRIAN ONLY

Enhanced Surface



16 x 32 x 2"  
407 x 815 x 50mm



Color selection should be chosen from actual samples.

Granite Fusion

# Thornbury™ Smooth

---

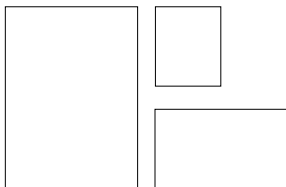


FOSSIL



GRANITE FUSION (STEEL MOUNTAIN)

**3 UNIT RANDOM BUNDLE** PERMEABLE DRIVE FRIENDLY



Large Rectangle  
13¾ x 16½ x 2¾"  
350 x 420 x 70mm

Medium Rectangle  
13¾ x 8¼ x 2¾"  
350 x 210 x 70mm

Small Rectangle  
6⅞ x 8¼ x 2¾"  
173 x 210 x 70mm







# Town Hall®

---

Exclusive to **UNILOCK**



BURGUNDY RED



BURNT CLAY



OLD OAK




3 COLOR BLEND Blended on Site



BASALT

**INDIVIDUAL UNIT** PERMEABLE DRIVE FRIENDLY

---

  $3\frac{3}{8} \times 9\frac{7}{8} \times 2\frac{3}{4}$ "  
100 x 250 x 70mm



# Transition™

---

**ENDURACOLOR™**



FOSSIL



SIERRA



GRANITE FUSION  
(STEEL MOUNTAIN)



DARK CHARCOAL

**INDIVIDUAL UNIT** DRIVE FRIENDLY

---



**6 x 9**  
5 7/8 x 9 x 2 3/8"  
150 x 230 x 60mm

Color selection should be chosen from actual samples.

Fossil with Courtstone® (Belgian Blue) accent



# Tribeca Cobble™

**ENDURACOLOR™**

Exposed Granite



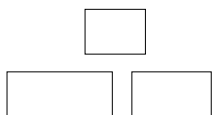
CRYSTALLINE BASALT



PEPPERED GRANITE



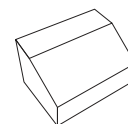
**3 UNIT RANDOM BUNDLE** PERMEABLE DRIVE FRIENDLY



**Large Rectangle**  
5 x 12 x 2 3/4"  
130 x 305 x 70mm

**Medium Rectangle**  
5 x 9 x 2 3/4"  
130 x 230 x 70mm

**Small Rectangle**  
5 x 7 x 2 3/4"  
130 x 175 x 70mm




**CURB UNIT**

7 x 9 x 11 1/2 x 4"  
180 x 230 x 290 x 100mm

Color selection should be chosen from actual samples.

Crystalline Basalt with Peppered Granite accent and curb unit



Color selection should be chosen from actual samples.

Tuscany with Cophorne® (Burgundy Red) accent

# Treo®

---



ALMOND GROVE



SLATE




GRANITE FUSION (STEEL MOUNTAIN)



SIERRA



FOSSIL

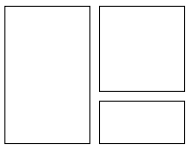


WALNUT



TUSCANY

**3 UNIT RANDOM BUNDLE** DRIVE FRIENDLY



Large Rectangle  
 $9\frac{1}{2} \times 13\frac{7}{8} \times 2\frac{3}{8}$ "  
 235 x 352.5 x 60mm

Square  
 $9\frac{1}{2} \times 9\frac{1}{2} \times 2\frac{3}{8}$ "  
 235 x 235 x 60mm

Small Rectangle  
 $4\frac{5}{8} \times 9\frac{1}{2} \times 2\frac{3}{8}$ "  
 117.5 x 235 x 60mm

**SMALL RECTANGLE** SOLD SEPARATELY



Almond Grove



Slate



Brown



Dark Charcoal



Granite Fusion  
 (Steel Mountain)



Sierra




Fossil




Walnut



Tuscany

  $4\frac{5}{8} \times 9\frac{1}{2} \times 2\frac{3}{8}$ "  
 117.5 x 235 x 60mm



Color selection should be chosen from actual samples.

**Pavers:** Granite Fusion with Copthorne® (Basalt) accent  
**Vertical Features:** U-Cara® Smooth (Granite Fusion) with Ledgestone™ (Buff) coping

# Treo® Smooth



ALMOND GROVE



SLATE



GRANITE FUSION (STEEL MOUNTAIN)

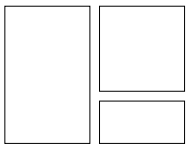


FOSSIL



WALNUT

**3 UNIT RANDOM BUNDLE** PERMEABLE DRIVE FRIENDLY



**Large Rectangle**  
9¼ x 13¾ x 2¾"  
233 x 349.5 x 60mm

**Square**  
9¼ x 9¼ x 2¾"  
233 x 233 x 60mm

**Small Rectangle**  
4⅝ x 9¼ x 2¾"  
116.5 x 233 x 60mm

**SMALL RECTANGLE** SOLD SEPARATELY




Almond Grove



Granite Fusion  
(Steel Mountain)



Fossil



Dark Charcoal



4⅝ x 9¼ x 2¾"  
116.5 x 233 x 60mm



Color selection should be chosen from actual samples.

Grenada White with Umbriano coping and U-Cara® seat wall (Grenada White)







# Umbriano®

## 50 & 60mm


Exclusive to **JNIOCK**




SUMMER WHEAT




WINTER MARVEL



GRENADA WHITE




FRENCH GREY



MIDNIGHT SKY

### 3 UNIT RANDOM BUNDLE PEDESTRIAN ONLY



**Large Rectangle**  
14 x 21 x 2<sup>3</sup>/<sub>8</sub>"  
360 x 540 x 60mm

**Small Rectangle**  
7 x 14 x 2<sup>3</sup>/<sub>8</sub>"  
180 x 360 x 60mm

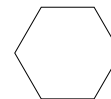
**Square**  
14 x 14 x 2<sup>3</sup>/<sub>8</sub>"  
360 x 360 x 60mm



**Small Rectangle**  
7 x 14 x 2<sup>3</sup>/<sub>8</sub>"  
180 x 360 x 60mm  
Midnight Sky only


**NEW ECO-HEX\***

Winter Marvel, French Grey  
and Midnight Sky



**8 x 8**  
7<sup>7</sup>/<sub>8</sub> x 7<sup>7</sup>/<sub>8</sub> x 2<sup>3</sup>/<sub>8</sub>"  
200 x 200 x 60mm

### 60MM SLABS\* PEDESTRIAN ONLY




21<sup>1</sup>/<sub>4</sub> x 35<sup>1</sup>/<sub>2</sub> x 2<sup>3</sup>/<sub>8</sub>"  
540 x 900 x 60mm



**18 x 36**  
17<sup>3</sup>/<sub>4</sub> x 35<sup>1</sup>/<sub>2</sub> x 2<sup>3</sup>/<sub>8</sub>"  
450 x 900 x 60mm  
Midnight Sky only

### NEW 50MM SLABS\* PEDESTRIAN ONLY



**12 x 24**  
11<sup>7</sup>/<sub>8</sub> x 23<sup>5</sup>/<sub>8</sub> x 2"  
300 x 600 x 50mm



**24 x 24**  
23<sup>5</sup>/<sub>8</sub> x 23<sup>5</sup>/<sub>8</sub> x 2"  
600 x 600 x 50mm

\* Lead time required.



Color selection should be chosen from actual samples.

Winter Marvel



# Umbriano®


## 80mm

---

Exclusive to **JNIOCK**




SUMMER WHEAT



WINTER MARVEL

**3 UNIT RANDOM BUNDLE\*** DRIVE FRIENDLY



Large Rectangle  
14 x 21 x 3/8"  
360 x 540 x 80mm

Small Rectangle  
7 x 14 x 3/8"  
180 x 360 x 80mm

Square  
14 x 14 x 3/8"  
360 x 360 x 80mm

**4 x 12\*** PERMEABLE DRIVE FRIENDLY




3 7/8 x 11 7/8 x 3/8"  
100 x 300 x 80mm

Available in French Grey, Winter Marvel and Midnight Sky only.  
See previous page for swatches.

See page 119 for additional finishes.

\*Lead time required.



Color selection should be chosen from actual samples.

Summer Wheat




# Umbriano®

## 70 & 100mm


Exclusive to **JNIOCK**



SUMMER WHEAT




WINTER MARVEL



GRENADA WHITE




FRENCH GREY



MIDNIGHT SKY


### 70MM\* PEDESTRIAN ONLY



**24 x 24**  
23 5/8 x 23 5/8 x 2 3/4"  
600 x 600 x 70mm



**8 x 24**  
7 7/8 x 23 5/8 x 2 3/4"  
200 x 600 x 70mm



**12 x 24**  
11 7/8 x 23 5/8 x 2 3/4"  
300 x 600 x 70mm



**8 x 16**  
7 7/8 x 15 3/4 x 2 3/4"  
200 x 400 x 70mm

### ARTLINE BUNDLE DRIVE FRIENDLY

Available in French Grey, Winter Marvel  
and Midnight Sky only



### 7 Unit Random Bundle

See page 100 for other finishes.

### 100MM DRIVE FRIENDLY

SPECIAL ORDER



**36 x 36**  
35 1/2 x 35 1/2 x 3 7/8"  
900 x 900 x 100mm

**NEW**



**18 x 36**  
17 3/4 x 35 1/2 x 3 7/8"  
450 x 900 x 100mm

**NEW**

\* Lead time required.




Color selection should be chosen from actual samples.

Indiana Buff with U-Cara<sup>®</sup> Smooth (Indiana Buff) and Urban coping (Indiana Buff)

# Urban™



INDIANA BUFF



STERLING



GRANITE FUSION (STEEL MOUNTAIN)



OPAL BLEND



FOSSIL



TUSCANY

## SLABS

### PEDESTRIAN ONLY



**18 x 24**  
 $17\frac{3}{4} \times 23\frac{5}{8} \times 2\frac{3}{8}$ "  
 450 x 600 x 60mm



**18 x 36 \***  
 $17\frac{3}{4} \times 35\frac{1}{2} \times 2\frac{3}{8}$ "  
 450 x 900 x 60mm  
 Indiana Buff and Sterling only

### DRIVE FRIENDLY



**18 x 36 \***  
 $17\frac{3}{4} \times 35\frac{1}{2} \times 4$ "  
 450 x 900 x 100mm  
 Indiana Buff and Sterling only

## INDIVIDUAL UNITS PEDESTRIAN ONLY



Dark Charcoal



$9 \times 9 \times 2\frac{3}{8}$ "  
 228 x 228 x 60mm

Dark Charcoal only



$7\frac{1}{2} \times 15 \times 2\frac{3}{8}$ "  
 190 x 380 x 60mm

Indiana Buff and Sterling only

\* Lead time required.



Color selection should be chosen from actual samples.

Fossil and Walnut (Blended on Site) with Mattoni™ (Sable Blend) accent





# Westport®


Exclusive to **UNILOCK**



FOSSIL



STEEL MOUNTAIN

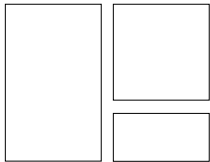


WALNUT



DARK CHARCOAL  
Rectangle Only

**3 UNIT RANDOM BUNDLE** DRIVE FRIENDLY



Large Rectangle  
10 x 15 x 2<sup>3</sup>/<sub>4</sub>"  
254 x 380 x 70mm

Square  
10 x 10 x 2<sup>3</sup>/<sub>4</sub>"  
254 x 254 x 70mm

Rectangle  
5 x 10 x 2<sup>3</sup>/<sub>4</sub>"  
127 x 254 x 70mm

**RECTANGLE** SOLD SEPARATELY




Fossil



Steel Mountain



Walnut



Dark Charcoal



5 x 10 x 2<sup>3</sup>/<sub>4</sub>"  
127 x 254 x 70mm



**Top** Gotham Bianco

**Bottom** Nature Dolomite

Please contact your contractor or a local Unilock Authorized Dealer for more information and availability.

Color selection should be chosen from actual samples.

# Porcelain Tile

Suitable for wood decks and concrete overlays.

## 24 X 24 PEDESTRIAN ONLY



GOTHAM BIANCO



GOTHAM GRAY




GOTHAM NERO



TRAVSTONE BEIGE




TRAVSTONE GRAY



NEW ENGLAND WHITE



NEW ENGLAND IVORY




NEW ENGLAND COLD GRAY



NATURE CARRARA



NATURE DOLOMITE



**24 x 24**  
 $23\frac{5}{8} \times 23\frac{5}{8} \times \frac{3}{4}$ "  
 600 x 600 x 20mm

## 16 X 32 PEDESTRIAN ONLY




QUARTZITE DARK GREY




QUARTZITE SAND



TRAVSTONE BEIGE




TRAVSTONE GRAY



NEW ENGLAND WHITE



NEW ENGLAND IVORY



NEW ENGLAND COLD GRAY



**16 x 32**  
 $15\frac{3}{4} \times 31\frac{1}{2} \times \frac{3}{4}$ "  
 400 x 800 x 20mm





# Retaining Walls & Vertical Features

---

Unlimited creative possibilities exist for retaining soil or building vertical features like grill islands and fire pits.

**Pavers:** Treo® Smooth with Hex™ and Copthorne® accent  
**Wall:** U-Cara® Wall Mount System with U-Cara Smooth Fascia Panels



**TOP** Limestone with Beacon Hill™ Smooth (Granite Fusion) paver

**LEFT** Sierra with Bristol Valley® (Granite Fusion) and Cophorne® (Basalt) accent pavers

**RIGHT** Sierra with Cophorne (Basalt) accent and LedgeStone coping (Grey)

Color selection should be chosen from actual samples.

# Brussels Dimensional Stone®

---



LIMESTONE



SIERRA



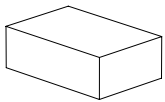
SANDSTONE

▲ NEW

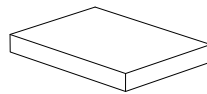


CHARCOAL

▲ NEW



**STANDARD**  
11<sup>7</sup>/<sub>8</sub> x 7<sup>7</sup>/<sub>8</sub> x 3<sup>7</sup>/<sub>8</sub>"  
300 x 200 x 100mm



**UNIVERSAL BASE UNIT**  
19 x 14 x 2<sup>1</sup>/<sub>4</sub>"  
482 x 355 x 55mm

Only available in Natural

## SUNSET FIRE PIT KITS

---



Available in round and square.  
See page 180 for additional information.

Fire pit kits not available in Charcoal.



**TOP** Granite with Beacon Hill™ Smooth (Fossil) pavers

**LEFT** Granite

**RIGHT** Granite with Granite Coping

Color selection should be chosen from actual samples.



# Concord Wall™

---



GRANITE



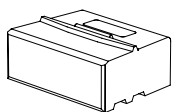
ALMOND GROVE



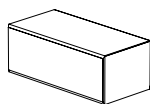
SIERRA

## INDIVIDUAL UNITS

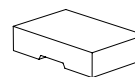
---



**XL UNIT**  
 $15\frac{3}{4} \times 11\frac{7}{8} \times 5\frac{7}{8}$ "  
 400 x 300 x 150 mm



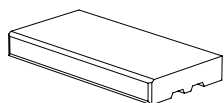
**CORNER**  
 $11\frac{7}{8} \times 7\frac{7}{8} \times 5\frac{7}{8}$ "  
 300 x 200 x 150mm



**WEDGE CAP UNIT**  
 $12\frac{3}{4} \times 8\frac{1}{2} (7\frac{3}{8}) \times 3$ "  
 323 x 215 x (187.5) x 75mm

## COPING / STEP TREAD

---



$23\frac{5}{8} \times 11\frac{7}{8} \times 3$ "  
 600 x 300 x 75mm



**TOP** Almond Grove with Copthorne® (Basalt) accent

**LEFT** Granite with Fullnose™ coping (Charcoal) and Copthorne (Burgundy Red) accent granite

**RIGHT** Sierra with Ledgestone™ Fullnose (Buff) coping

Color selection should be chosen from actual samples.

# Estate Wall™



GRANITE

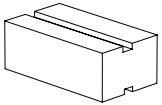


ALMOND GROVE

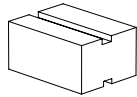


SIERRA

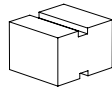
## 3 UNIT 6" BUNDLE



6" Large Unit  
16 x 9 x 5 7/8"  
406 x 228 x 150mm

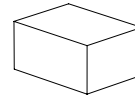


6" Medium Unit  
12 x 9 x 5 7/8"  
305 x 228 x 150mm



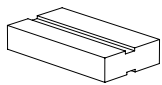
6" Small Unit  
8 x 9 x 5 7/8"  
203 x 228 x 150mm

## 6" PILLAR/CORNER

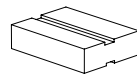


12 1/2 x 9 x 5 7/8"  
318 x 229 x 150mm

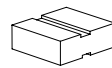
## 3 UNIT 3" BUNDLE



3" Large Unit  
16 x 9 x 3"  
406 x 228 x 75mm

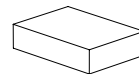


3" Medium Unit  
12 x 9 x 3"  
305 x 228 x 75mm



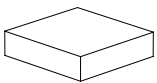
3" Small Unit  
8 x 9 x 3"  
203 x 228 x 75mm

## 3" PILLAR/CORNER

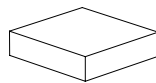


12 1/2 x 9 x 3"  
318 x 229 x 75mm

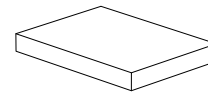
## 2 UNIT COPING BUNDLE




Coping Unit  
12 1/2 x 12 x 3"  
317.5 x 304.8 x 76.2 mm



Closed-end Coping Unit  
12 1/2 x 12 x 3"  
317.5 x 304.8 x 76.2 mm



**UNIVERSAL BASE UNIT**  
19 x 14 x 2 1/4"  
482 x 355 x 55mm  
Only available in Natural



**TOP** Granite with Holland Premier™ (Dark Charcoal) banding and Treo® Smooth (Granite Fusion) pavers with Holland Premier (Dark Charcoal) accent

**LEFT** Sierra with Artline™ (Fossil) pavers and Town Hall® (Basalt) accent

**RIGHT** Graphite with Granite accent and Natural Stone (Black River) coping

Color selection should be chosen from actual samples.

# Lineo™ Dimensional Stone



GRANITE



ALMOND GROVE



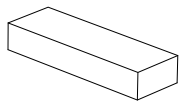
SIERRA



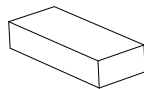
GRAPHITE

▲ NEW

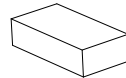
## 4 UNIT RANDOM BUNDLE



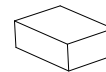
23<sup>5</sup>/<sub>8</sub> x 7<sup>7</sup>/<sub>8</sub> x 3<sup>3</sup>/<sub>8</sub>"  
600 x 200 x 100mm



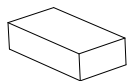
19<sup>3</sup>/<sub>4</sub> x 7<sup>7</sup>/<sub>8</sub> x 3<sup>3</sup>/<sub>8</sub>"  
500 x 200 x 100mm



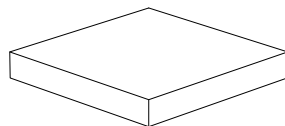
15<sup>3</sup>/<sub>4</sub> x 7<sup>7</sup>/<sub>8</sub> x 3<sup>3</sup>/<sub>8</sub>"  
400 x 200 x 100mm



11<sup>7</sup>/<sub>8</sub> x 7<sup>7</sup>/<sub>8</sub> x 3<sup>3</sup>/<sub>8</sub>"  
300 x 200 x 100mm



**PILLAR / CORNER**  
11<sup>7</sup>/<sub>8</sub> x 7<sup>7</sup>/<sub>8</sub> x 3<sup>3</sup>/<sub>8</sub>"  
300 x 200 x 100mm



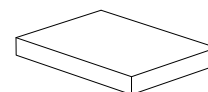
**ARCHITECTURAL  
PILLAR CAP**  
28 x 28 x 3"  
711 x 711 x 100mm

## LINEO FIRE PIT KIT



◀ NEW

Fire pit kit inserts and accessories sold separately. See page 180 for more details.



**UNIVERSAL BASE UNIT**  
19 x 14 x 2<sup>1</sup>/<sub>4</sub>"  
482 x 355 x 55mm

Only available in Natural



# Pisa™ XL Smooth

---



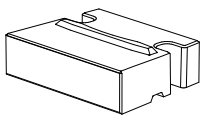
GRANITE



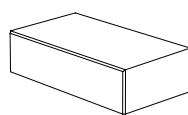
ALMOND GROVE



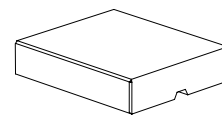
SANDSTONE



**XL TAPERED**  
 $15\frac{3}{4} \times 11\frac{7}{8} \times 5\frac{7}{8}$ "  
 $400 \times 300 \times 150$  mm



**CORNER**  
 $15\frac{3}{4} \times 7\frac{7}{8} \times 5\frac{7}{8}$ "  
 $400 \times 200 \times 150$  mm



**COPING**  
 $15\frac{3}{4} \times 12\frac{3}{4} \times 3$ "  
 $400 \times 325 \times 75$  mm

Color selection should be chosen from actual samples.

Granite



# Pisa™ Edge



GRANITE




SANDSTONE



ALMOND GROVE

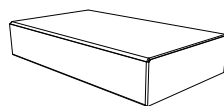


SIERRA



**STANDARD/  
CORNER**

17¾ x 10¼ x 3½"  
450 x 260 x 90 mm



**COPING/  
CLOSED-END**

17¾ x 10¼ x 3½"  
450 x 260 x 90 mm



**TOP** Natural Grey with Beacon Hill™ Smooth pavers and Mattoni™ accents and Ledgestone™ coping

**LEFT** Sandstone with Charcoal accent and Ledgestone (Buff) coping

**RIGHT** Natural Grey

Color selection should be chosen from actual samples.



NEW

QUARRY SMOOTH

# Quarry™ Smooth



NATURAL GREY

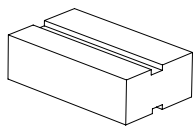


CHARCOAL

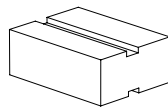


SANDSTONE

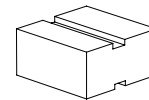
## 3 UNIT RANDOM BUNDLE



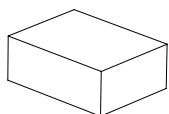
15" Unit  
15 (12) x 9 x 4½"  
380 x 230 x 114mm



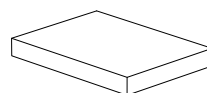
12" Unit  
12 (9) x 9 x 4½"  
305 x 230 x 114mm



9" Unit  
9 (6) x 9 x 4½"  
230 x 230 x 114mm



**STANDARD/CORNER**  
12 x 9 x 4½"  
307 x 230 x 114mm



**UNIVERSAL BASE UNIT**  
19 x 14 x 2¼"  
482 x 355 x 55mm  
Only available in Natural



**TOP** Coastal Slate with Richcliff® (Dawn Mist) pavers

**LEFT** Coastal Slate with Cophorne® (Basalt) accent and LedgeStone™ (Grey) coping

**RIGHT** Coastal Slate with Natural Stone (Black River) coping

Color selection should be chosen from actual samples.

# Rivercrest® Wall



Exclusive to **JNIBLOCK**



COASTAL SLATE



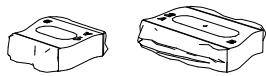
BUFF



2013

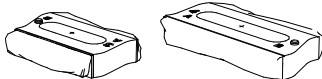
Rivercrest received the "red dot" award for high design quality and innovation.

## 4 UNIT RANDOM BUNDLE



Standard Unit 1  
8 x 9-10 x 2¼"  
200 x 230-250 x 57mm

Standard Unit 2  
12 x 9-10 x 2¼"  
300 x 230-250 x 57mm



Standard Unit 3  
12 x 9-10 x 2¼"  
300 x 230-250 x 57mm

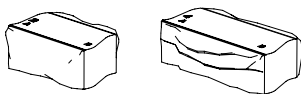
Standard Unit 4  
17 x 9-10 x 2¼"  
425 x 230-250 x 57mm

## 4 UNIT JUMPER BUNDLE **COMING SOON**



Jumper Unit 1  
8 x 9-10 x 4½"  
200 x 230-250 x 114mm

Jumper Unit 2  
12 x 9-10 x 4½"  
300 x 230-250 x 114mm



Jumper Unit 3  
12 x 9-10 x 4½"  
300 x 230-250 x 114mm

Jumper Unit 4  
17 x 9-10 x 4½"  
425 x 230-250 x 114mm

## 2 UNIT CORNER BUNDLE



Long Corner Unit  
17½ x 9-10 x 2¼"  
450 x 230-250 x 57mm

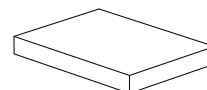


Short Corner Unit  
14½ x 9-10 x 2¼"  
375 x 230-250 x 57mm

## RIVERCREST FIRE PIT KIT **COMING SOON**



Fire pit kit insert sold separately. See page 182 for more details.



## PILLAR UNIT

**COMING SOON**

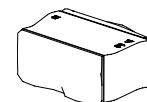


20 x 20 x 4½"  
500 x 500 x 114mm  
Center opening 9 x 9"



Completed Unit Shown  
Pillar cap Sold Separately

## JUMPER CORNER UNIT



**COMING SOON**  
12 x 9-10 x 4½"  
450 x 230-250 x 114mm

## UNIVERSAL BASE UNIT

19 x 14 x 2¼"  
482 x 355 x 55mm

Only available in Natural



**TOP** Almond Grove

**LEFT** Granite

**RIGHT** Granite

Color selection should be chosen from actual samples.

# SienaEdge™


---



GRANITE



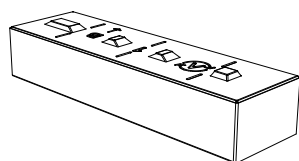
ALMOND GROVE



SANDSTONE

## STANDARD / CORNER UNIT

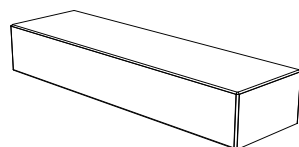
---



$39\frac{3}{8} \times 11\frac{1}{2} \times 7"$   
 $1000 \times 290 \times 180\text{mm}$

## COPING

---



$39\frac{3}{8} \times 11\frac{1}{2} \times 7"$   
 $1000 \times 290 \times 180\text{mm}$

*NOTE: Coping Unit can also act as a closed end unit with the unique patented locking mechanism.*

# U-Cara® Multi-Face Wall System


Exclusive to **JNIBLOCK**

## ENDURACOLOR™ FASCIA PANELS

### SMOOTH PANELS



OPAL BLEND



STERLING



GRANITE FUSION  
(STEEL MOUNTAIN)



DARK CHARCOAL



INDIANA BUFF



FOSSIL

### UMBRIANO PANELS



SUMMER WHEAT




GRENADA WHITE



WINTER MARVEL



FRENCH GREY



MIDNIGHT SKY

### PITCHED PANELS



FOSSIL



GRANITE FUSION  
(STEEL MOUNTAIN)

### SERIES 3" PANEL



ONYX BLACK

### SUBWAY PANELS



OPAL BLEND



DARK CHARCOAL


### LAVANO PANELS




GRANITE FUSION



FOSSIL



INDIANA BUFF ▲ NEW



**TOP** Granite Fusion Smooth with Dark Charcoal accent and Arcana™ pavers

**LEFT** Opal Blend Subway with Urban™ slabs

**RIGHT** Dark Charcoal Smooth

Color selection should be chosen from actual samples.

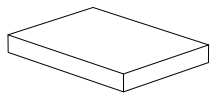
# U-Cara® Multi-Face Wall System



2019

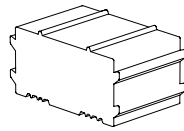
U-Cara received the "red dot" award for high design quality and innovation.

## 1 BASE UNIT

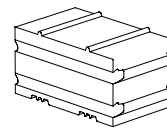


**UNIVERSAL  
BASE UNIT**  
19 x 14 x 2 1/4"  
482 x 355 x 55mm

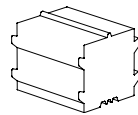
## 2 BACKER BLOCKS



**SureTrack  
Large Backer**  
11 5/8 x 7 1/2 x 5 7/8"  
294 x 190 x 150mm



**SureTrack  
Corner/Pillar**  
11 5/8 x 6 7/8 x 5 7/8"  
294 x 175 x 150mm

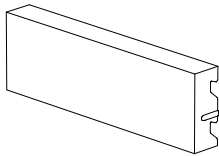


**SureTrack  
Standard**  
7 1/2 x 5 7/8 x 5 7/8"  
190 x 150 x 150mm

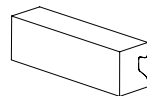


**SureTrack  
Corner Insert**  
L = 2"  
50mm

## 3 FASCIA PANELS

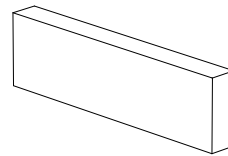


**6" Standard Fascia**  
18 3/8 x 2 3/8 x 5 7/8"  
466 x 60 x 150mm

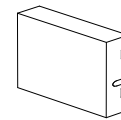


**3" Series Panel**  
9 x 2 3/8 x 2 7/8"  
231 x 60 x 71mm

### 2 UNIT CORNER BUNDLE



**Closed-End Fascia Panel**  
20 7/8 x 2 3/8 x 5 7/8"  
530 x 60 x 150mm



**Standard Fascia Half Panel**  
9 1/4 x 2 3/8 x 5 7/8"  
233 x 60 x 150mm


## 4 FASCIA PANEL STYLES



SMOOTH




PITCHED



UMBRIANO\*



3" SERIES™



SUBWAY



LAVANO

## 5 COPING

### BEACON HILL™



SEE PAGE 189

### UMBRIANO



SEE PAGE 192

### NATURAL STONE



SEE PAGE 195

### URBAN



SEE PAGE 191



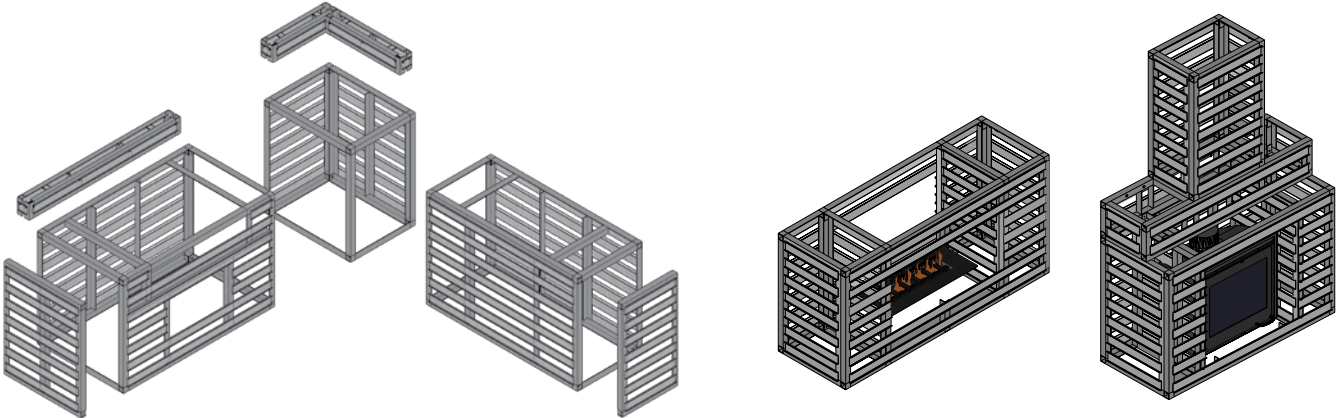


**TOP** Winter Marvel with Umbriano(French Grey)pavers and Umbriano coping  
**LEFT** Indiana Buff Smooth with Umbriano® coping and Urban™ pavers  
**RIGHT** Granite Fusion Pitched with Umbriano French Grey and Copthorne® (Basalt) accents with LedgeStone coping and Pillar Cap

# U-Cara<sup>®</sup> Modular System

---

Our U-Cara Modular System offers a variety of aluminium frames that can be mixed and matched to construct vertical features like grill islands, fire features and pillars.



Speak to your contractor to select a design and a U-Cara fascia panel finish to suit your project.

# U-Cara® Wall Mount System

---

The U-Cara Wall Mount System allows you to put the finishing touches on your project by cladding existing structures with U-Cara fascia panels.



Ideal for garden sheds, wing walls, exposed foundation, existing steps or concrete and wood substrates.

# Fire pits and Fire Features

---

Imagine flames crackling on a cool night, curling up under the stars with friends and family, and sipping a warm cup of hot chocolate. Soak up that sense of bliss from your backyard with a Unilock fire pit!



## ROMANSTACK™ FIRE PIT KIT

Available in Almond Grove,  
Granite and Sierra.

**NOTE:** Large fires and extreme  
heat are detrimental to concrete.

## SUNSET FIRE PIT KIT

Available in Sandstone, Limestone and Sierra.



### FIRE PIT GRILL

Select fire pit kits come with a fire pit grill that fits securely into the fire pit. Sold separately.



## LINEO™ FIRE PIT KIT

Available in Almond Grove, Granite, Sierra and Graphite.

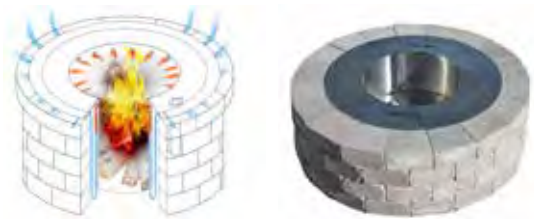


All fire pit kits insert and lid sold separately.

## UNILOCK REDUCED SMOKE INSERT

ONLY SELECTED FIRE PITS AVAILABLE WITH ZENTRO TECHNOLOGY FIRE PIT INSERT

There's nothing like relaxing around a roaring fire to bring family and friends closer together. But with ordinary fire pits, smoke always blows in someone's face - usually yours. With Unilock Reduced Smoke Inserts, stinging eyes are a thing of the past. Zentro's patent-pending technology reburns smoke before it gets anywhere near your eyes. Say hello to good times and goodbye to smoke.



## FIRE PIT KIT ACCESSORIES

The following accessories are available for any fire pit kit. Contact your local Territory Manager for details.



**KETTLE HOOK**



**24" SWING AWAY GRILL**



**SCREEN**

*Sunset Fire pits only*



**ACCESSORY POST WITH COLLAR**

# Outdoor Kitchens

---

There's nothing more fun than cooking alfresco. An outdoor kitchen is an entire, defined space dedicated to preparing meals among family and friends, but with a much livelier backdrop!



*Brussels Dimensional Stone*



Learn about things to consider when designing your outdoor kitchen.



*U-Cara*



*Lineo Dimensional Stone*



*U-Cara*

## Design Considerations

Think about how you'll use the space, the outdoor appliances you need, the best location for a kitchen in your yard, and how it will weather in the elements over time.



*Rivercrest™ Wall*




*Lineo Dimensional Stone*

From a practical side, an outdoor kitchen is an extension of your home's living and entertaining space, allowing you to make the most of your backyard.

# Water Features & Pillars

---

From fountains and ponds, to waterfalls and custom water features, these soothing additions are a popular way to enhance your landscape design.



Elevate your outdoor space to new heights by incorporating pillars into your design. With varying heights and functions, pillars create a sense of permanence and strength while also adding visual flair. Take it a step further by incorporating landscape lighting into your pillars to set the mood at night.




# Creative Ideas

---

The versatility of Unilock products provides a playground for your imagination. From mixing patterns and colors to create a custom sports court, to utilizing Unilock wall systems to beautify a utilitarian window well, the possibilities are endless!



This small storage area becomes a thing of beauty, paved with Unilock Beacon Hill™ Smooth and Universal Coping treads.







# Steps, Treads, Coping & Caps

---

From classic, fullnose shapes to pitched-face edges, our steps, treads and coping offer a wide variety of choices for the finishing touch on your project.

# Architectural Coping


---



**ENDURACOLOR™**



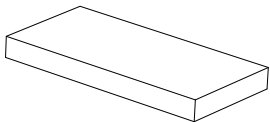
LIGHT GREY



DARK CHARCOAL



SANDSTONE



12 x 24 x 2<sup>3</sup>/<sub>8</sub>"  
310 x 620 x 60mm


Color selection should be chosen from actual samples.

# Architectural Pillar Cap

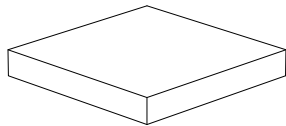
ENDURACOLOR™



LIGHT GREY



DARK CHARCOAL



28 x 28 x 3 7/8"  
711 x 711 x 100mm

# Fullnose™ Coping



ALMOND GROVE



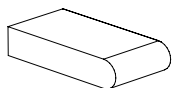
SIERRA



LIMESTONE



CHARCOAL



6 x 12  
5 7/8 x 11 7/8 x 2 3/8"  
150 x 300 x 60mm

Color selection should be chosen from actual samples.

# Beacon Hill™ Coping


NEW



ENDURACOLOR™



OPAL BLEND



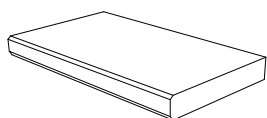
OAT BEIGE



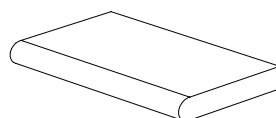
GRANITE FUSION



DARK CHARCOAL



**CHAMFERED**  
24 x 14 x 2<sup>3</sup>/<sub>8</sub>"  
600 x 360 x 60mm



**FULLNOSE**  
24 x 14 x 2<sup>3</sup>/<sub>8</sub>"  
600 x 360 x 60mm

Color selection should be chosen from actual samples.

# Concord Wall™ Coping



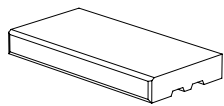
ALMOND GROVE



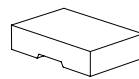
SIERRA



GRANITE



**COPING / STEP TREAD**  
 $23\frac{5}{8} \times 11\frac{7}{8} \times 3"$   
 $600 \times 300 \times 75\text{mm}$



**WEDGE CAP UNIT**  
 $12\frac{3}{4} \times 8\frac{1}{2} (7\frac{3}{8}) \times 3"$   
 $323 \times 215 (187.5) \times 75\text{mm}$

# Estate Wall™ Coping




ALMOND GROVE



SIERRA



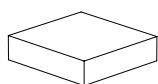
GRANITE



CHARCOAL



## 2 UNIT COPING BUNDLE



**Coping Unit**  
 $12\frac{1}{2} \times 12 \times 3"$   
 $317.5 \times 304.8 \times 76.2\text{mm}$



**Closed-end Coping Unit**  
 $12\frac{1}{2} \times 12 \times 3"$   
 $317.5 \times 304.8 \times 76.2\text{mm}$

Color selection should be chosen from actual samples.

# Urban™ Coping

NEW




## ENDURACOLOR™



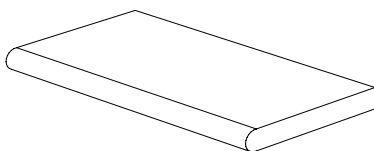
INDIANA BUFF



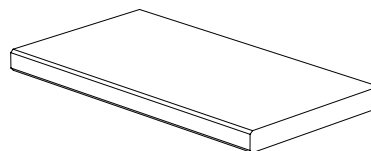
STERLING



DARK CHARCOAL



**FULLNOSE**  
35½ x 19 x 2⅜"  
900 x 485 x 60mm



**CHAMFERED**  
35½ x 19 x 2⅜"  
900 x 485 x 60mm

Color selection should be chosen from actual samples.



# Umbriano® Coping



Exclusive to **JNIBLOCK**



STEPS, TREADS, COPING & CAPS

## ENDURACOLOR™




SUMMER WHEAT



GRENADA WHITE



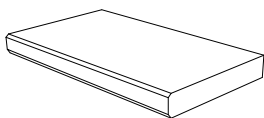
WINTER MARVEL



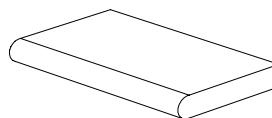
FRENCH GREY



MIDNIGHT SKY



**CHAMFERED**  
24 x 14 x 2<sup>3</sup>/<sub>8</sub>"  
600 x 360 x 60mm



**FULLNOSE**  
24 x 14 x 2<sup>3</sup>/<sub>8</sub>"  
600 x 360 x 60mm

Color selection should be chosen from actual samples.

# Pisa™ XL Smooth Coping

---



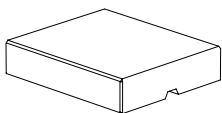
GRANITE



ALMOND GROVE



SANDSTONE



## **COPING**

15¾ x 12¾ x 3"

400 x 325 x 75 mm

Color selection should be chosen from actual samples.

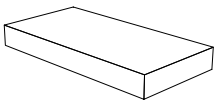
# Ledgestone™ Coping & Pillar Cap



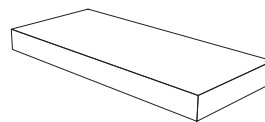
BUFF



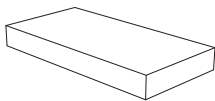
GREY



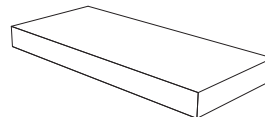
**ROCKFACE COPING**  
24 x 12 x 2<sup>3</sup>/<sub>4</sub>"  
610 x 305 x 70mm



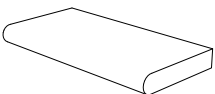
**ROCKFACE LARGE COPING**  
30 x 13<sup>1</sup>/<sub>2</sub> x 2<sup>3</sup>/<sub>4</sub>"  
762 x 343 x 70mm



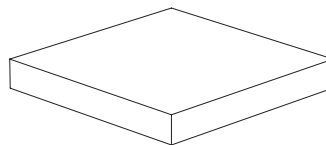
**ROCKFACE CLOSED-END COPING**  
24 x 12 x 2<sup>3</sup>/<sub>8</sub>"  
610 x 305 x 70mm



**ROCKFACE LARGE CLOSED END-COPING**  
30 x 13<sup>1</sup>/<sub>2</sub> x 2<sup>3</sup>/<sub>8</sub>"  
762 x 343 x 70mm



**FULLNOSE COPING**  
24 x 12 x 2<sup>3</sup>/<sub>8</sub>"  
610 x 305 x 60mm



**ROCKFACE 24" PILLAR CAP**  
24 x 24 x 3<sup>7</sup>/<sub>8</sub>"  
610 x 610 x 100mm

# Natural Stone Coping, Steps & Pillar Caps



CASCADE

**▲ NEW**



BLACK RIVER



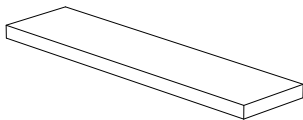
GREYFIELD



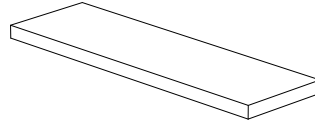
STONE CLIFF GREY

## COPING

Fullnose, Rockface and Straight Edge



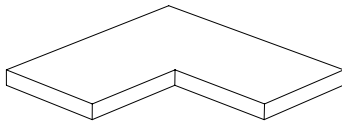
**48 x 12**  
 $47\frac{1}{2} \times 11\frac{7}{8} \times 2"$   
 1200 x 300 x 50



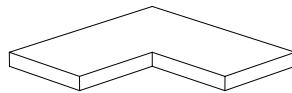
**48 x 14**  
 $47\frac{1}{2} \times 14 \times 2"$   
 1200 x 355 x 50

### NEW CORNER COPING

Fullnose and Straight Edge



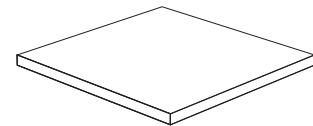
**28 x 14**  
 $28 \times 14 \times 2"$   
 710 x 355 x 50



**24 x 12**  
 $23\frac{5}{8} \times 11\frac{7}{8} \times 2"$   
 600 x 300 x 50

### NEW INSERT COPING

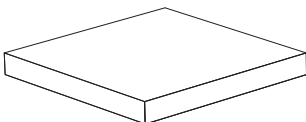
Sawn Edge



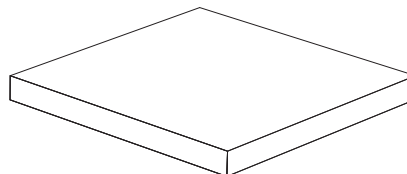
$24 \times 24 \times 2"$   
 600 x 600 x 50mm

## PILLAR CAPS

Rockface and Straight Edge



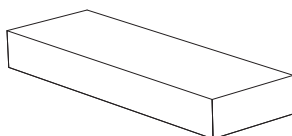
**24" PILLAR CAP**  
 $23\frac{5}{8} \times 23\frac{5}{8} \times 2\frac{5}{8}"$   
 600 x 600 x 64mm



**28" PILLAR CAP**  
 $28 \times 28 \times 2\frac{5}{8}"$   
 710 x 710 x 64mm

## STEP

Rockface and Straight Edge




**48 x 16**  
 $47\frac{1}{4} \times 15\frac{3}{4} \times 5\frac{7}{8}"$   
 1200 x 400 x 150

## EDGE DETAILS




Fullnose



Rockface



Straight Edge



Our natural stone coping pairs beautifully with Unilock pavers and slabs. See below for a list of popular combinations.

		NATURAL STONE COLORS			
		Black River	Cascade	Greyfield	Stone Cliff Grey
COMPLEMENTARY UNILOCK PAVER COLORS	Arctic Grey	•		•	
	Basalt		•	•	•
	Burgundy Red	•			•
	Burnt Clay				•
	Corvara	•			
	Dark Charcoal		•	•	•
	Dawn Mist	•	•		
	Fossil		•		•
	French Grey		•	•	
	Granite Fusion	•	•	•	•
	Grenada White	•	•	•	
	Light Granite	•	•		
	Midnight Sky	•			
	Modena			•	•
	Oat Beige	•	•		•
	Opal Blend	•			
	Sable Blend	•			•
	Sterling				•
	Summer Wheat	•			
Vivanto	•		•		
Winter Marvel	•		•		

See page 82 for additional Natural Stone information.



# Learn & Plan

Nothing ventured, nothing gained! Transform your hardscape ideas into bold, thrilling reality with the right help, knowledge and preparation. Unilock has the experts, the plans and the tools you need to succeed!



Beacon Hill™ Smooth (Granite Fusion) and Copthorne™ (Basalt) accent

# Finding the right Contractor

---

Even the best materials can be spoiled by subpar installation and craftsmanship, which is why choosing the right contractor for the job is the most crucial decision for your project. Remember that the cheapest quote is rarely the best option, so make sure to ask the right questions.



## Guaranteed to do the job right.



Unilock Authorized Contractors have met our exacting standards for installation methods and business practices. Connect with us online, by phone or at one of our locations and we'll be happy to connect you with a contractor in your area who is guaranteed to do the job right. We stand behind our contractors with a 2-year workmanship guarantee.



Register online at [Unilock.com](https://Unilock.com) and we'll match you with a Unilock Authorized Contractor in your area.



# Contractor Checklist



1	Check Credentials	How long has the contractor been installing pavers and walls? Has the contractor installed projects in the past with the features you're considering?
2	Review Portfolio	Look at their past work. Great contractors will have a number of their projects to show off. Do they offer any type of design services and what is the cost for this? Is the contractor's style and design something you would like for your project?
3	Assess Workmanship	Ask to see a project or two that the contractor completed more than two years ago to see how their work has held up. Look for nice neat cuts and edge restraints that are still in place. Do they warranty their work? Have they had any warranty claims in the past?
4	Learn about the Crew	Some contractors will hire other companies to perform parts of the work, like lighting and irrigation. Be sure to ask how these sub-contractors will be vetted and managed.
5	Jobsite Preparation	What are the contractor's base preparation methods? What materials are used and why? Is there a standard procedure for base preparation or will the contractor assess your site's unique needs?
6	Schedule and Timeline	How far in advance are projects being booked and how long might your project take? What are the contractor's payment terms? Do they require a deposit upfront to secure the timing of the project?
7	Read the Fine Print	Does the contractor have the proper licensing for their work? Does the contractor have liability insurance and are employees covered by Workers Compensation? Will permits be required for the job and if so, who is responsible to secure them?
8	Listen to your Gut	Do you like and trust this contractor? Can you communicate easily? Will the person you are meeting now be on-site throughout the project, or will there be a different daily contact? Double check your gut impression by reaching out to references.



Scan here for our  
Unilock Project  
Planning Guide.

# Unilock Resources

Your all-in-one resource hub to help kick-start your hardscape project, the Unilock way!

## Unilock.com

Throughout your project journey we know you'll have lots of questions, and our website has answers. From the hundreds of topics covered in our Knowledge Center, to design advice and inspiration, we're here to help far beyond your selection of Unilock products.



Knowledge  
Center



Design  
Advice



Project  
Planning Guide



Unilock Authorized  
Contractors



# DO-IT-NOW PAYMENT PLAN

## BUILD NOW, PAY LATER

The Unilock Do-it-Now Payment plan makes it possible to complete your project now and pay later.

*\*Only available from participating contractors.*



Scan for more details.



Frequently Asked Questions



Do-It-Yourself Guides



Project Maintenance



Transferable Lifetime Guarantee





*Come visit us in Brewster, New York  
or Uxbridge, Massachusetts*

# UNILOCK Outdoor Idea Center

## See

An expansive display of Unilock products in a life-size outdoor setting

## Talk

To our knowledgeable staff and we'll help you create a plan to achieve the outdoor space you're dreaming about.

## Take

**FREE samples** of Unilock paver and wall products home with you.



**51 International Blvd, Brewster, NY 10509**  
**35 Commerce Dr, Uxbridge, MA 01569**

Scan here for more information  
and a 3D virtual tour!



*Please feel free to walk around and browse our  
Outdoor Idea Center at any time. Call 1-800-UNILOCK  
or visit [Unilock.com](http://Unilock.com) for more details and staff hours.*



**U**VISION<sup>®</sup>  
 — 3D LANDSCAPE CREATOR —



**3D Rendering** Created with Uvision® 3D Design Software



**Finished Project**

While there are many contractors and designers who still prefer to draw by hand, more and more plans today are being created digitally and in 3D.

If you're having trouble imagining what your project will look like when it's complete, a 3D design can really help.

Speak to your contractor about how 3D design can help you visualize the possibilities for your project!

Connect with us online or by phone to find a qualified contractor who can prepare a 3D design for your project!

# Build Basics



## 1 EXCAVATION

All outdoor projects should begin with the removal of grass and topsoil. The depth will be determined by two things:

1. **Soil Type** - Sandier soil requires less excavation than clay-based soil.
2. **Use** - Patios and walkways, which take lighter loads should require less excavation than driveways and retaining walls, which require deeper excavation.

*Depth of excavation can be reduced significantly if a layer of DriveGrid is placed at the bottom of the excavation before gravel gets placed. Loose subsoil should always be compacted prior to installing DriveGrid and gravel.*

A proper base ensures that your pavers and walls won't shift during freeze thaw cycles.

## 2 GRAVEL BASE

A gravel base is placed into the excavated area. Ideally, this gravel base will need to be:


- > **Strong enough** to support the weight of anything placed on the surface.
- > **Free draining** to allow water to escape the base and enter the subsoil. A perforated drain pipe in the gravel base may be necessary for retaining walls in order to direct water away from the wall's base.
- > **Extended** at least 6" (150mm) beyond the finished paver surface's edges.
- > **Compacted** in several layers, using the proper equipment.

## 3 BEDDING LAYER

On top of the firm gravel base, a 1" (25mm) layer of sand or tiny stone chips is spread out and smoothed. This layer enables the levelling or sloping of paver or wall units for drainage and smoothness.

Some contractors may recommend a poured concrete surface over a standard bedding layer, which is acceptable if the concrete is carefully poured and rests on a solid, well-drained base.

**Note:** Once concrete is poured, the height of paver or wall units can no longer be adjusted.



#### 4 RESTRAINT SYSTEM

To prevent pavers from shifting, a concrete edge will be constructed or an edge restraint fixed with long metal spikes. For walls, adhesive can be used to secure rows of blocks together. Larger retaining walls may require geogrid every few layers to secure the wall into the soil that is being retained.

#### 5 JOINT MATERIAL

There are three types of joint material to choose from:

**Basic Jointing Sand** – Years ago, this was the only joint material available. As it wears away, issues with weeds could arise. If you decide to choose basic sand, we advise using a joint stabilizing sealant and be ready to top up the sand as necessary.

**Polymeric Sand** – This special sand is blended with a binding ingredient to help it stay in place longer. Check with your local Unilock Dealer for the best jointing sand/compound for your project.

**Resin Sand** – Resin sands are the strongest jointing sand available, and have been proven to have the longest lifespan of any jointing sand. Different resin sands are available for various uses.

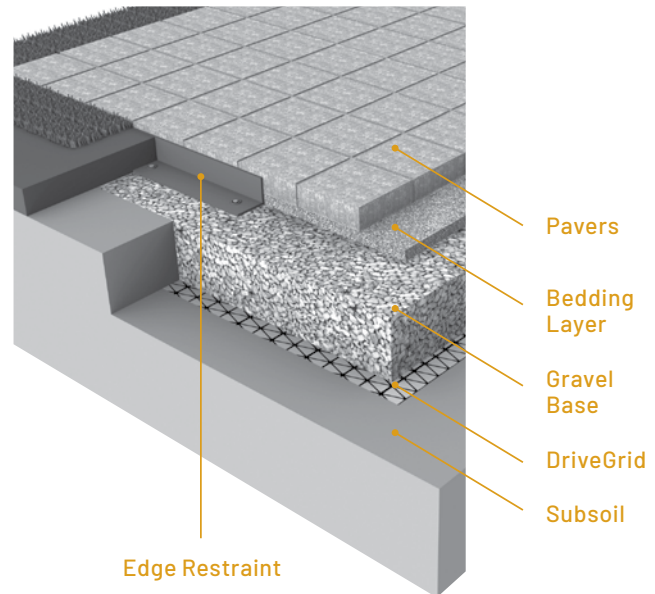
#### 6 SEALING

Unilock pavers will be durable with or without a sealer. Some homeowners may choose to apply a sealer to enhance paver color, while others choose to appreciate the color of the pavers as they are. If you decide to seal, be prepared to re-seal your pavers every 3-5 years.

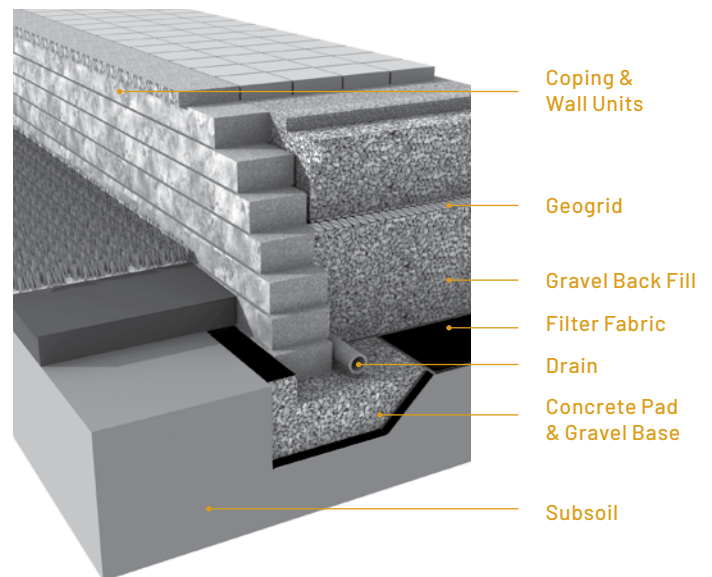
##### Factory-Sealed Products

Elegance® pavers and Unilock® pavers manufactured with EasyClean™ have been pre-sealed at the factory. To clean and brighten the surface at any time, a gentle power washing of the surface is recommended. If you wish to re-seal, wait a minimum of three years before applying sealant. Use only solvent-based sealants on factory-sealed products.

#### PAVER CONSTRUCTION



#### WALL CONSTRUCTION



Learn about frequently used terms in the hardscape industry.



# Our Quality Commitment

---



Unilock was the first concrete paver manufacturer in North America to offer a Lifetime Guarantee, and since then we have continued to stand behind it to ensure customers are completely satisfied with our products. With almost 2 billion stones in the ground, that's quite the commitment!

Our products are better and stronger than other brands. In fact, our internal standards of manufacturing in the USA and Canada far exceed industry standards set by ASTM (American Society for Testing and Materials) and CSA (Canadian Standards Association) and other European organizations.

## LIFETIME GUARANTEE - RESIDENTIAL

Our Transferable Lifetime Guarantee warrants the structural integrity of Unilock concrete paving stones and retaining wall units when used in residential applications. It covers any structural failure or deterioration of the concrete unit resulting from normal use or from the reasonable application of sodium chloride (common rock salt used for de-icing). StoneMark™ products have the same warranties as Unilock paving stones and retaining walls, but cannot be warrantied against damage resulting from de-icing products.

Any materials installed and maintained to our guidelines, and subject to normal wear, that prove defective, will be replaced without cost. Proof of purchase is required. Customers are encouraged to submit receipts to us as soon as their project is complete, using the Unilock Warranty Registration Form on our website (Unilock.com).

Purchasers need to ensure that the product they purchase is appropriate for their intended application; for example, only certain thicknesses of products are appropriate for driveways. Color matching of the replacement product and/or lost time cannot be guaranteed and labor costs related to installing replacement product is not included. Unilock reserves the right to seek a professional diagnosis and opinion to determine the exact cause of the product failure. If the failure falls within our warranty parameters, Unilock will replace the defective product.

**EXCLUSIONS** - Unfortunately, some things are beyond the control of Unilock, and are therefore not covered by this warranty. These include: naturally occurring efflorescence, hazing from polymeric jointing sand, scratching and chipping resulting from snow removal or construction equipment, damage caused by natural or un-natural disasters, or negligence by anyone other than Unilock. While EasyClean helps to increase a paver's resistance to staining from various substances, it does not make our products stain-proof nor does it resist every kind of stain. The Unilock warranty also does not cover deterioration or damage as a result of poor design or poor installation practices that are contrary to specifications as laid out by ICPI (Interlocking Concrete Pavement Institute) and the NCMA (National Concrete Masonry Association). For more information please visit [www.icpi.org](http://www.icpi.org) and [www.ncma.org](http://www.ncma.org). Additionally, please refer to the Maintenance, Color and Installation Advisories.

## MAINTENANCE ADVISORY

### 1. Cleaning and Sealing

As with anything that is outdoors, Unilock products are subject to harsh weather, dust, acid rain, leaf stains, water stains and general wear from foot or vehicular traffic. Therefore, periodic cleaning using environmentally safe detergents designed for cleaning concrete is recommended to maintain a bright, fresh appearance.

To make subsequent cleaning easier and more effective, a concrete sealer can be applied to new or cleaned products to help prevent the penetration of substances that can cause stains.

There are many types of concrete cleaners and sealers on the market. Always read the instructions carefully before using the product to make sure that it will function as expected. Testing first, in a small unobtrusive area, is always a good idea to ensure the results are acceptable. Consult your local hardscape dealer to find the products best suited for your paver or wall installation.

### 2. Winter Maintenance

Snow removal by way of metal blades on plows or shovels will scratch and chip the surface of pavers, causing permanent damage. To mitigate this risk, metal snow clearing blades must always have a polyurethane or rubber cutting edge attached when plowing pavers.

De-icing Salts - The use of de-icing products on paver surfaces is important for safety and to help mitigate snow accumulation. Most de-icing products will have some effect on concrete, even





Visit [Unilock.com](https://www.unilock.com) to register for your Transferable Lifetime Guarantee.

if the product label indicates that it is safe on concrete. If you must use a de-icing product, we recommend that you use Sodium Chloride (ordinary rock salt) or Calcium Chloride (for colder climates). Always apply sparingly. The use of de-icing products on StoneMark, wet-cast pavers, slabs or coping may damage the product and therefore is not recommended. Whenever possible use a coarse sand as an anti-slip measure instead of de-icing chemicals.

## COLOR ADVISORY

### 1. Selection

Due to the inherently variable nature of printed materials and digital monitors, Unilock cannot guarantee that products will match the color of printed or online images. Therefore, when making final product selections, decisions should be made based on actual stones which are readily available from Unilock, Authorized Contractors or Authorized Dealers. Most Unilock products are not comprised of a single color, but rather contain blended colors for a more natural appearance. This means that there will be significant color variance from stone to stone, so purchasers should view multiple units together to get a more accurate impression of the overall color.

*Note:* Unilock Natural Stone variations are outside the control of Unilock. Purchasers of natural stone must be willing to accept this inherent variability.

### 2. Pre-installation checking

Always check the label to ensure that the Unilock product delivered to your project is the product and color ordered. If there is a discrepancy, or if the product

inside the packaging doesn't appear to be correct, contact your hardscape dealer before installing any pavers or wall units. If the product is installed, it indicates your acceptance of the products as delivered.

### 3. Blending

If the project requires more than one bundle of product it's always a good idea to draw product from several bundles when installing, as this ensures that any variation between bundles will be seamlessly integrated in the project. When bundles are from different production runs, random selection from multiple bundles is even more important.

### 4. Efflorescence

Efflorescence is a naturally occurring process that may appear as a white or light grey powder on the surface of concrete, clay or natural stone. It is temporary, and will disappear over time. However, if it is bothersome, an efflorescence cleaner can be used to remove it. There is no way to predict or prevent efflorescence. Because it does not compromise the structural integrity of the product, it is not covered by Unilock product warranties.

## INSTALLATION ADVISORY

### 1. Construction Residue

While a certain amount of dirt on pavers and walls is inevitable during the construction phase, installers are strongly encouraged to clean as they go as construction residue can embed in the surface and become difficult to remove. The slurry produced during wet-saw cutting is particularly stubborn to clean if allowed to dry on the surface of pavers. Unilock warranties do not cover

stains caused by a failure to remove construction residue.

### 2. Polymeric Haze

Surface hazing caused by polymeric jointing sand is not the responsibility of Unilock. Polymeric jointing sand should only be installed by an experienced and knowledgeable contractor. Any sand that is left on the surface prior to activation will result in a haze that is very difficult and time-consuming to remove. Only the highest quality, brand name polymeric sand that is guaranteed by the manufacturer should be used.

### 3. Compaction Damage









Both smooth and textured paver surfaces can be scratched by compaction equipment used to 'flatten' a new paver installation. Therefore, metal plate compactors must be fitted with a polyethylene mat to protect the paver surface from becoming scratched, or a superior option is to use a rubber-roller compactor instead. Damage to product surfaces caused by failure to follow these instructions is not covered by Unilock product warranties.

## FIRE PIT WARNING

Unilock warranties do not cover damage that is heat related. Wood-burning fire pits must be lined with a proper metal insert or refractory (fire-rated) brick to protect the concrete components from extreme exposure to heat. Extreme heat on a concrete surface may affect the structural integrity of the concrete and can be dangerous. The floor of the fire pit should always be constructed using refractory brick or a sand bed. For your safety, always use a spark screen over the fire.

# Index

## PAVERS AND SLABS

Arcana™	98
Artline™	100
Beacon Hill™ Flagstone	102
Beacon Hill Smooth	104
Beacon Hill Smooth / EasyClean	105
Beacon Hill Smooth Slab	106
Bristol Valley®	108
Brussels Block®	110
Camelot™ Premier	112
Copthorne®	86 & 114
Courtstone®	88 & 116
Eco-Hex™  <b>NEW</b>	117
Eco-Priora™ Premier 	118
Eco-Promenade™ / EcoTerra™  <b>NEW</b>	119
Hex™	120
Holland Premier™	122
Mattoni™	123
Natural Stone	80-82
Nordic Cobble™ 	124
Porcelain Tile	154
Revela™	126
Richcliff®	90 & 128
Series™	129
Skyline™	130
Soreno™	132
Thornbury™ Smooth 	134
Town Hall® 	92 & 136
Transition™	137
Treo®	140
Treo Smooth 	142
Tribeca Cobble™ 	138
Umbriano®	144-148
Urban™ <b>NEW</b>	150
Westport™	152

## COVER

Beacon Hill Smooth with Copthorne accents and Rivercrest Wall with Natural Stone coping

## RETAINING WALLS AND VERTICALS

Brussels Dimensional Stone®	158
Concord Wall™	160
Estate Wall™	162
Lineo™ Dimensional Stone	164
Pisa™ XL Smooth	165
Pisa™ Edge	166
Quarry™ Smooth <b>NEW</b>	168
Rivercrest® Wall	94 & 170
SienaEdge™	172
U-Cara®	174-176
U-Cara Modular System	177
U-Cara Wall Mount System	178

## STEPS, TREADS, COPING & CAPS

Architectural Coping	187
Architectural Pillar Cap	188
Beacon Hill Coping <b>NEW</b>	189
Concord Wall™	190
Estate Wall™	190
Fullnose™	188
Ledgestone™	194
Natural Stone	195
Pisa XL Smooth Coping	193
Umbriano Coping	192
Urban Coping <b>NEW</b>	191

## COLLECTIONS

Arcana	64
Beacon Hill	68
Umbriano	72
Urban	76

## TOPICS OF INTEREST

Build Basics	205
Contractor Tips	200
Creative Ideas	53
EnduraColor™	55
Elegance™	83-94
EasyClean™	55
Fire pits & Fire Features	180
Finishes	52
Joint Material	53
Laying Patterns	50
Natural Stone	82 & 196
Outdoor Idea Center	203
Outdoor Kitchens	181
Pavers & Slabs	96
Permeable Pavements	59
Pillars	183
Retaining Walls	156
Steps, Treads, Coping & Pillar Caps	186
Sustainability	57
Unilock Resources	201
Unique Touches	54
Uvision	204
Water Features	183

Unilock Ltd. and Hengestone Holdings, Inc. are the owners or authorized users of all trademarks used in this publication unless otherwise specified. Umbriano® are trademarks of Metten Stein + Design GmbH & Co KG used under license by Unilock®. Measurements throughout this portfolio are nominal. Not all products shown are available at all Unilock locations. Log on to Unilock.com for availability. Colors shown in this catalog should be used only as a guide. Colors should always be chosen from actual samples. Contact your local Unilock representative for color availability in your area.



F O L L O W U S

@UNILOCK



@UNILOCKLIFE





TRANSFORMING  
HARDSCAPES

**CHICAGO**  
(630) 892-9191

**MILWAUKEE**  
(262) 742-3890

**KANSAS**  
(913) 417-7985

**BOSTON**  
(508) 278-4536

**NEW YORK**  
(845) 278-6700

**MID-ATLANTIC**  
(202) 798-2060

**MICHIGAN**  
(248) 437-7037

**ONTARIO**  
(416) 646-9000

**QUÉBEC**  
(450) 546-2797

**CINCINNATI / KY / TN**  
(513) 202-0219

**OHIO / WESTERN PA  
/ WNY & CNY**  
(330) 927-4000

**UNILOCK.COM** 1-800-UNILOCK

